



PRODUCT GUIDE.

LIGHT EQUIPMENT, ASPHALT,
SOIL AND LANDFILL CONSTRUCTION.



TABLE OF CONTENTS

Tamper

BT 60, BT 65
BVT 65
BT 80 D

Single Direction Vibratory Plates

BVP 10/30, BVP 12/50 A
BVP 10/36
BVP 18/45, BVP 18/45 D
BPS 18/45
BP 10/35, BP 12/40
BP 12/50 A
BP 20/50, BP 20/50 D
BP 25/50, BP 25/50 D

Reversible Vibratory Plates

BPR 25/40, BPR 25/40 D
BPR 25/50, BPR 25/50 D
BPR 35/42 D, BPR 35/60, BPR 35/60 D
BPR 25/50 D, BPR 35/60, BPR 35/60 D
BPR 40/60 D
BPR 45/55 D, BPR 50/55 D
BPR 55/65 D, BPR 60/65, BPR 60/65 D
BPR 50/55 D, BPR 55/65 D
BPR 60/65, BPR 60/65 D
BPR 70/70 D, BPR 100/80 D
BPR 70/70 D, BPR 100/80 D (Comfortable control lever)

Reversible Hydraulic Plate

4 BPH 80/65 S 48

6

8 Hand-guided Single Drum Vibratory Rollers

BW 55 E 50

BW 71 E-2 52

10

12 Hand-guided Double Drum Vibratory Rollers

14 BW 65 H, BW 75 H 54

16

18 Multi Purpose Compactors

20 BMP 8500 56

22 BMP 8500 58

24

26

28

30

32

34

36

38

40

42

44

46

4-STROKE TAMPER

BT 60, BT 65



Fields of application:

Earthwork and asphalt construction.
Pipeline, trench and sewer line construction, backfills, foundations and repair work on asphalt.

PRE 541 13 010



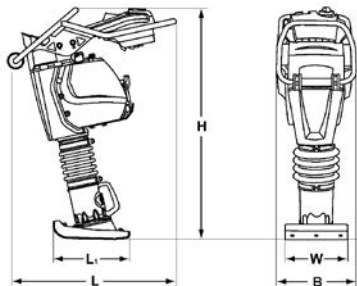
Standard Equipment

- Engine Protection System
 - Protective engine covering
 - Paper air filter system with two stages
 - Automatic oil level control
 - Dual fuel filter system
- Vibration insulated steering bow
- Self-cleaning air filter housing
- Protective covering
- Single point lifting device
- Recoil starter
- Plastic castor as loading aid
- Infinitely variable frequency
- Combination of engine stop/fuel switch
- h- / rpm meter
- 3-2-1 Warranty



Optional Equipment

- Transport device with puncture proof wheels
- Tamper foot widths (160-330mm)
- Tamper foot extensions
- Special painting
- Tool kit
- Service Kit
- Operator protection contact breaker switch
- TOUGH WARRANTY



Dimensions in mm

	B	H	L	L1	W
BT 60	350	1030	728	335	230
BT 65	350	1030	728	335	280

TECHNICAL DATA

Weights

Operating weight CECE	kg
Basic weight	kg

Dimensions

Working width (tamper plate)	mm
------------------------------------	----

Driving Characteristics

Working speed max.	m/min
Area coverage max.	m ² /h

Drive

Engine manufacturer	
Type	
Emission stage	
Cooling	
Number of cylinders	
Performance SAE J 1349	kW
Fuel	
Drive system	
Fuel consumption, aver. during operation	l/h

Exciter system

Frequency	Hz
Impact force	kN

Capacities

Fuel	l
------------	---

BOMAG BT 60

58
57

230

20
276

Honda
GXR 120
StageV/CARB P.3
air
1
2,8
Gasoline
mech.
0,9

10- 11,8
15,0

3,0

BOMAG BT 65

68
67

280

20
336

Honda
GXR 120
StageV/CARB P.3
air
1
2,8
Gasoline
mech.
0,9

10- 11,8
17,0

3,0

4-STROKE TAMPER BVT 65



Fields of application:

Earthwork and asphalt construction.
Pipeline, trench and sewer line construction, backfills, foundations and repair work on asphalt.

PRE 541 21 010



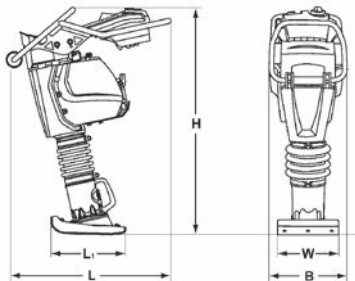
Standard Equipment

- Engine Protection System
 - Protective engine covering
 - Automatic oil level control
 - Dual fuel filter system
- Vibration insulated steering bow
- Self-cleaning air filter housing
- Protective covering
- Single point lifting device
- Recoil starter
- Plastic castor as loading aid
- Infinitely variable frequency
- Combination of engine stop/fuel switch
- 3-2-1 Warranty



Optional Equipment

- Transport device with puncture proof wheels
- Tamper foot widths (160-330mm)
- Tamper foot extensions
- h- / rpm meter
- Special painting
- Tool kit
- Service Kit
- TOUGH WARRANTY



Dimensions in mm

	B	H	L	L1	W
BVT 65	350	1030	728	335	280

TECHNICAL DATA

Weights

Operating weight CECE	kg
Basic weight	kg

Dimensions

Working width (tamper plate)	mm
------------------------------------	----

Driving Characteristics

Working speed max.	m/min
Area coverage max.	m ² /h

Drive

Engine manufacturer	
Type	
Emission stage	
Cooling	
Number of cylinders	
Performance SAE J 1349	kW
Fuel	
Drive system	
Fuel consump. aver. during operation	l/h

Exciter system

Frequency	Hz
Impact force	kN

Capacities

Fuel	l
------------	---

BOMAG

BVT 65

67
66

280


20
336

Honda
GX 100
StageV/CARB P.3
air
1
2,3
Gasoline
mech.
0,9

10- 11,8
16,0

3,0

DIESEL TAMPER BT 80 D



Fields of application:

Earthwork and asphalt construction.
Pipeline, trench and sewer line construction, backfills, foundations and repair work on asphalt.

PRE 540 54 010



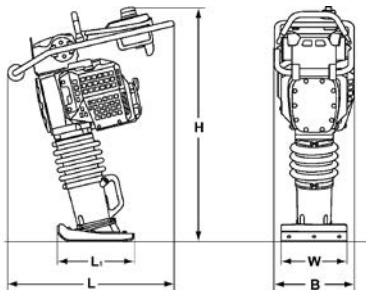
Standard Equipment

- Vibration insulated steering bow
- Self-cleaning air filter housing
- Integrated fuel filter
- Protective engine covering
- Engine shut-down switch integrated in steering handle
- Infinitely variable frequency
- Single point lifting device
- Plastic castor as loading aid
- Semi-automatic decompression
- Recoil starter
- 3-2-1 Warranty



Optional Equipment

- Transport device with puncture proof wheels
- Tamper foot widths (280-290mm)
- Tool kit
- Service Kit
- TOUGH WARRANTY



Dimensions in mm

	B	H	L	L1	W
BT 80 D	350	1000	765	335	330

TECHNICAL DATA

Weights

Operating weight CECE	kg	81
Basic weight	kg	80

Dimensions

Working width (tamper plate)	mm	330
------------------------------------	----	-----

Driving Characteristics

Working speed max.	m/min	16
-------------------------	-------	----

Drive

Engine manufacturer		Yanmar
Type		L 48
Emission stage		non EPA
Cooling		air
Number of cylinders		1
Performance ISO 3046	kW	3,1
Speed	min-1	3,600
Fuel		Diesel
Drive system		mech.
Fuel comsump. aver. during operation	l/h	0,7

Exciter system

Frequency	Hz	8- 11,5
Impact force	kN	17,5

Capacities

Fuel	l	3,0
------------	---	-----

BOMAG BT 80 D

SINGLE DIRECTION VIBRATORY PLATES

BVP 10/30, BVP 12/50 A



Fields of application:

Earthwork, asphalt and paving applications.

Repair work on roads and agricultural roads, pipeline and trench construction, landscape gardening.

PRE 834 19 010



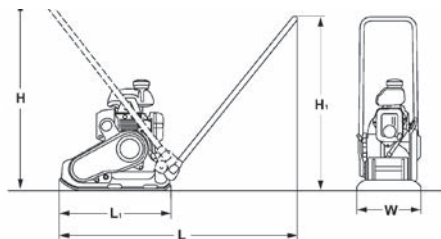
Standard Equipment

- Vibration insulated steering bow (BVP10/30)
- Detachable steering handle
- Highly wear resistant base plate (BVP10/30)
- Highly wear resistant cast iron base plate (BVP12/50A)
- Automatic shutdown at low oil level
- Recoil starter
- Single point lifting device
- Fully protected V-belt
- Carrying handles
- 3-2-1 Warranty
- Sprinkler system (BVP12/50A)



Optional Equipment

- Special painting
- Plastic mat (BVP10/30)
- Service Kit
- TOUGH WARRANTY (BVP12/50A)
- Comfort guide handle (BVP10/30)



Dimensions in mm

	H	H1	L	L1	W
BVP 10/30	489	840	1058	509	300
BVP 12/50 A	660	890	970	530	500

TECHNICAL DATA

Weights

Operating weight CECE	kg
Basic weight	kg

Dimensions

Working width	mm
---------------------	----

Driving Characteristics

Working speed, max.	m/min
Max. gradeability (dep. on soil con.)	%

Drive

Engine manufacturer	
Type	
Emission stage	
Cooling	
Number of cylinders	
Performance SAE J 1349	kW
Speed	min-1
Drive system	
Fuel	
Fuel consumption, aver. during operation	l/h

Exciter system

Frequency	Hz
Centrifugal force	kN
Amplitude	mm

Capacities

Fuel	l
Water	l

BOMAG BVP 10/30

47
46

300

25
30

Honda
GXR 120
StageV/CARB P.3
air
1
2,1
3.600
mech.
Gasoline
0,6

100
10
1,34

0,8
-

BOMAG BVP 12/50 A

72
67

500

25
30

Honda
GX 120
StageV/CARB P.3
air
1
2,6
3.600
mech.
Gasoline
0,9

94
12
1,10

2,0
7,0

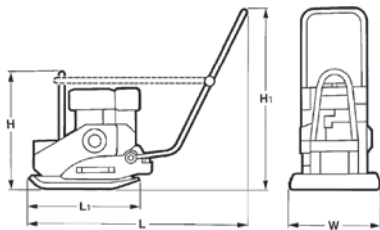
SINGLE DIRECTION VIBRATORY PLATE BVP 10/36



Fields of application:

Earthwork, asphalt and paving applications.
Repair work on roads and agricultural roads, pipe-
line and trench construction, landscape gardening.

PRE 834 13 010



Dimensions in mm

	H	H1	L	L1	W
BVP 10/36	535	915	1115	558	360



Standard Equipment

- Vibration insulated steering bow, foldable
- Detachable steering handle
- Highly wear resistant base plate
- Automatic shutdown at low oil level
- Recoil starter
- Single point lifting device
- Fully protected V-belt
- Carrying handles
- 3-2-1 Warranty



Optional Equipment

- Sprinkler system (+7kg)
- Transport wheels (+4kg)
- Plastic mat
- Tool kit
- Service Kit
- TOUGH WARRANTY
- Comfort guide handle
- Special painting
- Engine protection frame

TECHNICAL DATA

Weights

Operating weight CECE	kg	83
Basic weight	kg	82

Dimensions

Working width	mm	360
---------------------	----	-----

Driving Characteristics

Working speed, max.	m/min	25
Max. gradeability (dep. on soil con.)	%	30

Drive

Engine manufacturer		Honda
Type		GX 120
Emission stage		StageV/CARB P.3
Cooling		air
Number of cylinders		1
Performance SAE J 1349	kW	2,6
Speed	min-1	3.600
Drive system		mech.
Fuel		Gasoline
Fuel consumption, aver. during operation	l/h	0,9

Exciter system

Frequency	Hz	90
Centrifugal force	kN	10
Amplitude	mm	1,00

Capacities

Fuel	l	2,0
Water	l	7,0

BOMAG BVP 10/36

SINGLE DIRECTION VIBRATORY PLATES

BVP 18/45, BVP 18/45 D

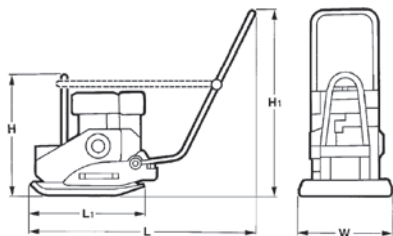


Fields of application:

Earthwork, asphalt and paving applications.

Repair work on roads and agricultural roads, pipeline and trench construction, landscape gardening.

PRE 834 12 010



Dimensions in mm

	H	H1	L	L1	W
BVP 18/45	535	915	1115	558	450
BVP 18/45 D	650	915	1115	558	450



Standard Equipment

- Vibration insulated steering bow, foldable
- Detachable steering handle
- Highly wear resistant base plate
- Automatic shutdown at low oil level (BVP18/45)
- Recoil starter
- Single point lifting device
- Fully protected V-belt
- Carrying handles
- 3-2-1 Warranty
- Engine protection frame (BVP18/45D)
- Automatic decompression (BVP18/45D)



Optional Equipment

- Sprinkler system (+7kg)
- Transport wheels (+4kg)
- Plastic mat
- Tool kit
- Service Kit
- TOUGH WARRANTY
- Comfort guide handle
- Special painting
- Engine protection frame (BVP18/45)

TECHNICAL DATA

Weights

Operating weight CECE	kg
Basic weight	kg

Dimensions

Working width	mm
---------------------	----

Driving Characteristics

Working speed, max.	m/min
Max. gradeability (dep. on soil con.)	%

Drive

Engine manufacturer	
Type	
Emission stage	
Cooling	
Number of cylinders	
Performance SAE J 1349	kW
Speed	min-1
Drive system	
Fuel	
Fuel consump. aver. during operation	l/h

Exciter system

Frequency	Hz
Centrifugal force	kN
Amplitude	mm

Capacities

Fuel	l
Water	l

BOMAG BVP 18/45

91
90

450

25
30

Honda
GX 160
StageV/CARB P.3
air
1
3,6
3.600
mech.
Gasoline
1,1

90
18
1,63

3,1
7,0

BOMAG BVP 18/45 D

104
103

450

25
30

Hatz
1B20
Stage V
air
1
3,1
3.000
mech.
Diesel
0,7

90
18
1,63

3,0
7,0

SINGLE DIRECTION VIBRATORY PLATE BPS 18/45



Fields of application:

Earthwork, asphalt and paving applications.
Repair work on roads and agricultural roads, pipe-
line and trench construction, landscape gardening.

PRE 834 16 010



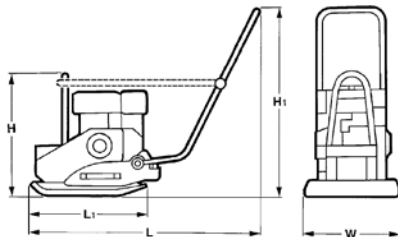
Standard Equipment

- Vibration insulated steering bow, foldable
- Engine protection frame
- Highly wear resistant base plate
- Automatic shutdown at low oil level
- Recoil starter
- Single point lifting device
- Fully protected V-belt
- Carrying handles



Optional Equipment

- Sprinkler system
- Transport wheels
- Tool kit
- Service Kit



Dimensions in mm

	H	H1	L	L1	W
BPS 18/45	550	886	970	550	450

TECHNICAL DATA

Weights

Basic weight	kg	84
Operating weight CECE (W)	kg	86

Dimensions

Working width (W)	mm	450
-------------------------	----	-----

Driving Characteristics

Working speed, max.	m/min	25
Max. gradeability (dep. on soil con.)	%	30

Drive

Type		168 F-C
Emission stage		China 3
Cooling		air
Number of cylinders		1
Performance SAE J 1349	kW	3,1
Speed	min-1	3.600
Drive system		mech.
Fuel		gasoline
Fuel comsump. aver. during operation	l/h	1,0

Exciter system

Frequency	Hz	90
Centrifugal force	kN	18
Amplitude	mm	1,10

Capacities

Fuel	l	4,0
Water	l	13,0

BOMAG BPS 18/45

SINGLE DIRECTION VIBRATORY PLATES

BP 10/35, BP 12/40



Fields of application:

Earthwork, asphalt and paving applications.

Repair work on roads and agricultural roads, pipeline and trench construction, landscape gardening.

PRE 230 13 010



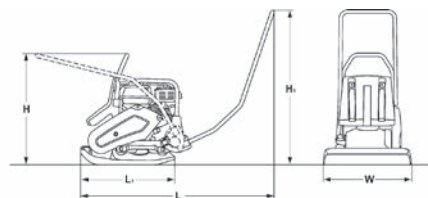
Standard Equipment

- Vibration insulated steering bow, foldable
- Detachable steering handle
- Highly wear resistant base plate
- Automatic shutdown at low oil level
- Recoil starter
- Fully protected V-belt
- Carrying handles
- Single point lifting device
- Protective covering
- 3-2-1 Warranty
- Engine protection frame



Optional Equipment

- Sprinkler system (+10kg)
- Sprinkler system 6l (+4kg/BP10/35)
- Transport wheels (+4kg)
- Plastic mat
- Tool kit
- Special painting
- Service Kit
- TOUGH WARRANTY
- Comfort guide handle



Dimensions in mm

	H	H1	H2	L	L1	W
BP 10/35	658	962	700	1084	532	350
BP 12/40	658	962	700	1084	542	400

TECHNICAL DATA

Weights

Operating weight CECE	kg
Basic weight	kg

Dimensions

Working width	mm
---------------------	----

Driving Characteristics

Working speed, max.	m/min
Max. gradeability (dep. on soil con.)	%

Drive

Engine manufacturer	
Type	
Emission stage	
Cooling	
Number of cylinders	
Performance SAE J 1349	kW
Speed	min-1
Drive system	
Fuel	
Fuel consumption, aver. during operation	l/h

Exciter system

Frequency	Hz
Centrifugal force	kN
Amplitude	mm

Capacities

Fuel	l
Water	l

BOMAG BP 10/35

65
64

350

25
30

Honda
GX 120
StageV/CARB P.3
air
1
2,6
3.600
mech.
Gasoline
0,9

90
10
1,33

2,0
13,5

BOMAG BP 12/40

72
71

400


25
30

Honda
GX 120
StageV/CARB P.3
air
1
2,6
3.600
mech.
Gasoline
0,9

90
12
1,42

2,0
13,5

SINGLE DIRECTION VIBRATORY PLATE BP 12/50 A



Fields of application:

Asphalt applications
Repair work on roads and agricultural roads.

PRE 230 20 010



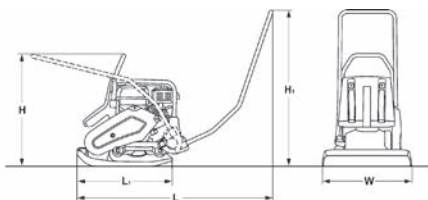
Standard Equipment

- Highly wear resistant special base plate
- Sprinkler system
- Vibration insulated steering bow, foldable
- Detachable steering handle
- Automatic shutdown at low oil level
- Recoil starter
- Reinforced centrifugal clutch
- Single point lifting device
- Fully protected V-belt
- Carrying handles
- 3-2-1 Warranty



Optional Equipment

- Transport wheels (+5kg)
- Tool kit
- Special painting
- Service Kit
- Steering handle centre-position (H2=900mm)
- TOUGH WARRANTY
- Comfort guide handle
- Central comfort guide handle



Dimensions in mm

	H	H1	H2	L	L1	W
BP 12/50 A	658	962	700	1084	545	500

TECHNICAL DATA

Weights

Operating weight CECE	kg	82
Basic weight	kg	74

Dimensions

Working width	mm	500
---------------------	----	-----

Driving Characteristics

Working speed, max.	m/min	30
Max. gradeability (dep. on soil con.)	%	30

Drive

Engine manufacturer	Honda
Type	GX 120
Emission stage	StageV/CARB P.3
Cooling	air
Number of cylinders	1
Performance SAE J 1349	2,6
Speed	3.600
Drive system	mech.
Fuel	Gasoline
Fuel comsump. aver. during operation	0,9

Exciter system

Frequency	Hz	100
Centrifugal force	kN	12
Amplitude	mm	1,10

Capacities

Fuel	l	2,0
Water	l	13,5

BOMAG BP 12/50 A

SINGLE DIRECTION VIBRATORY PLATES

BP 20/50, BP 20/50 D



Fields of application:

Earthwork, asphalt and paving applications.

Repair work on roads and agricultural roads, pipeline and trench construction, landscape gardening.

PRE 230 16 010



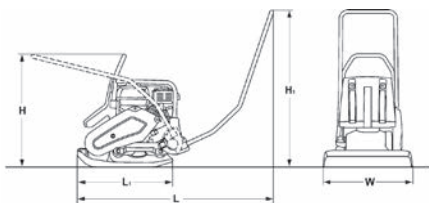
Standard Equipment

- Vibration insulated steering bow, foldable
- Detachable steering handle
- Highly wear resistant base plate
- Automatic shutdown at low oil level (BP20/50)
- Recoil starter
- Engine protection frame
- Single point lifting device
- Fully protected V-belt
- Carrying handles
- Protective covering
- 3-2-1 Warranty
- Fully automatic decompression (BP20/50D)



Optional Equipment

- Sprinkler system (+10kg)
- Transport wheels (+4kg)
- Plastic mat
- Tool kit
- Special painting
- Service Kit
- Steering handle centre-position (BP20/50)
- TOUGH WARRANTY
- Comfort guide handle
- Central comfort guide handle (BP20/50)



Dimensions in mm

	H	H1	H2	L	L1	W
BP 20/50	658	962	700	1084	542	500
BP 20/50 D	708	962	700	1084	542	500

TECHNICAL DATA

Weights

Operating weight CECE	kg
Basic weight	kg

Dimensions

Working width	mm
---------------------	----

Driving Characteristics

Working speed, max.	m/min
Max. gradeability (dep. on soil con.)	%

Drive

Engine manufacturer	
Type	
Emission stage	
Cooling	
Number of cylinders	
Performance SAE J 1349	kW
Speed	min-1
Drive system	
Fuel	
Fuel comsump. aver. during operation	l/h

Exciter system

Frequency	Hz
Centrifugal force	kN
Amplitude	mm

Capacities

Fuel	l
Water	l

BOMAG BP 20/50

95
94

500

30
30

Honda
GX 160
StageV/CARB P.3
air
1
3,6
3.600
mech.
Gasoline
1,1

90
20
1,70

3,1
13,5

BOMAG BP 20/50 D

109
108

500

30
30

Hatz
1B20
Stage V
air
1
3,1
3.000
mech.
Diesel
0,7

90
20
1,70

3,0
13,5

SINGLE DIRECTION VIBRATORY PLATES

BP 25/50, BP 25/50 D



Fields of application:

Earthwork, asphalt and paving applications.
Repair work on roads and agricultural roads, pipe-line and trench construction, landscape gardening.

PRE 230 17 010



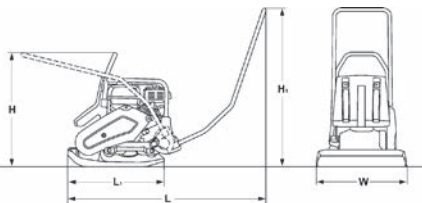
Standard Equipment

- Vibration insulated steering bow, foldable
- Detachable steering handle
- Highly wear resistant base plate
- Fully automatic decompression (BP25/50D)
- Recoil starter
- Engine protection frame
- Single point lifting device
- Fully protected V-belt
- Carrying handles
- Protective covering
- 3-2-1 Warranty
- Automatic shutdown at low oil level (BP25/50)



Optional Equipment

- Sprinkler system (+10kg)
- Transport wheels (+4kg)
- Plastic mat
- Special painting
- Service Kit (BP25/50)
- TOUGH WARRANTY
- Comfort guide handle
- Central comfort guide handle (BP25/50)



Dimensions in mm

	H	H1	H2	L	L1	W
BP 25/50	658	962	700	1084	542	500
BP 25/50 D	708	962	700	1084	542	500

TECHNICAL DATA

Weights

Operating weight CECE	kg
Basic weight	kg

Dimensions

Working width	mm
---------------------	----

Driving Characteristics

Working speed, max.	m/min
Max. gradeability (dep. on soil con.)	%

Drive

Engine manufacturer	
Type	
Emission stage	
Cooling	
Number of cylinders	
Performance ISO 3046	kW
Speed	min-1
Drive system	
Fuel	
Fuel consump. aver. during operation	l/h

Exciter system

Frequency	Hz
Centrifugal force	kN
Amplitude	mm

Capacities

Fuel	l
Water	l

BOMAG BP 25/50

108
107

500

30
30

Honda
GX 160
StageV/CARB P.3
air
1
3,6
3.600
mech.
Gasoline
1,1

92
25
1,75

3,1
13,5

BOMAG BP 25/50 D

122
123

500

30
30

Hatz
1B20
Stage V
air
1
3,1
3.000
mech.
Diesel
0,7

92
25
1,75

3,0
13,5

REVERSIBLE VIBRATORY PLATES

BPR 25/40, BPR 25/40 D



Fields of application:

Earthwork, asphalt and paving applications.
Construction of roads, forestry roads and railtracks, backfills,
trench and sewer line construction, landscape gardening,
interlocking paving stones, foundations.

PRE 692 65 010



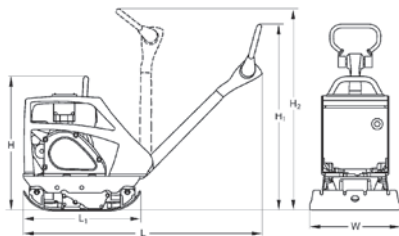
Standard Equipment

- Protective engine covering
- Comfortable control lever
- Low vibration steering rod
- Height adjustable steering rod
- Steering rod lockable in transport and working position
- Vibration and throttle regulation on the steering rod
- Highly wear-resistant, powder-coated base plate
- Fully protected V-belt
- Recoil starter
- Back-up drive protection
- Automatic shutdown at low oil level (BPR25/40)
- Automatic decompression (BPR25/40D)
- 3-2-1 Warranty



Optional Equipment

- Sprinkler system (+13kg)
- Tool kit
- Special painting
- Plastic mat
- Transport wheels, puncture-proof (+4kg)
- Service Kit
- US Version EPA 4 NRTC (BPR25/40D)
- TOUGH WARRANTY



Dimensions in mm

	H	H1	H2	L	L1	W
BPR 25/40	660	930	1080	1460	650	400
BPR 25/40 D	740	930	1080	1460	650	400

TECHNICAL DATA

	BOMAG BPR 25/40	BOMAG BPR 25/40 D
Weights		
Operating weight CECE (W)	135	150
Basic weight	132	147
Dimensions		
Basic working width	400	400
Lowest passing height	660	740
Min. height w. steering in top position	930	930
Max. height w. steering in top position	1.250	1.250
Driving Characteristics		
Working speed, max.	25	25
Max. gradeability (dep. on soil con.)	30	30
Drive		
Engine manufacturer	Honda	Hatz
Type	GX 160	1B20
Emission stage	StageV/CARB P.3	Stage V
Cooling	air	air
Number of cylinders	1	1
Performance SAE J 1349	3,6	3,1
Speed	3.600	3.000
Drive system	mech.	mech.
Fuel	Gasoline	Diesel
Fuel comsump. aver. during operation	1,1	0,7
Exciter system		
Frequency	85	85
Centrifugal force	25	25
Amplitude	1,55	1,55
Capacities		
Fuel	3,1	3,0
Water	12,0	12,0

REVERSIBLE VIBRATORY PLATES

BPR 25/50, BPR 25/50 D



Fields of application:

Earthwork, asphalt and paving applications.
Construction of roads, forestry roads and railtracks, backfills,
trench and sewer line construction, landscape gardening,
interlocking paving stones, foundations.

PRE 692 52 010



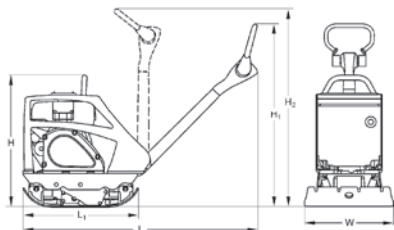
Standard Equipment

- Protective engine covering
- Comfortable control lever
- Low vibration steering rod
- Height adjustable steering rod
- Steering rod lockable in transport and working position
- Vibration and throttle regulation on the steering rod
- Highly wear-resistant, powder-coated base plate
- Fully protected V-belt
- Automatic decompression (BPR25/50D)
- Automatic shutdown at low oil level (BPR25/50)
- Recoil starter
- Back-up drive protection
- 3-2-1 Warranty



Optional Equipment

- Sprinkler system (+13kg)
- Transport wheels, puncture-proof (+4kg)
- Tool kit
- Special painting
- Plastic mat
- Service Kit
- TOUGH WARRANTY



Dimensions in mm

	H	H1	H2	L	L1	W
BPR 25/50	660	930	1030	1274	650	500
BPR 25/50 D	740	930	1030	1274	650	500

TECHNICAL DATA

Weights

Operating weight CECE (W)	kg
Basic weight	kg

Dimensions

Basic working width	mm
Lowest passing height	mm
Min. height w. steering in top position	mm
Max. height w. steering in top position	mm

Driving Characteristics

Working speed, max.	m/min
Max. gradeability (dep. on soil con.)	%

Drive

Engine manufacturer	
Type	
Emission stage	
Cooling	
Number of cylinders	
Performance ISO 3046	kW
Speed	min-1
Drive system	
Fuel	
Fuel comsump. aver. during operation	l/h

Exciter system

Frequency	Hz
Centrifugal force	kN
Amplitude	mm

Capacities

Fuel	l
Water	l

BOMAG BPR 25/50

140
137

500
660
930
1.250

25
30

Honda
GX 160
StageV/CARB P.3
air
1
3,6
3.600
mech.
Gasoline
1,1

85
25
1,31

3,1
12,0

BOMAG BPR 25/50 D

155
152

500
740
930
1.250

25
30

Hatz
1B20
Stage V
air
1
3,1
3.000
mech.
Diesel
0,7

85
25
1,31

3,0
12,0

REVERSIBLE VIBRATORY PLATES

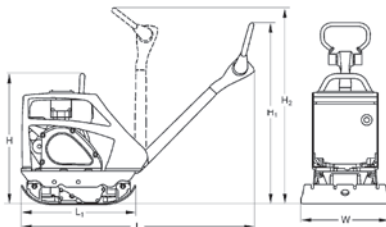
BPR 35/42 D, BPR 35/60, BPR 35/60 D



Fields of application:

Earthwork, asphalt and paving applications.
Construction of roads, forestry roads and railtracks, backfills,
trench and sewer line construction, landscape gardening,
interlocking paving stones, foundations.

PRE 692 67 010



Dimensions in mm

	H	H1	H2	L	L1	W
BPR 35/42 D	720	1020	1150	1405	762	420
BPR 35/60	660	1020	1150	1405	762	600
BPR 35/60 D	720	1020	1150	1405	762	600



Standard Equipment

- Protective engine covering
- Comfortable control lever
- Height adjustable steering rod
- Low vibration steering rod
- Steering rod lockable in transport and working position
- Vibration and throttle regulation on the steering rod
- Highly wear-resistant, powder-coated base plate
- Fully protected V-belt
- Automatic decompression (BPR35/42D, BPR35/60D)
- Recoil starter
- Back-up drive protection
- Automatic shutdown at low oil level (BPR35/60)
- 3-2-1 Warranty
- Hour meter (Engine protection hood BPR35/60)



Optional Equipment

- Fully closed engine protection hood made of high-strength steel (+10kg)
- Transport wheels (+5kg)
- Electric starter+ Hour meter (+20kg) (BPR35/42D, BPR35/60D)
- Tool kit
- Special painting
- Plastic mat
- Service Kit
- Hour meter (BPR35/60)
- US-Version EPA 4 NRTC (BPR35/60D)
- TOUGH WARRANTY

TECHNICAL DATA

Weights

Operating weight CECE (W)	kg
Basic weight	kg

Dimensions

Basic working width	mm
Lowest passing height	mm
Min. height w. steering in top position	mm
Max. height w. steering in top position	mm

Driving Characteristics

Working speed, max.	m/min
Max. gradeability (dep. on soil con.) .	%

Drive

Engine manufacturer	
Type	
Emission stage	
Cooling	air
Number of cylinders	1
Performance SAE J 1349	kW
Performance ISO 3046	kW
Speed	min-1
Drive system	
Fuel	
Fuel comsump. aver. during operation	l/h

Exciter system

Frequency	Hz
Centrifugal force	kN
Amplitude	mm

Capacities

Fuel	l
------------	---

BOMAG BPR 35/42 D

210
207
420
720
1.020
1.120
27
32
Hatz
1B20
Stage V
air
1
3,1
3.000
mech.
Diesel
0,7
80
35
1,50
3,0

BOMAG BPR 35/60

205
202
600
660
1.020
1.120
27
32
Honda
GX 160
StageV/CARB P.3
air
1
3,6
3.600
mech.
Gasoline
1,1
80
35
1,30
3,1

BOMAG BPR 35/60 D

225
222
600
720
1.020
1.120
27
32
Hatz
1B20
Stage V
air
1
3,1
3.000
mech.
Diesel
0,7
80
35
1,30
3,0

STONEGUARD – THE PAVING PLATE

BPR 25/50 D, BPR 35/60, BPR 35/60 D



Fields of application:

Paving.

Concrete blocks, natural stones (cut/diamond cut), non-bevelled stones, sensitive surfaces and stone formats, and sensitive surrounding objects.

PRE 692 66 010



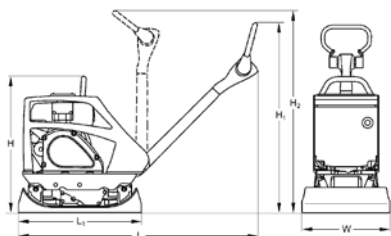
Standard Equipment

- STONEGUARD Special base plate
- Protective engine covering
- Comfortable control lever
- Height adjustable steering rod
- Low vibration steering rod
- Steering rod lockable in transport and working position
- Vibration and throttle regulation on the steering rod
- Highly wear-resistant, powder-coated base plate
- Fully protected V-belt
- Automatic decompression (BPR25/50D, BPR35/60D)
- Recoil starter
- Back-up drive protection
- Automatic shutdown at low oil level (BPR35/60)
- 3-2-1 Warranty
- Hour meter (Engine protection hood BPR35/60)



Optional Equipment

- Fully closed engine protection hood made of high-strength steel (+10kg)
- Transport wheels (+5kg)
- Tool kit
- Special painting
- Service Kit
- Electric starter + Hour meter (+20kg/BPR35/60D)
- TOUGH WARRANTY



Dimensions in mm

	H	H1	H2	L	L1	W
BPR 25/50 D	750	940	1090	1495	720	530
BPR 35/60	670	1030	1160	1545	832	630
BPR 35/60 D	730	1030	1160	1545	832	630

TECHNICAL DATA

Weights

Operating weight CECE (W)	kg
Basic weight	kg

Dimensions

Basic working width	mm
Lowest passing height	mm
Min. height w. steering in top position	mm
Max. height w. steering in top position	mm

Driving Characteristics

Working speed, max.	m/min
Max. gradeability (dep. on soil con.) .	%

Drive

Engine manufacturer	
Type	
Emission stage	
Cooling	
Number of cylinders	
Performance ISO 3046	kW
Performance SAE J 1349	kW
Speed	min-1
Drive system	
Fuel	
Fuel consumption, aver. during operation	l/h

Exciter system

Frequency	Hz
Centrifugal force	kN

Capacities

Fuel	l
------------	---

BOMAG BPR 25/50 D

169
166

530
750
940
1.260

20
32

Hatz
1B20
Stage V
air
1
3,1
3.000
mech.
Diesel
0,7

85
25

3,0

BOMAG BPR 35/60

228
225

630
670
1.030
1.180

20
32

Honda
GX 160
StageV/CARB P.3
air
1
3,6
3.600
mech.
Gasoline
1,1

80
35

3,1

BOMAG BPR 35/60 D

248
245

630
730
1.030
1.180

20
32

Hatz
1B20
Stage V
air
1
3,1
3.000
mech.
Diesel
0,7

80
35

3,0

REVERSIBLE VIBRATORY PLATE BPR 40/60 D



Fields of application:

Earthwork and paving applications.
Construction of roads, forestry roads and railtracks,
backfills, trench and sewer line construction, land-
scape gardening, foundations.

PRE 692 93 010



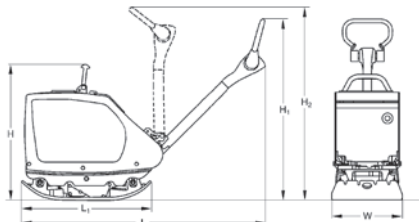
Standard Equipment

- Fully closed engine protection hood made of high-strength steel
- Comfortable control lever
- Height adjustable steering rod
- Low vibration steering rod
- Steering rod lockable in transport and working position
- Vibration and throttle regulation on the steering rod
- Highly wear-resistant, powder-coated base plate
- Fully protected V-belt
- Automatic decompression
- Recoil starter
- 3-2-1 Warranty
- Hour meter (Electric starter)



Optional Equipment

- Transport wheels (+5kg)
- Electric starter (+20kg)
- Tool kit
- Special painting
- Plastic mat
- Service Kit
- TOUGH WARRANTY



Dimensions in mm

	H	H1	H2	L	L1	W
BPR 40/60 D	700	1030	1150	1405	762	600

TECHNICAL DATA

Weights

Operating weight CECE (W)	kg	260
Basic weight	kg	257

Dimensions

Basic working width	mm	600
Lowest passing height	mm	700
Min. height w. steering in top position	mm	1.030
Max. height w. steering in top position	mm	1.120

Driving Characteristics

Working speed, max.	m/min	27
Max. gradeability (dep. on soil con.)	%	32

Drive

Engine manufacturer		Hatz
Type		1B20
Emission stage		Stage V
Cooling		air
Number of cylinders		1
Performance ISO 3046	kW	3,1
Speed	min-1	3,000
Drive system		mech.
Fuel		Diesel
Fuel comsump. aver. during operation	l/h	0,7

Exciter system

Frequency	Hz	80
Centrifugal force	kN	40
Amplitude	mm	1,40

Capacities

Fuel	l	3,0
------------	---	-----

BOMAG

BPR 40/60 D

REVERSIBLE VIBRATORY PLATES

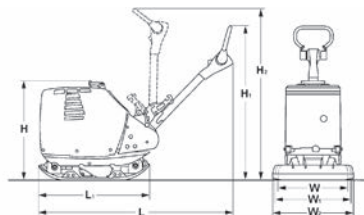
BPR 45/55 D, BPR 50/55 D



Fields of application:

Earthwork and paving applications.
Construction of roads, forestry roads and rail-tracks, backfills, trench and sewer line construction, landscape gardening, foundations.

PRE 692 59 010



Dimensions in mm

	H	H1	H2	L	L1	W	W1	W2
BPR 45/55 D	790	980	1350	1700	900	450	550	750
BPR 50/55 D	790	980	1350	1700	900	450	550	750



Standard Equipment

- Engine protection hood
- Comfortable control lever
- Low vibration steering rod
- Height adjustable steering rod
- Steering rod lockable in transport and working position
- Vibration and throttle regulation on the steering rod
- Highly wear-resistant, powder-coated base plate
- Automatic decompression
- Multi-functional, foldable single-point lifting facility
- Extension plates (550mm)
- Electric starter
- Recoil starter
- Back-up drive protection
- Warning signal at low oil level (BPR45/55D)
- 3-2-1 Warranty
- Hour meter



Optional Equipment

- ECONOMIZER (+5kg)
- Tool kit
- Special painting
- Plastic mat
- Extension plates (650/750mm)
- Service Kit
- US Version EPA 4 NRTC (BPR45:6,2kW - BPR50:6,8kW)
- TOUGH WARRANTY

TECHNICAL DATA

Weights

Operating weight CECE (W)	kg
Operating weight CECE (W1)	kg
Operating weight CECE (W2)	kg
Basic weight	kg

Dimensions

Basic working width	mm
Working width without extension bars (W)	mm
Lowest passing height	mm
Min. height w. steering in top position	mm
Max. height w. steering in top position	mm

Driving Characteristics

Working speed, max.	m/min
Max. gradeability (dep. on soil con.)	%

Drive

Engine manufacturer	
Type	
Emission stage	
Cooling	
Number of cylinders	
Performance ISO 3046	kW
Speed	min-1
Drive system	
Fuel	
Fuel consumption, aver. during operation	l/h

Exciter system

Frequency	Hz
Centrifugal force	kN
Amplitude	mm

Capacities

Fuel	l
------------	---

BOMAG BPR 45/55 D

385
400
415
395

550
450
790
980
1.220

28
35

Kohler
RD 15 440
Stage V
air
1
6,8
3.000
mech.
Diesel
1,4

70
45
1,55

5,0

BOMAG BPR 50/55 D

390
405
420
400

550
450
790
980
1.220

28
35

Hatz
1B 40
Stage V
air
1
6,7
3.000
mech.
Diesel
1,5

66
50
1,85

5,0

REVERSIBLE VIBRATORY PLATES

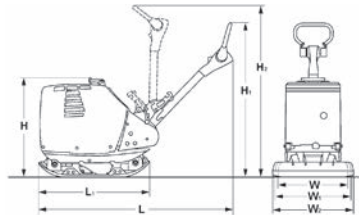
BPR 55/65 D, BPR 60/65, BPR 60/65 D



Fields of application:

Earthwork and paving applications.
Construction of roads, forestry roads and rail-tracks, backfills, trench and sewer line construction, landscape gardening, foundations.

PRE 692 83 010



Dimensions in mm

	H	H1	H2	L	L1	W	W1	W2
BPR 55/65 D	790	980	1350	1700	900	450	650	750
BPR 60/65	790	990	1350	1735	970	450	650	750
BPR 60/65 D	790	980	1350	1700	900	450	650	750



Standard Equipment

- Engine protection hood
- Comfortable control lever
- Low vibration steering rod
- Height adjustable steering rod
- Steering rod lockable in transport and working position
- Vibration and throttle regulation on the steering rod
- Highly wear-resistant, powder-coated base plate
- Automatic decompression
- Multi-functional, foldable single-point lifting facility
- Extension plates (650mm)
- Electric starter
- Recoil starter
- Back-up drive protection
- Warning signal at low oil level (BPR55/65D)
- 3-2-1 Warranty
- Hour meter



Optional Equipment

- ECONOMIZER (+5kg)
- Tool kit
- Special painting
- Plastic mat
- Extension plates (550/750mm)
- Service Kit
- US Version EPA 4 NRTC (BPR60/65D)
- TOUGH WARRANTY

TECHNICAL DATA

Weights

Operating weight CECE (W)	kg
Operating weight CECE (W1)	kg
Operating weight CECE (W2)	kg
Basic weight	kg

Dimensions

Basic working width	mm
Working width without extension bars (W)	mm
Lowest passing height	mm
Min. height w. steering in top position	mm
Max. height w. steering in top position	mm

Driving Characteristics

Working speed, max.	m/min
Max. gradeability (dep. on soil con.) ..	%

Drive

Engine manufacturer	
Type	
Emission stage	
Cooling	
Number of cylinders	
Performance ISO 3046	kW
Speed	min-1
Drive system	
Fuel	
Fuel consumption, aver. during operation ..	l/h

Exciter system

Frequency	Hz
Centrifugal force	kN
Amplitude	mm

Capacities

Fuel	l
------------	---

BOMAG BPR 55/65 D

435
455
466
450

650
450
790
980
1.220

28
35

Kohler
KD 15 440
Stage V
air
1
6,8
3.000
mech.
Diesel
1,4

66
55
1,85

5,0

BOMAG BPR 60/65

400
420
431
415

650
450
790
990
1.220

28
35

Honda
GX 390
StageV/CARB P.3
air
1
8,7
3.600
mech.
Gasoline
3,5

68
60
1,96

6,1

BOMAG BPR 60/65 D

440
460
471
455

650
450
790
980
1.220

28
35

Hatz
1B40
Stage V
air
1
6,7
3.000
mech.
Diesel
1,5

68
60
1,96

5,0

STONEGUARD – THE PAVING PLATE

BPR 50/55 D, BPR 55/65 D



Fields of application:

Paving.

Concrete blocks, natural stones (cut; diamond cut), non-bevelled stones, large formats, sensitive surfaces and stone formats, large surfaces and sensitive surrounding objects.

PRE 692 82 010



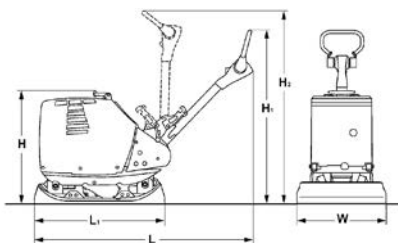
Standard Equipment

- STONEGUARD Special base plate
- Engine protection hood
- Comfortable control lever
- Low vibration steering rod
- Height adjustable steering rod
- Steering rod lockable in transport and working position
- Vibration and throttle regulation on the steering rod
- Highly wear-resistant, powder-coated base plate
- Automatic decompression
- Multi-functional, foldable single-point lifting facility
- Extension plates (650mm)
- Electric starter
- Recoil starter
- Back-up drive protection
- Warning signal at low oil level (BPR55/65D)
- 3-2-1 Warranty
- Hour meter



Optional Equipment

- Tool kit
- Special painting
- Service Kit
- TOUGH WARRANTY



Dimensions in mm

	H	H1	H2	L	L1	W
BPR 50/55 D	800	990	1360	1735	970	680
BPR 55/65 D	800	990	1360	1735	970	680

TECHNICAL DATA

Weights

Operating weight CECE (W)	kg
Basic weight	kg

Dimensions

Basic working width	mm
Lowest passing height	mm
Min. height w. steering in top position	mm
Max. height w. steering in top position	mm

Driving Characteristics

Working speed, max.	m/min
Max. gradeability (dep. on soil con.)	%

Drive

Engine manufacturer	
Type	
Emission stage	
Cooling	
Number of cylinders	
Performance ISO 3046	kW
Speed	min-1
Drive system	
Fuel	
Fuel comsump. aver. during operation	l/h

Exciter system

Frequency	Hz
Centrifugal force	kN

Capacities

Fuel	l
------------	---

BOMAG BPR 50/55 D

440
435

680
800
990
1.230

25
35

Hatz
1B 40
Stage V
air
1
6,7
3.000
mech.
Diesel
1,5

66
50

5,0

BOMAG BPR 55/65 D

482
477

680
800
990
1.230

25
35

Kohler
KD 15 440
Stage V
air
1
6,8
3.000
mech.
Diesel
1,4

66
55

5,0

STONEGUARD – THE PAVING PLATE

BPR 60/65, BPR 60/65 D

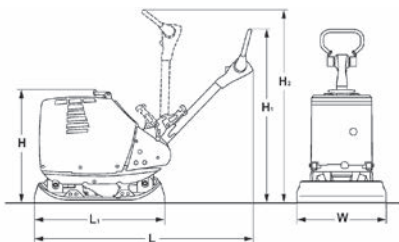


Fields of application:

Paving.

Concrete blocks, natural stones (cut; diamond cut), non-bevelled stones, large formats, sensitive surfaces and stone formats, large surfaces and sensitive surrounding objects.

PRE 692 81 010



Dimensions in mm

	H	H1	H2	L	L1	W
BPR 60/65	800	990	1360	1735	970	680
BPR 60/65 D	800	990	1360	1735	970	680



Standard Equipment

- STONEGUARD Special base plate
- Engine protection hood
- Comfortable control lever
- Low vibration steering rod
- Height adjustable steering rod
- Steering rod lockable in transport and working position
- Vibration and throttle regulation on the steering rod
- Highly wear-resistant, powder-coated base plate
- Automatic decompression
- Multi-functional, foldable single-point lifting facility
- Extension plates (650mm)
- Electric starter
- Recoil starter
- Back-up drive protection
- Warning signal at low oil level (BPR55/65D)
- 3-2-1 Warranty
- Hour meter



Optional Equipment

- Tool kit
- Special painting
- Service Kit
- TOUGH WARRANTY

TECHNICAL DATA

	BOMAG BPR 60/65	BOMAG BPR 60/65 D
Weights		
Operating weight CECE (W)	447	484
Basic weight	442	487
Dimensions		
Basic working width	680	680
Lowest passing height	800	800
Min. height w. steering in top position	990	990
Max. height w. steering in top position	1.230	1.230
Driving Characteristics		
Working speed, max.	25	25
Max. gradeability (dep. on soil con.)	35	35
Drive		
Engine manufacturer	Honda	Hatz
Type	GX 390	1B 40
Emission stage	Stage V/CARB P.3	Stage V
Cooling	air	air
Number of cylinders	1	1
Performance ISO 3046	8,7	6,7
Speed	3.600	3.000
Drive system	mech.	mech.
Fuel	Gasoline	Diesel
Fuel comsump. aver. during operation	3,5	1,5
Exciter system		
Frequency	68	68
Centrifugal force	60	60
Amplitude	1,96	1,96
Capacities		
Fuel	6,1	5,0

REVERSIBLE VIBRATORY PLATES

BPR 70/70 D, BPR 100/80 D



Fields of application:

Earthwork and paving applications.
Construction of roads, forestry roads and railtracks,
backfills, trench and sewer line construction, land-
scape gardening, foundations.

PRE 692 64 010



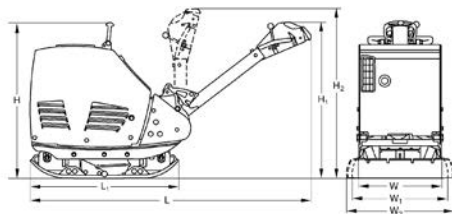
Standard Equipment

- Engine protection hood
- Electric starter
- Tip-Control
- Back-up drive protection
- Low vibration steering rod
- Height adjustable steering rod
- Steering rod lockable in transport and working position
- Vibration and throttle regulation on the steering rod
- Highly wear-resistant, powder-coated base plate
- Automatic shutdown at low oil level
- Multi-functional, foldable single-point lifting facility
- Extension plates (700mm) (BPR70/70D)
- Extension plates (800mm) (BPR100/80D)
- 3-2-1 Warranty
- Hour meter
- City mode gas adjustment



Optional Equipment

- ECONOMIZER (+5kg)
- Tool kit
- Special painting
- Plastic mat
- Extension plates (850mm) (BPR70/70D)
- Extension plates (950mm) (BPR100/80D)
- Service Kit
- Environmentally compliant hydraulic oil
- Safety crank-handle for emergency starting (+3kg)
- US Version EPA 4 NRTC (BPR70/70D:9.2kW)
- TOUGH WARRANTY



Dimensions in mm

	H	H1	H2	L	L1	W	W1	W2
BPR 70/70 D	910	1030	1470	1860	980	550	700	850
BPR 100/80 D	910	1180	1540	1890	980	650	800	950

TECHNICAL DATA

Weights

Operating weight CECE (W)	kg
Operating weight CECE (W1)	kg
Operating weight CECE (W2)	kg
Basic weight	kg

Dimensions

Basic working width	mm
Working width without extension bars (W)	mm
Lowest passing height	mm
Min. height w. steering in top position	mm
Max. height w. steering in top position	mm

Driving Characteristics

Working speed, max.	m/min
Max. gradeability (dep. on soil con.)	%

Drive

Engine manufacturer	
Type	
Emission stage	
Cooling	
Number of cylinders	
Performance ISO 3046	kW
Speed	min-1
Drive system	
Fuel	
Fuel consumption, aver. during operation	l/h

Exciter system

Frequency	Hz
Centrifugal force	kN
Amplitude	mm

Capacities

Fuel	l
------------	---

BOMAG BPR 70/70 D

557
580
595
570

700
550
910
1.030
1.180

28
35

Hatz
1D 81
Stage V
air
1
9,3
2.700
mech.
Diesel
2,0

66
70
1,80

10,0

BOMAG BPR 100/80 D

677
700
716
695

800
650
910
1.180
1.320

28
35

Hatz
1D 90
Stage V
air
1
10,3
2.600
mech.
Diesel
2,2

54
100
2,70

10,0

REVERSIBLE VIBRATORY PLATES

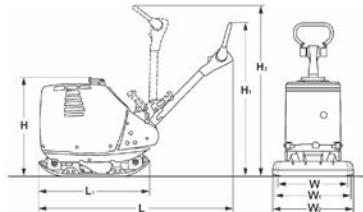
BPR 70/70 D, BPR 100/80 D
(Comfortable control lever)



Fields of application:

Earthwork and paving applications.
Construction of roads, forestry roads and railtracks,
backfills, trench and sewer line construction, land-
scape gardening, foundations.

PRE 692 37 010



Dimensions in mm

	H	H1	H2	L	L1	W	W1	W2
BPR 70/70 D	910	1180	1540	1860	980	550	700	850
BPR 100/80 D	910	1180	1540	1890	980	650	800	950



Standard Equipment

- Engine protection hood
- Electric starter
- Low vibration steering rod
- Height adjustable steering rod
- Steering rod lockable in transport and working position
- Vibration and throttle regulation on the steering rod
- Highly wear-resistant, powder-coated base plate
- Automatic shutdown at low oil level
- Multi-functional, foldable single-point lifting facility
- Extension plates (700mm) (BPR70/70D)
- Extension plates (800mm) (BPR100/80D)
- Back-up drive protection
- 3-2-1 Warranty
- Hour meter
- City mode gas adjustment



Optional Equipment

- ECONOMIZER (+5kg)
- Tool kit
- Special painting
- Plastic mat (BPR70/70D)
- Extension plates (850mm) (BPR70/70D)
- Extension plates (950mm) (BPR100/80D)
- Service Kit
- Safety crank-handle for emergency starting (+3kg)
- US Version EPA 4 NRTC (BPR70/70D:9.2kW)
- TOUGH WARRANTY

TECHNICAL DATA

Weights

Operating weight CECE (W)	kg
Operating weight CECE (W1)	kg
Operating weight CECE (W2)	kg
Basic weight	kg

Dimensions

Basic working width	mm
Working width without extension bars (W)	mm
Lowest passing height	mm
Min. height w. steering in top position	mm
Max. height w. steering in top position	mm

Driving Characteristics

Working speed, max.	m/min
Max. gradeability (dep. on soil con.)	%

Drive

Engine manufacturer	
Type	
Emission stage	
Cooling	
Number of cylinders	
Performance ISO 3046	kW
Speed	min-1
Drive system	
Fuel	
Fuel consumption, aver. during operation	l/h

Exciter system

Frequency	Hz
Centrifugal force	kN
Amplitude	mm

Capacities

Fuel	l
------------	---

BOMAG BPR 70/70 D

547
570
585
560

700
550
910
1.180
1.260

28
35

Hatz
1D 81
Stage V
air
1
9,3
2.700
mech.
Diesel
2,0

66
70
1,80

10,0

BOMAG BPR 100/80 D

677
700
716
695

800
650
910
1.180
1.320

28
35

Hatz
1D 90
Stage V
air
1
10,3
2.600
mech.
Diesel
2,2

54
100
2,70

10,0

REVERSIBLE HYDRAULIC PLATE BPH 80/65 S

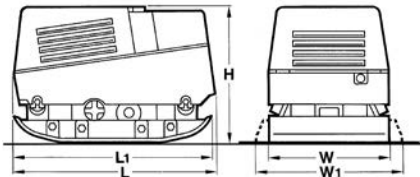


Fields of application:

Earthwork.

Construction of roads, forestry roads and railtracks, backfills, trench and sewer line construction, landscape gardening, foundations.

PRE 700 15 010



Dimensions in mm

	H	L	L1	W	W1
BPH 80/65 S	785	1118	1088	650	800



Standard Equipment

- Hydrostatic drive
- Cable remote control
- Electric starter
- Engine protection hood
- Highly wear resistant base plate
- Automatic shutdown at low oil level
- Lockable engine cover and dash board
- Single point lifting device , foldable
- Battery disconnect switch
- Easy Service Concept
 - Diagnostic module with fault code display
 - Hour meter
 - foldable full protection hood
- 3-2-1 Warranty



Optional Equipment

- Special painting
- Combination remote control cable/radio
- Mobile quick charger
- Service Kit
- Tool kit
- TOUGH WARRANTY

TECHNICAL DATA

Weights

Operating weight CECE (W)	kg
Operating weight CECE (W1)	kg
Basic weight	kg

Dimensions

Basic working width	mm
Lowest passing height	mm

Driving Characteristics

Working speed, max.	m/min
Max. gradeability (dep. on soil con.)	%

Drive

Engine manufacturer	Hatz
Type	1D 90 W
Emission stage	Stage V
Cooling	air
Number of cylinders	1
Performance ISO 3046	kW
Speed	10,9
Drive system	min-1
Fuel	3,000
Fuel consumption, aver. during operation	l/h
	hydraulic
	Diesel
	2,5

Exciter system

Frequency	Hz
Amplitude	mm
Centrifugal force	kN

Capacities

Fuel	l
Hydraulic	l

BOMAG BPH 80/65 S

707
750
745

800
785

28
30

10,9
3,000
hydraulic
Diesel
2,5

55
1,80
80

10,0
25,0

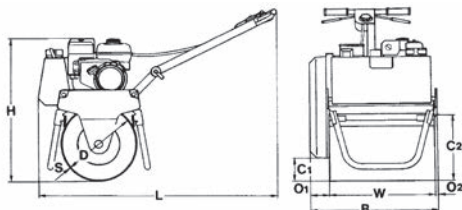
HAND-GUIDED SINGLE DRUM VIBRATORY ROLLER BW 55 E



Fields of application:

Earthwork and asphalt applications.
New construction and repairs of sidewalks, hard shoulders, cycle paths, yards and drive ways, children playgrounds, tennis and sports grounds as well as agricultural and forestry road construction.

PRE 620 02 010



Dimensions in mm

	B	C1	C2	D	H	L	O1	O2	S	W
BW 55 E	678	125	330	400	900	1100	100	18	5	560



Standard Equipment

- Sprinkler system
- Vibration dampened steering rod
- Height adjustable steering rod
- Vibration and throttle regulation on the steering rod
- Scrapers front and rear
- Automatic shutdown at low oil level
- Single point lifting device
- Safety control
- Back-up drive protection
- Support bars front and rear
- 3-2-1 Warranty



Optional Equipment

- Tool kit
- Special painting
- Service Kit
- TOUGH WARRANTY

TECHNICAL DATA

Weights

Operating weight CECE	kg
Basic weight	kg
Static linear load CECE	kg/cm

Dimensions

Working width	mm
---------------------	----

Driving Characteristics

Speed (1), forward	km/h	0- 1,1
Speed (1), reverse	km/h	0- 1,1
Speed (2), forward	km/h	0- 1,6
Speed (2), reverse	km/h	0- 1,6
Max. gradeability without/with vibr.	%	25/20

Drive

Engine manufacturer	Honda	
Type	GX 120	
Emission stage	StageV/CARB P.3	
Cooling	air	
Number of cylinders	1	
Performance SAE J 1349	kW	2,5
Speed	min-1	2.750
Fuel		Gasoline
Starting device		Recoil starter
Drive system		mech.
Fuel comsump. aver. during operation	l/h	0,7

Exciter system

Drive system	mech.	
Frequency	Hz	77
Amplitude	mm	0,50
Centrifugal force	kN	10

Sprinkler System

Type of sprinkling	gravity
--------------------------	---------

Capacities

Fuel	l	2,5
Water	l	16,0

BOMAG BW 55 E

150
141
2,7

560

0- 1,1
0- 1,1
0- 1,6
0- 1,6
25/20

Honda
GX 120
StageV/CARB P.3
air
1
2,5
2.750
Gasoline
Recoil starter
mech.
0,7

mech.
77
0,50
10

gravity

2,5
16,0

HAND-GUIDED SINGLE DRUM VIBRATORY ROLLER BW 71 E-2

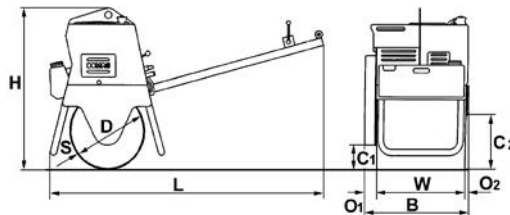


Fields of application:

Earthwork and asphalt applications.

New construction and repairs of sidewalks, hard shoulders, cycle paths, yards and drive ways, children playgrounds, tennis and sports grounds as well as agricultural and forestry road construction.

PRE 620 29 010



Dimensions in mm

	B	C1	C2	D	H	L	O1	O2	S	W
BW 71 E-2	825	190	450	600	1245	2200	115	25	8	710



Standard Equipment

- Hydrostatic drive
- Sprinkler system
- Electric starter
- Engine protection
- Vibration dampened steering rod
- Height adjustable steering rod
- Vibration and throttle regulation on the steering rod
- Scrapers front and rear
- Protective engine covering
- Single point lifting device
- Safety control
- Back-up drive protection
- Support bars front and rear
- 3-2-1 Warranty



Optional Equipment

- Support wheel+Parking brake
- Tool kit
- Special painting
- Service Kit
- Environmentally compliant hydraulic oil
- TOUGH WARRANTY

TECHNICAL DATA

Weights

Operating weight CECE	kg
Basic weight	kg
Static linear load CECE	kg/cm

Dimensions

Working width	mm
---------------------	----

Driving Characteristics

Speed (1), forward	km/h	0- 1,6
Speed (1), reverse	km/h	0- 1,6
Speed (2), forward	km/h	0- 2,5
Speed (2), reverse	km/h	0- 2,5
Max. gradeability without/with vibr.	%	25/20

Drive

Engine manufacturer	Hatz	
Type	1B 20	
Emission stage	Stage V	
Cooling	air	
Number of cylinders	1	
Performance ISO 3046	kW	3,4
Speed	min-1	3.200
Fuel	Diesel	
Starting device	El.-starter	
Drive system	hydrost.	
Fuel comsump. aver. during operation	l/h	0,8

Exciter system

Drive system	mech.	
Frequency	Hz	75
Amplitude	mm	0,43
Centrifugal force	kN	16

Sprinkler System

Type of sprinkling	gravity
--------------------------	---------

Capacities

Fuel	l	5,1
Water	l	25,0

BOMAG BW 71 E-2

488
471
7,0

710

0- 1,6
0- 1,6
0- 2,5
0- 2,5
25/20

Hatz
1B 20
Stage V
air
1
3,4
3.200
Diesel
El.-starter
hydrost.
0,8

mech.
75
0,43
16

gravity

5,1
25,0

HAND-GUIDED DOUBLE DRUM VIBRATORY ROLLERS – HYDROSTATIC DRIVE –

BW 65 H, BW 75 H

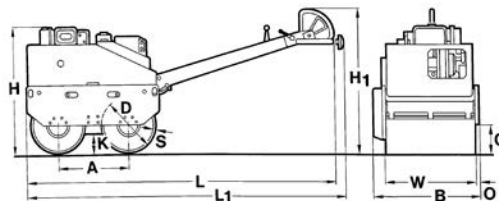


Fields of application:

Earthwork and asphalt applications.

New construction and repairs of sidewalks, hard shoulders, cycle paths, yards and drive ways, children playgrounds, tennis and sports grounds as well as agricultural and forestry road construction.

PRE 834 09 010



Dimensions in mm

	A	B	C	D	H	H1	K	L	L1	O	S	W
BW 65 H	550	762	200	400	960	1210	110	2200	2320	20	8	650
BW 75 H	620	865	250	500	1100	1159	128	2910	3010	20	10	750



Standard Equipment

- Hydrostatic drive
- Double vibration
- Mechanical vibration drive
- Electric starter
- Infinitely variable speed control
- Sprinkler system
- Vibration dampened steering rod
- Height adjustable steering rod
- Vibration and throttle regulation on the steering rod
- 2 scrapers per drum
- Automatic shutdown at low oil level (BW65H)
- Single point lifting device
- Safety crank handle (BW65H)
- * Safety control
- * Back-up drive protection
- * Parking brake
- 3-2-1 Warranty

Optional Equipment

- Parking brake
- Tool kit
- Special painting
- Service Kit
- US Version EPA 4 NRTC (BW65H)
- TOUGH WARRANTY

* Standard delivery with CE conformity (valid within European Union) (+5kg)



TECHNICAL DATA

	BOMAG BW 65 H	BOMAG BW 75 H
Weights		
Operating weight CECE	757	1.040
Basic weight	727	1.010
Average axle load CECE	379	520
Average static linear load CECE	5,8	6,9
Dimensions		
Overall length, min.	1.230	1.360
Driving Characteristics		
Speed (1), forward	0- 5,5	0- 5,0
Speed (1), reverse	0- 2,5	0- 2,5
Max. gradeability without/with vibr.	40/35	40/35
Drive		
Engine manufacturer	Hatz	Yanmar
Type	1D 42	L100
Emission stage	Stage V	non EPA
Cooling	air	air
Number of cylinders	1	1
Performance ISO 3046	6,2	6,2
Speed	2.800	3.100
Fuel	Diesel	Diesel
Drive system	hydrost.	hydrost.
Driven drum	front + rear	front + rear
Fuel consump. aver. during operation	1,3	1,5
Brakes		
Service brake	hydrost.	hydrost.
Parking brake	mech.	mech.
Exciter system		
Vibrating drum	front + rear	front + rear
Drive system	mech.	mech.
Frequency	55	55
Amplitude	0,45	0,50
Centrifugal force	22	40
Sprinkler System		
Type of sprinkling	gravity	gravity
Capacities		
Fuel	5,0	5,5
Water	60,0	60,0

MULTI PURPOSE COMPACTOR BMP 8500

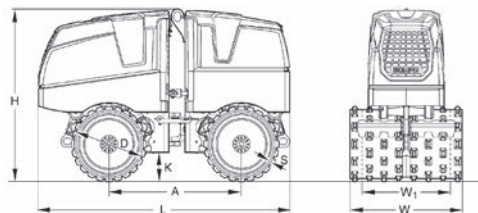


Fields of application:

Earthwork.

Trench and sewer line construction, backfills and foundation work – wherever high demands are placed on mobility, manoeuvrability and simple operation under severe soil conditions.

PRE 720 12 010



Dimensions in mm

	A	D	H	K	L	S	W	W1
BMP 8500	1000	520	1275	197	1897	16	850	610



Standard Equipment

- ECOMODE
- Drum extensions (610/850mm)
- Hydrostatic articulated steering, maintenance free
- Combination remote control cable/radio
- Dual directed-vibration system
- Two travel speed ranges
- 2 amplitudes
- Intelligent Vibration Control (IVC)
- Electric starter
- BOMAG Operator Safety System
- 2 scrapers per drum
- Battery disconnect switch
- Automatic shutdown at low oil level
- Automatic engine shut down at a lateral tipping angle of 45°
- Full prot. hoods made of impact resistant compound material
- Single point lifting device
- Lockable engine cover and dash board
- Easy Service Concept
 - Diagnostic module with fault code display
 - Hour meter
 - foldable full protection hood
- 3-2-1 Warranty



Optional Equipment

- Environmentally compliant hydraulic oil
- Smooth drum (-45kg Amplitude 1,59/0,86mm)
- Special painting
- Mobile quick charger
- Scrapers 610/850mm
- Service Kit
- ECONOMIZER
- TOUGH WARRANTY

TECHNICAL DATA

Weights

Operating weight CECE	kg
Basic weight	kg
Average axle load CECE	kg

Driving Characteristics

Speed (1), forward	km/h
Speed (1), reverse	km/h
Speed (2), forward	km/h
Speed (2), reverse	km/h
Max. gradeability without/with vibr.	%

Drive

Engine manufacturer	
Type	
Emission stage	
Cooling	
Number of cylinders	
Performance ISO 3046	kW
Speed	min-1
Fuel	
Drive system	
Driven drum	
Fuel consump. aver. during operation	l/h

Brakes

Service brake	
Parking brake	

Exciter system

Vibrating drum	
Drive system	
Frequency	Hz
Amplitude	mm
Centrifugal force	kN

Capacities

Fuel	l
------------	---

BOMAG BMP 8500

1.595
1.585
798
1,2
1,2
2,8
2,8
55/45
Kubota
D 1005
Stage V / TIER4f
water
3
14,5
2.600
Diesel
hydrost.
4
3,1
hydrost.
hydromec.
front + rear
hydraulic
42/42
1,12/0,56
72/36
24,0

MULTI PURPOSE COMPACTOR BMP 8500

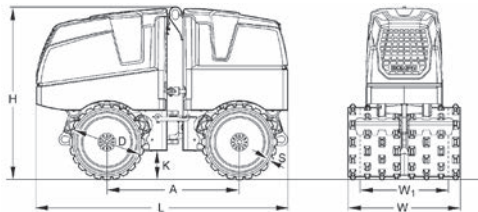


Fields of application:

Earthwork.

Trench and sewer line construction, backfills and foundation work – wherever high demands are placed on mobility, manoeuvrability and simple operation under severe soil conditions.

PRE 720 14 010



Dimensions in mm

	A	D	H	K	L	S	W	W1
BMP 8500	1000	520	1275	197	1897	16	850	610



Standard Equipment

- ECOMODE
- Drum extensions (610/850mm)
- Hydrostatic articulated steering, maintenance free
- Combination remote control cable/radio
- Dual directed-vibration system
- Two travel speed ranges
- 2 amplitudes
- Intelligent Vibration Control (IVC)
- Electric starter
- BOMAG Operator Safety System
- 2 scrapers per drum
- Battery disconnect switch
- Automatic shutdown at low oil level
- Automatic engine shut down at a lateral tipping angle of 45°
- Full prot. hoods made of impact resistant compound material
- Single point lifting device
- Lockable engine cover and dash board
- Easy Service Concept
 - Diagnostic module with fault code display
 - Hour meter
 - foldable full protection hood
- 3-2-1 Warranty



Optional Equipment

- Environmentally compliant hydraulic oil
- Smooth drum (-45kg Amplitude 1,59/0,86mm)
- Special painting
- Mobile quick charger
- Scrapers 610/850mm
- Service Kit
- ECONOMIZER
- TOUGH WARRANTY

TECHNICAL DATA

Weights

Operating weight CECE	kg
Basic weight	kg
Average axle load CECE	kg

Driving Characteristics

Speed (1), forward	km/h
Speed (1), reverse	km/h
Speed (2), forward	km/h
Speed (2), reverse	km/h
Max. gradeability without/with vibr.	%

Drive

Engine manufacturer	
Type	
Emission stage	
Cooling	
Number of cylinders	
Performance ISO 3046	kW
Speed	min-1
Fuel	
Drive system	
Driven drum	
Fuel consump. aver. during operation	l/h

Brakes

Service brake	
Parking brake	

Exciter system

Vibrating drum	
Drive system	
Frequency	Hz
Amplitude	mm
Centrifugal force	kN

Capacities

Fuel	l
------------	---

BOMAG BMP 8500

1.595
1.585
798
1,2
1,2
2,8
2,8
55/45
Kohler
KDW 1003
Stage V / TIER4f
water
3
12,8
2.600
Diesel
hydrost.
4
3,2
hydrost.
hydromec.
front + rear
hydraulic
42/42
1,12/0,56
72/36
24,0

TABLE OF CONTENTS

Tandem Rollers

BW 80 AD-5, BW 90 AD-5, BW 100 ADM-5	
BW 90 SC-5, BW 100 SC-5	
BW 900-50	
BW 100 AD-5, BW 120 AD-5	
BW 100 AD-5, BW 120 AD-5	
BW 100 SL-5, BW 120 SL-5	
BW 100 SL-5, BW 120 SL-5	
BW 131 AD-5	
BW 135 AD-5, BW 138 AD-5	
BW 135 AD-5, BW 138 AD-5	
BW 141 AD-5, BW 151 AD-5, BW 154 AD-5	
BW 151 AD-5 H, BW 151 AD-5 SH, BW 154 AD-5 SH	
BW 161 AD-5, BW 190 AD-5, BW 202 AD-5	
BW 191 AD-5, BW 206 AD-5	
BW 151 AD-5 AM, BW 161 AD-5 AM	
BW 191 AD-5 AM, BW 206 AD-5 AM	
BW 161 ADO-5, BW 190 ADO-5, BW 202 ADO-5	
BW 191 ADO-5, BW 206 ADO-5	
BW 141 AD-50, BW 151 AD-50	
BW 151 AD-50 H, BW 151 AD-50 SH	
BW 161 AD-50, BW 202 AD-50, BW 206 AD-50	
BW 161 AD-50 AM, BW 191 AD-50 AM,	
BW 206 AD-50 AM	
BW 161 ADO-50, BW 202 ADO-50	
BW 154 AP-4V, BW 174 AP-4F	
BW 174 HYBRID	
BW 154 APO-4V, BW 174 APO-4F	
BW 154 AP-4V AM, BW 174 AP-4F AM	
BW 161 AD-4	
BW 202 AD-4, BW 203 AD-4	
BW 203 ADO-4	
BW 203 AD-4 AM	
BW 205 AD-4	

Combination Rollers

62	BW 90 AC-5	126
64	BW 100 ACM-5, BW 100 SCC-5	128
66	BW 100 AC-5, BW 120 AC-5	130
68	BW 100 AC-5, BW 120 AC-5	132
70	BW 115 AC-5, BW 131 ACW-5	134
72	BW 138 AC-5	136
74	BW 138 AC-5	138
76	BW 151 AC-5, BW 161 AC-5	140
78	BW 154 ACP-4V, BW 174 ACP-4F	142
80	BW 154 ACP-4V AM, BW 174 ACP-4F AM	144
82	BW 151 AC-50, BW 161 AC-50	146

Pneumatic Tyred Rollers

84		
86		
88	BW 11 RH-5 - Tier 3	148
90	BW 11 RH-5 - Tier 4 final	150
92	BW 24 RH, BW 27 RH	152
94	BW 28 RH	154
96	BW 28 RH	156

Paver

98		
100		
102	BF 223 C	158
	BF 300 C	160
104	BF 300 P	162
106	BF 300 C-2	164
108	BF 300 P-2	166
110	BF 600 C-2 - Tier 3	168
112	BF 600 C-2 - Tier 4f	170
114	BF 600 P-2 - Tier 3	172
116	BF 600 P-2 - Tier 4f	174
118	BF 700 C-2 - Tier 3	176
120	BF 700 C-2 - Tier 4f	178
122	BF 800 C - Tier 3	180
124	BF 800 C-2 - Tier 4	182
	BF 800 P - Tier 3	184
	BF 900 C - Tier 3	186
	BMF 2500 - Tier 3	188
	BMF 2500 - Tier 4	190

TANDEM ROLLERS

BW 80 AD-5, BW 90 AD-5, BW 100 ADM-5

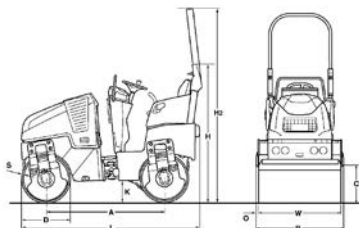


Fields of application:

Earthwork and asphalt applications.

New construction and repair work for medium and small scale construction projects, on parking lots, sidewalks, cycle paths, playing fields and sports grounds as well as rolling of joints in road construction.

PRE 462 00 010



Dimensions in mm

	A	B	C	D	H	H2	K	L	O	S	W
BW 80 AD-5	1483	856	433	580	1627	2304	255	2194	28	13	800
BW 90 AD-5	1483	956	433	580	1627	2304	255	2194	28	12	900
BW 100 ADM-5	1483	1056	433	580	1627	2304	255	2194	28	12	1000



Standard Equipment

- Hydrostatic travel and vibration drive
- Travel drive in series
- 2 scrapers per drum, spring loaded and tiltable
- Pressure sprinkler system with interval switch
- Multi function travel lever
- Multi-function display incl. operating hour meter
- Water level
- Emergency STOP
- Individual control, vibration
- Intelligent Vibration Control (IVC)
- Integrated stowage compartment
- Adjustable operator's seat
- Seat contact switch
- Vandalism protection
- 12V socket
- Working lights front and rear
- Back-up alarm
- Lashing eyes, galvanized
- Single point lifting device
- Lockable engine hood made of composite material



Optional Equipment

- ROPS with safety belt
- * Foldable ROPS incl. seat belt
- Double travel lever
- Seat heating
- ECONOMIZER with asphalt temperature display
- Temperature display
- BOMAG TELEMATIC
- Theft protection
- Indicator and hazard lights
- Rotary beacon
- Optional lighting on ROPS
- Battery disconnect switch
- Environmentally compliant hydraulic oil
- Special painting
- Edge cutter
- Port for hydraulic breaker
- Backup warning buzzer with broadband technology

* Standard delivery with CE conformity (valid within European Union)

TECHNICAL DATA

Weights

Operating weight CECE	kg	
Average static linear load CECE	kg/cm	
Grossweight	kg	

Dimensions

Working width	mm	
Track radius, inner	mm	

Driving Characteristics

Speed	km/h	
Working speed with vibration	km/h	
Max. gradeability without/with vibr. ...	%	

Drive

Engine manufacturer		
Type		
Emission stage		
Cooling		
Number of cylinders		
Performance ISO 14396	kW	
Performance SAE J 1995	hp	
Speed	min-1	
Speed adjustment 1	min-1	
Speed adjustment 2	min-1	
Electric equipment	V	
Driven drum		

Brakes

Service brake		
Parking brake		

Steering

Steering system		
Steering method		
Steering / oscillating angle +/-	grad	
Crab walk		

Exciter system

Vibrating drum		
Drive system		
Frequency	Hz	
Amplitude	mm	
Centrifugal force	kN	

Sprinkler System

Type of sprinkling		
--------------------------	--	--

Capacities

Fuel	l	
Water	l	

BOMAG BW 80 AD-5

1.550
9,7
1.900

800
2.080

0- 10,0
0- 10,0
40/30

Kubota
D 902
Stage V / TIER4f
water
3
15,1
20,2
3.000
2.100
3.000
12
front + rear

hydrost.
hydromec.

oscil.artic.
hydrost.
33/8
0- 50

front + rear
hydrost.
42/63
0,50
7/17

pressure

30,0
100,0

BOMAG BW 90 AD-5

1.600
8,9
1.900

900
2.030

0- 10,0
0- 10,0
40/30

Kubota
D 902
Stage V / TIER4f
water
3
15,1
20,2
3.000
2.100
3.000
12
front + rear

hydrost.
hydromec.

oscil.artic.
hydrost.
33/8
0- 50

front + rear
hydrost.
42/63
0,50
8/17

pressure

30,0
100,0

BOMAG BW 100 ADM-5

1.700
8,5
1.900

1.000
1.980

0- 10,0
0- 10,0
40/30

Kubota
D 902
Stage V / TIER4f
water
3
15,1
20,2
3.000
2.100
3.000
12
front + rear

hydrost.
hydromec.

oscil.artic.
hydrost.
33/8
0- 50

front + rear
hydrost.
42/63
0,40
8/17

pressure

30,0
100,0

TANDEM ROLLERS

BW 90 SC-5, BW 100 SC-5

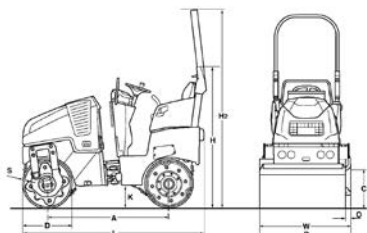


Fields of application:

Earthwork and asphalt applications.

New construction and repair work for medium and small scale construction projects, on parking lots, sidewalks, cycle paths, playing fields and sports grounds as well as rolling of joints in road construction.

PRE 462 05 010



Dimensions in mm

	A	B	C	D	H	H2	K	L	O	S	W
BW 90 SC-5	1483	960	435	580	1627	2304	255	2194	52	12	960
BW 100 SC-5	1483	1060	435	580	1627	2304	255	2194	52	12	1060



Standard Equipment

- Side-clearance roller (drum offset 60-100 mm)
- Hydrostatic travel and vibration drive
- Travel drive in series
- 2 scrapers per drum, spring loaded and tiltable
- Pressure sprinkler system with interval switch
- Multi function travel lever
- Multi-function display incl. operating hour meter
- Water level
- Emergency STOP
- Individual control, vibration
- Intelligent Vibration Control (IVC)
- Integrated stowage compartment
- Adjustable operator's seat
- Seat contact switch
- Vandalism protection
- 12V socket
- Working lights front and rear
- Back-up alarm
- Lockable engine hood made of composite material
- Lashing eyes, galvanized
- Single point lifting device



Optional Equipment

- ROPS with safety belt
- * Foldable ROPS incl. seat belt Double travel lever
- Seat heating
- BOMAG TELEMATIC
- Theft protection
- Indicator and hazard lights
- Rotary beacon
- Optional lighting on ROPS
- Battery disconnect switch
- Environmentally compliant hydraulic oil
- Special painting
- Edge cutter
- Port for hydraulic breaker
- Backup warning buzzer with broadband technology
- Temperature display

* Standard delivery with CE conformity (valid within European Union)

TECHNICAL DATA

Weights

Operating weight CECE	kg	1.650	1.700
Average static linear load CECE	kg/cm	9,2	8,5
Grossweight	kg	1.900	1.900

Dimensions

Working width	mm	960	1.060
Track radius, inner	mm	2.000	1.950

Driving Characteristics

Speed	km/h	0- 10,0	0- 10,0
Working speed with vibration	km/h	0- 10,0	0- 10,0
Max. gradeability without/with vibr.	%	40/30	40/30

Drive

Engine manufacturer		Kubota	Kubota
Type		D 902	D 902
Emission stage		Stage V / TIER4f	Stage V / TIER4f
Cooling		water	water
Number of cylinders		3	3
Performance ISO 14396	kW	15,1	15,1
Performance SAE J 1995	hp	20,2	20,2
Speed	min-1	3.000	3.000
Speed adjustment 1	min-1	2.100	2.100
Speed adjustment 2	min-1	3.000	3.000
Electric equipment	V	12	12
Driven drum		front + rear	front + rear

Brakes

Service brake		hydrost.	hydrost.
Parking brake		hydromec.	hydromec.

Steering

Steering system		oscil.artic.	oscil.artic.
Steering method		hydrost.	hydrost.
Steering / oscillating angle +/-	grad	33/8	33/8
Crab walk		0- 50	0- 50

Exciter system

Vibrating drum		front + rear	front + rear
Drive system		hydrost.	hydrost.
Frequency	Hz	42/63	42/63
Amplitude	mm	0,50	0,50
Centrifugal force	kN	8/19	8/19

Sprinkler System

Type of sprinkling		pressure	pressure
--------------------------	--	----------	----------

Capacities

Fuel	l	30,0	30,0
Water	l	100,0	100,0

BOMAG BW 90 SC-5

BOMAG BW 100 SC-5

TANDEM ROLLER BW 900-50

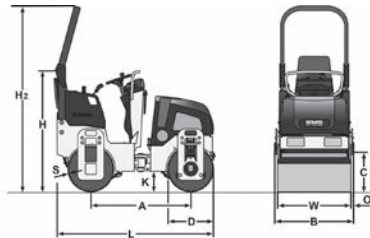


Fields of application:

Earthwork and asphalt applications.

New construction and repair work for medium and small scale construction projects, on parking lots, sidewalks, cycle paths, playing fields and sports grounds as well as rolling of joints in road construction.

PRE 834 07 010



Dimensions in mm

	A	B	C	D	H	H2	K	L	O	S	W
BW 900-50	1223	961	450	560	1727	2290	250	1967	31	8	900



Standard Equipment

- Hydrostatic travel and vibration drive
- Travel drive in series
- Front drum vibration
- Vibration control in travel lever
- Oscillating artic. center joint
- Hydrostatic articulated steering
- Mechanical parking brake
- 2 scrapers per drum
- Plastic water tank
- Pressure sprinkler system
- Hour meter
- Low fuel level indicator
- Control and warning indicator lights
- Automatic shutdown at low oil level
- Lockable anti vandal dashboard protection
- Seat belt
- Single point lifting device
- Transport lashing and lifting points front/rear
- Lockable engine cover
- Emergency engine shut down
- Corrosion and weather protected ignition switch
- Back-up alarm



Optional Equipment

- ROPS
- Foldable ROPS
- Working lights front and rear

TECHNICAL DATA

Weights

Operating weight CECE	kg	1.200
Average axle load CECE	kg	599
Average static linear load CECE	kg/cm	6,7

Dimensions

Working width	mm	900
Track radius, inner	mm	1.647

Driving Characteristics

Working speed with vibration	km/h	0- 4,0
Max. travel speed	km/h	0- 8,7
Max. gradeability without/with vibr.	%	40/30

Drive

Engine manufacturer		Honda
Type		GX 630
Cooling		air
Number of cylinders		2
Performance SAE J 1349	kW	14,9
Speed	min-1	3.300
Electric equipment	V	12
Drive system		hydrost.
Driven drum		2

Brakes

Service brake		hydrost.
Parking brake		mech.

Steering

Steering system		oscil.artic.
Steering method		hydrost.
Steering angle +/-	grad	33
Oscillating angle +/-	grad	6

Exciter system

Vibrating drum		front
Drive system		hydrost.
Frequency	Hz	70
Amplitude	mm	0,50
Centrifugal force	kN	15

Sprinkler System

Type of sprinkling		pressure
--------------------------	--	----------

Capacities

Fuel	l	27,0
Water	l	137,0

BOMAG BW 900-50

TANDEM ROLLERS

BW 100 AD-5, BW 120 AD-5

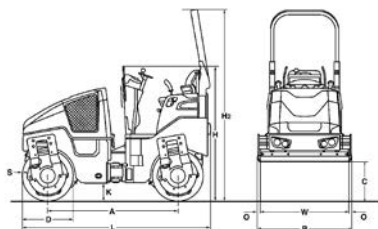


Fields of application:

Earthwork and asphalt applications.

New construction and repair work for medium and small scale construction projects, on parking lots, sidewalks, cycle paths, playing fields and sports grounds as well as rolling of joints in road construction.

PRE 880 21 010



Dimensions in mm

	A	B	C	D	H	H2	K	L	O	S	W
BW 100 AD-5	1752	1072	523	700	1808	2568	254	2529	36	13	1000
BW 120 AD-5	1752	1272	523	700	1808	2568	254	2529	36	13	1200



Standard Equipment

- Hydrostatic travel and vibration drive
- Travel drive in series
- 2 scrapers per drum, spring loaded and tiltable
- Pressure sprinkler system with interval switch
- Multi function travel lever
- Multi-function display incl. operating hour meter
- Water level
- Emergency STOP
- Individual control, vibration
- Intelligent Vibration Control (IVC)
- Integrated stowage compartment
- Adjustable operator's seat
- Seat contact switch
- Vandalism protection
- 12V socket
- Working lights front and rear
- Back-up alarm
- Lashing eyes, galvanized
- Single point lifting device
- Lockable engine hood made of composite material



Optional Equipment

- * Foldable ROPS incl. seat belt
- Sun roof, foldable with ROPS
- Weather protection for sun roof
- Seat heating
- Sliding seat incl. double travel lever
- ECONOMIZER with asphalt temperature display
- Temperature display
- BOMAG TELEMATIC
- Indicator and hazard lights
- Rotary beacon
- Optional lighting on ROPS
- Lighting for drum edge
- Battery disconnect switch
- Environmentally compliant hydraulic oil
- Theft protection
- Edge cutter-right/left
- Gravel scraper
- Hydraulically adjustable crabwalk (50mm)
- Pointer
- Special painting
- Backup warning buzzer with broadband technology
- Flow divider

* Standard delivery with CE conformity
(valid within European Union)

TECHNICAL DATA

Weights

Operating weight w. ROPS CECE	kg
Average static linear load CECE	kg/cm
Grossweight	kg

Dimensions

Working width	mm
Track radius, inner	mm

Driving Characteristics

Speed	km/h
Working speed with vibration	km/h
Max. gradeability without/with vibr.	%

Drive

Engine manufacturer	
Type	
Emission stage	
Cooling	
Number of cylinders	
Performance ISO 14396	kW
Performance SAE J 1995	hp
Speed	min-1
Speed adjustment 1	min-1
Speed adjustment 2	min-1
Electric equipment	V
Driven drum	

Brakes

Service brake	
Parking brake	

Steering

Steering system	
Steering method	
Steering / oscillating angle +/-	grad
Crab walk	

Exciter system

Vibrating drum	
Drive system	
Frequency	Hz
Amplitude	mm
Centrifugal force	kN

Sprinkler System

Type of sprinkling	
--------------------------	--

Capacities

Fuel	l
Water	l

BOMAG BW 100 AD-5

2.500
12,5
3.300

1.000
2.550

0- 10,0
0- 10,0
40/30

Kubota
D 1703
Stage IIIa / TIER4i
water
3
24,3
32,6
2.600
2.500
2.600
12
front + rear

hydros.
hydromec.

oscil.artic.
hydros.
32/10
0- 50

front + rear
hydros.
63/67
0,50
30/34

pressure

35,0
205,0

BOMAG BW 120 AD-5

2.700
11,3
3.500

1.200
2.450

0- 10,0
0- 10,0
40/30

Kubota
D 1703
Stage IIIa / TIER4i
water
3
24,3
32,6
2.600
2.500
2.600
12
front + rear

hydros.
hydromec.

oscil.artic.
hydros.
32/10
0- 50

front + rear
hydros.
63/67
0,50
36/41

pressure

35,0
205,0

TANDEM ROLLERS

BW 100 AD-5, BW 120 AD-5

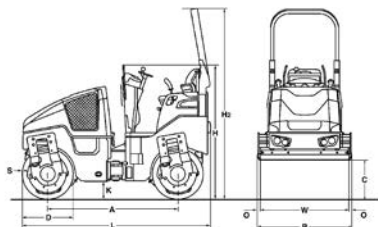


Fields of application:

Earthwork and asphalt applications.

New construction and repair work for medium and small scale construction projects, on parking lots, sidewalks, cycle paths, playing fields and sports grounds as well as rolling of joints in road construction.

PRE 880 33 010



Dimensions in mm

	A	B	C	D	H	H2	K	L	O	S	W
BW 100 AD-5	1752	1072	523	700	1808	2568	254	2529	36	13	1000
BW 120 AD-5	1752	1272	523	700	1808	2568	254	2529	36	13	1200



Standard Equipment

- Hydrostatic travel and vibration drive
- Travel drive in series
- 2 scrapers per drum, spring loaded and tiltable
- Pressure sprinkler system with interval switch
- Multi function travel lever
- Multi-function display incl. operating hour meter
- Water level
- Emergency STOP
- Individual control, vibration
- Intelligent Vibration Control (IVC)
- Integrated stowage compartment
- Adjustable operator's seat
- Seat contact switch
- Vandalism protection
- 12V socket
- Working lights front and rear
- Back-up alarm
- Lashing eyes, galvanized
- Single point lifting device
- Lockable engine hood made of composite material



Optional Equipment

- * Foldable ROPS incl. seat belt
- Sun roof, foldable with ROPS
- Weather protection for sun roof
- Seat heating
- Sliding seat incl. double travel lever
- ECONOMIZER with asphalt temperature display
- Temperature display
- BOMAG TELEMATIC
- Indicator and hazard lights
- Rotary beacon
- Optional lighting on ROPS
- Lighting for drum edge
- Battery disconnect switch
- Environmentally compliant hydraulic oil
- Theft protection
- Edge cutter-right/left
- Gravel scrapper
- Hydraulically adjustable crabwalk (50mm)
- Pointer
- Special painting
- Backup warning buzzer with broadband technology
- Flow divider

* Standard delivery with CE conformity (valid within European Union)

TECHNICAL DATA

Weights

Operating weight w. ROPS CECE	kg
Average static linear load CECE	kg/cm
Grossweight	kg

Dimensions

Working width	mm
Track radius, inner	mm

Driving Characteristics

Speed	km/h
Working speed with vibration	km/h
Max. gradeability without/with vibr.	%

Drive

Engine manufacturer	
Type	
Emission stage	
Exhaust gas aftertreatment	
Cooling	
Number of cylinders	
Performance ISO 14396	kW
Performance SAE J 1995	hp
Speed	min-1
Speed adjustment 1	min-1
Speed adjustment 2	min-1
Electric equipment	V
Driven drum	

Brakes

Service brake	
Parking brake	

Steering

Steering system	
Steering method	
Steering / oscillating angle +/-	grad
Crab walk	

Exciter system

Vibrating drum	
Drive system	
Frequency	Hz
Amplitude	mm
Centrifugal force	kN

Sprinkler System

Type of sprinkling	
--------------------------	--

Capacities

Fuel	l
Water	l

BOMAG BW 100 AD-5

2.600
13,0
3.400

1.000
2.550

0- 10,0
0- 10,0
40/30

Kubota
D1803
Stage V / TIER4f
DPF
water
3
24,6
33,0
2.600
2.500
2.600
12
front + rear

hydrost.
hydromec.

oscil.artic.
hydrost.
32/10
0- 50

front + rear
hydrost.
63/67
0,50
30/34

pressure

35,0
205,0

BOMAG BW 120 AD-5

2.750
11,5
3.500

1.200
2.450

0- 10,0
0- 10,0
40/30

Kubota
D1803
Stage V / TIER4f
DPF
water
3
24,6
33,0
2.600
2.500
2.600
12
front + rear

hydrost.
hydromec.

oscil.artic.
hydrost.
32/10
0- 50

front + rear
hydrost.
63/67
0,50
36/41

pressure

35,0
205,0

TANDEM ROLLERS

BW 100 SL-5, BW 120 SL-5

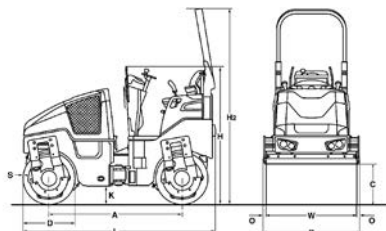


Fields of application:

Earthwork and asphalt applications.

New construction and repair work for medium and small scale construction projects, on parking lots, sidewalks, cycle paths, playing fields and sports grounds as well as rolling of joints in road construction.

PRE 880 43 010



Dimensions in mm

	A	B	C	D	H	H2	K	L	O	S	W
BW 100 SL-5	1752	1072	523	700	1808	2568	254	2529	36	10	1000
BW 120 SL-5	1752	1272	523	700	1808	2568	254	2529	36	10	1200



Standard Equipment

- Hydrostatic travel and vibration drive
- Travel drive in series
- 2 scrapers per drum, spring loaded and tiltable
- Pressure sprinkler system with interval switch
- Multi function travel lever
- Multi-function display incl. operating hour meter
- Water level
- Emergency STOP
- Individual control, vibration
- Intelligent Vibration Control (IVC)
- Integrated stowage compartment
- Adjustable operator's seat
- Seat contact switch
- Vandalism protection
- 12V socket
- Working lights front and rear
- Back-up alarm
- Lashing eyes, galvanized
- Single point lifting device
- Lockable engine hood made of composite material



Optional Equipment

- Foldable ROPS incl. seat belt
- Sun roof, foldable with ROPS
- Sliding seat incl. double travel lever
- ECONOMIZER with asphalt temperature display
- BOMAG TELEMATIC
- Indicator and hazard lights
- Rotary beacon
- Battery disconnect switch
- Theft protection
- Pointer
- Special painting

TECHNICAL DATA

Weights

Operating weight w. ROPS CECE	kg
Average static linear load CECE	kg/cm
Grossweight	kg

Dimensions

Working width	mm
Track radius, inner	mm

Driving Characteristics

Speed	km/h
Working speed with vibration	km/h
Max. gradeability without/with vibr.	%

Drive

Engine manufacturer	
Type	
Emission stage	
Cooling	
Number of cylinders	
Performance ISO 14396	kW
Performance SAE J 1995	hp
Speed	min-1
Electric equipment	V
Driven drum	

Brakes

Service brake	
Parking brake	

Steering

Steering system	
Steering method	
Steering / oscillating angle +/-	grad
Crab walk	

Exciter system

Vibrating drum	
Drive system	
Frequency	Hz
Amplitude	mm
Centrifugal force	kN

Sprinkler System

Type of sprinkling	
--------------------------	--

Capacities

Fuel	l
Water	l

BOMAG BW 100 SL-5

2.350
11,8
2.800

1.000
2.550

0- 9,0
0- 5,0
40/30

Kubota
D 1703 DI
TIER4f
water
3
18,5
25,0
2.200
12
front + rear

hydrost.
hydromec.

oscil.artic.
hydrost.
32/10
0- 50

front + rear
hydrost.
72
0,50
34

pressure

35,0
165,0

BOMAG BW 120 SL-5

2.500
10,4
2.800

1.200
2.450

0- 9,0
0- 5,0
40/30

Kubota
D 1703 DI
TIER4f
water
3
18,5
25,0
2.200
12
front + rear

hydrost.
hydromec.

oscil.artic.
hydrost.
32/10
0- 50

front + rear
hydrost.
72
0,50
40

pressure

35,0
165,0

TANDEM ROLLERS

BW 100 SL-5, BW 120 SL-5

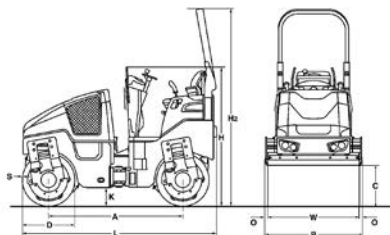


Fields of application:

Earthwork and asphalt applications.

New construction and repair work for medium and small scale construction projects, on parking lots, sidewalks, cycle paths, playing fields and sports grounds as well as rolling of joints in road construction.

PRE 880 62 010



Dimensions in mm

	A	B	C	D	H	H2	K	L	O	S	W
BW 100 SL-5	1752	1072	523	700	1808	2568	254	2529	36	10	1000
BW 120 SL-5	1752	1272	523	700	1808	2568	254	2529	36	10	1200



Standard Equipment

- Hydrostatic travel and vibration drive
- Travel drive in series
- 2 scrapers per drum, spring loaded and tiltable
- Pressure sprinkler system with interval switch
- Multi function travel lever
- Multi-function display incl. operating hour meter
- Water level
- Emergency STOP
- Individual control, vibration
- Intelligent Vibration Control (IVC)
- Integrated stowage compartment
- Adjustable operator's seat
- Seat contact switch
- Vandalism protection
- 12V socket
- Working lights front and rear
- Back-up alarm
- Lashing eyes, galvanized
- Single point lifting device
- Lockable engine hood made of composite material



Optional Equipment

- Foldable ROPS incl. seat belt
- Sun roof, foldable with ROPS
- Sliding seat incl. double travel lever
- ECONOMIZER with asphalt temperature display
- BOMAG TELEMATIC
- Indicator and hazard lights
- Rotary beacon
- Battery disconnect switch
- Theft protection
- Pointer
- Special painting
- Weather protection for sun roof
- Double travel lever
- Optional lighting on ROPS
- Rotary beacon
- Seat heating
- Biodegradable hydraulic oil
- Broadband buzzer
- Edge cutter
- Lighting for drum edge

TECHNICAL DATA

Weights

Operating weight w. ROPS CECE	kg	2.350	2.500
Average static linear load CECE	kg/cm	11,8	10,4
Grossweight	kg	2.800	2.800

Dimensions

Working width	mm	1.000	1.200
Track radius, inner	mm	2.550	2.450

Driving Characteristics

Speed	km/h	0- 9,0	0- 9,0
Working speed with vibration	km/h	0- 5,0	0- 5,0
Max. gradeability without/with vibr.	%	40/30	40/30

Drive

Engine manufacturer		Kubota	Kubota
Type		D 1703	D 1703
Emission stage		Stage V / TIER4f	Stage V / TIER4f
Cooling		water	water
Number of cylinders		3	3
Performance ISO 14396	kW	18,5	18,5
Performance SAE J 1995	hp	25,0	25,0
Speed	min-1	2.200	2.200
Electric equipment	V	12	12
Driven drum		front + rear	front + rear

Brakes

Service brake		hydrost.	hydrost.
Parking brake		hydromec.	hydromec.

Steering

Steering system		oscil.artic.	oscil.artic.
Steering method		hydrost.	hydrost.
Steering / oscillating angle +/-	grad	32/10	32/10
Crab walk		0- 50	0- 50

Exciter system

Vibrating drum		front + rear	front + rear
Drive system		hydrost.	hydrost.
Frequency	Hz	72/65	72/65
Amplitude	mm	0,50	0,50
Centrifugal force	kN	34/26	40/26

Sprinkler System

Type of sprinkling		pressure	pressure
--------------------------	--	----------	----------

Capacities

Fuel	l	35,0	35,0
Water	l	165,0	165,0

BOMAG BW 100 SL-5

BOMAG BW 120 SL-5

TANDEM ROLLER

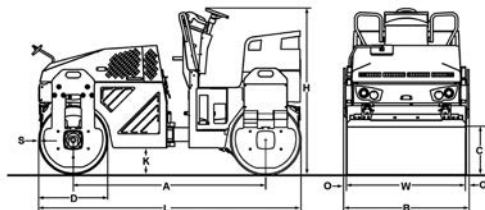
BW 131 AD-5



Fields of application:

Compaction of asphalt layers, wear courses and frost blanket wlayers in new constructions and repair work on confined, small and medium scale construction projects, e.g. walkways and cycle paths, parking lots, play and sports grounds. Support for large tandem rollers in road construction, e.g. rolling of joints, pre-compaction.

PRE 750 24 010



Dimensions in mm

	A	B	C	D	H	K	L	O	S	W
BW 131 AD-5	2300	1380	625	800	1700	250	3100	40	15	1300



Standard Equipment

- Hydrostatic drive
- 2 scrapers per drum
- Multi-function display incl. operating hour meter
- Fuel level indicator
- Engine temperature
- Speedometer
- 2 travel levers with integrated switches for vibration
- Emergency stop button
- Emergency brake
- Intelligent vibration control (IVC)
- Comfort driver's seat
- Back-up alarm
- Working lights front and rear
- Outside mirrors



Optional Equipment

- ECONOMIZER
- Rotary beacon
- Sun roof
- Ultrasonic sensor for backup alarm system

TECHNICAL DATA

Weights

Operating weight CECE	kg	4.000
Static linear load, front CECE	kg/cm	15,4
Max. weight	kg	4.200

Dimensions

Track radius, inner	mm	3.000
---------------------------	----	-------

Driving Characteristics

Speed (2)	km/h	12,0
Speed (1)	km/h	6,0
Max. gradeability without/with vibr.	%	30/20

Drive

Engine manufacturer		Kubota
Type		D 1703
Emission stage		Stage IIIa/TIER4f/CN3
Cooling		water
Number of cylinders		3
Performance ISO 9249	kW	24,3
Performance SAE J 1995	hp	32,6
Speed	min-1	2.600
Electric equipment	V	12
Driven drum		2

Brakes

Service brake		hydrost.
Parking brake		hydromec.

Steering

Steering system		oscil.artic.
Steering method		hydrost.
Steering angle +/-	grad	35
Oscillating angle +/-	grad	8

Exciter system

Drive system		hydrost.
Frequency (1)	Hz	60
Amplitude (1)	mm	0,30
Centrifugal force 1	kN	28

Sprinkler System

Type of sprinkling		pressure
--------------------------	--	----------

Capacities

Fuel	l	40,0
Water	l	310,0

BOMAG BW 131 AD-5

TANDEM ROLLERS

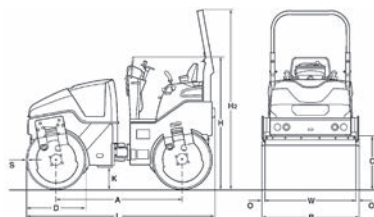
BW 135 AD-5, BW 138 AD-5



Fields of application:

Compaction of asphalt layers, wear courses and frost blanket layers in new constructions and repair work on confined, small and medium scale construction projects, e.g. walkways and cycle paths, parking lots, play and sports grounds. Support for large tandem rollers in road construction, e.g. rolling of joints, pre-compaction.

PRE 650 30 010



Dimensions in mm

	A	B	C	D	H	H2	K	L	O	S	W
BW 135 AD-5	1900	1390	700	900	1895	2703	340	2840	44	16	1300
BW 138 AD-5	1900	1468	700	900	1895	2703	340	2840	44	18	1380



Standard Equipment

- Hydrostatic travel and vibration drive
- 2 scrapers per drum, spring loaded and tiltable
- Pressure sprinkler system with interval switch
- Multi function travel lever
- Multi-function display incl. operating hour meter
- Water level
- Electronic fuel gauge
- Emergency STOP
- Individual control, vibration
- Intelligent Vibration Control (IVC)
- Integrated stowage compartment
- Sliding seat incl. double travel lever
- Seat contact switch
- 12V socket
- Working lights front and rear
- Vandalism protection
- Lockable engine hood made of composite material
- Lashing eyes, galvanized
- Single point lifting device
- Back-up alarm



Optional Equipment

- *Foldable ROPS incl. seat belt
- Sun roof, rigid
- Sun roof, foldable with ROPS
- Weather protection for sun roof
- Weather protection cabin
- Seat heating
- ECONOMIZER with asphalt temperature display
- Temperature display
- BOMAG TELEMATIC
- Indicator and hazard lights
- Rotary beacon
- Optional lighting on ROPS
- Lighting for drum edge
- Battery disconnect switch
- Environmentally compliant hydraulic oil
- Theft protection
- Edge cutter-right/left
- Gravel scrapper
- Hydraulically adjustable crabwalk (50mm)
- Pointer
- Special painting
- Backup warning buzzer with broadband technology
- Flow divider
- 2. Amplitude:0,2mm

* Standard delivery with CE conformity (valid within European Union)

TECHNICAL DATA

Weights

Operating weight w. ROPS CECE	kg	4.000	4.400
Average static linear load CECE	kg/cm	15,4	15,9
Grossweight	kg	4.200	4.600

Dimensions

Working width	mm	1.300	1.380
Track radius, inner	mm	2.665	2.616

Driving Characteristics

Speed	km/h	0- 10,0	0- 10,0
Working speed with vibration	km/h	0- 10,0	0- 10,0
Max. gradeability without/with vibr.	%	40/30	40/30

Drive

Engine manufacturer		Kubota	Kubota
Type		V 2203	V 2203
Emission stage		Stage IIIa / TIER4i	Stage IIIa / TIER4i
Cooling		water	water
Number of cylinders		4	4
Performance ISO 14396	kW	33,3	33,3
Performance SAE J 1995	hp	44,7	44,7
Speed	min-1		2.600
Speed adjustment 1	min-1	2.140	2.770
Speed adjustment 2	min-1	2.770	2.140
Electric equipment	V	12	12
Driven drum		front + rear	front + rear

Brakes

Service brake		hydrost.	hydrost.
Parking brake		hydromec.	hydromec.

Steering

Steering system		oscil.artic.	oscil.artic.
Steering method		hydrost.	hydrost.
Steering / oscillating angle +/-	grad	32/10	32/10
Crab walk		0- 50	0- 50

Exciter system

Vibrating drum		front + rear	front + rear
Drive system		hydrost.	hydrost.
Frequency	Hz	50/56	50/56
Amplitude	mm	0,50	0,50
Centrifugal force	kN	39/48	45/57

Sprinkler System

Type of sprinkling		pressure	pressure
--------------------------	--	----------	----------

Capacities

Fuel	l	55,0	55,0
Water	l	310,0	310,0

BOMAG BW 135 AD-5

BOMAG BW 138 AD-5

TANDEM ROLLERS

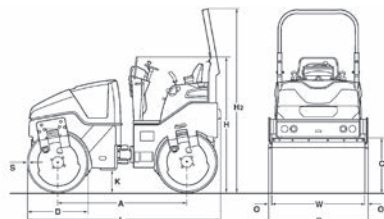
BW 135 AD-5, BW 138 AD-5



Fields of application:

Compaction of asphalt layers, wear courses and frost blanket layers in new constructions and repair work on confined, small and medium scale construction projects, e.g. walkways and cycle paths, parking lots, play and sports grounds. Support for large tandem rollers in road construction, e.g. rolling of joints, pre-compaction.

PRE 650 36 010



Dimensions in mm

	A	B	C	D	H	H2	K	L	O	S	W
BW 135 AD-5	1900	1390	700	900	1900	2700	340	2840	44	16	1300
BW 138 AD-5	1900	1468	700	900	1900	2700	340	2840	44	18	1380



Standard Equipment

- Hydrostatic travel and vibration drive
- 2 scrapers per drum, spring loaded and tiltable
- Pressure sprinkler system with interval switch
- Multi function travel lever
- Multi-function display incl. operating hour meter
- Water level
- Electronic fuel gauge
- Emergency STOP
- Individual control, vibration
- Intelligent Vibration Control (IVC)
- Integrated stowage compartment
- Sliding seat incl. double travel lever
- Seat contact switch
- 12V socket
- Working lights front and rear
- Vandalism protection
- Lockable engine hood made of composite material
- Lashing eyes, galvanized
- Single point lifting device
- Back-up alarm



Optional Equipment

- *Foldable ROPS incl. seat belt
- Sun roof, rigid
- Sun roof, foldable with ROPS
- Weather protection for sun roof
- Weather protection cabin
- Seat heating
- ECONOMIZER with asphalt temperature display
- Temperature display
- BOMAG TELEMATIC
- Indicator and hazard lights
- Rotary beacon
- Optional lighting on ROPS
- Lighting for drum edge
- Battery disconnect switch
- Environmentally compliant hydraulic oil
- Theft protection
- Edge cutter-right/left
- Gravel scatterer
- Hydraulically adjustable crabwalk (50mm)
- Pointer
- Special painting
- Backup warning buzzer with broadband technology
- Flow divider
- 2. Amplitude:0,2mm
- ECOSTOP

* Standard delivery with CE conformity (valid within European Union)

TECHNICAL DATA

Weights

Operating weight w. ROPS CECE	kg
Average static linear load CECE	kg/cm
Grossweight	kg

Dimensions

Working width	mm
Track radius, inner	mm

Driving Characteristics

Speed	km/h
Working speed with vibration	km/h
Max. gradeability without/with vibr.	%

Drive

Engine manufacturer	
Type	
Emission stage	
Exhaust gas aftertreatment	
Cooling	
Number of cylinders	
Performance ISO 14396	kW
Performance SAE J 1995	hp
Speed	min-1
Speed adjustment 1	min-1
Speed adjustment 2	min-1
Electric equipment	V
Driven drum	

Brakes

Service brake	
Parking brake	

Steering

Steering system	
Steering method	
Steering / oscillating angle +/-	grad
Crab walk	

Exciter system

Vibrating drum	
Drive system	
Frequency	Hz
Amplitude	mm
Centrifugal force	kN

Sprinkler System

Type of sprinkling	
--------------------------	--

Capacities

Fuel	l
Water	l

BOMAG BW 135 AD-5

4.000
15,4
4.200

1.300
2.665

0- 10,0
0- 10,0
40/30

Kubota
V2403
Stage V / TIER4f
DPF
water
4
34,1
45,7
2.400
2.300
2.530
12
front + rear

hydrost.
hydromec.

oscil.artic.
hydrost.
32/10
0- 50

front + rear
hydrost.
50/56
0,50
39/48

pressure

55,0
310,0

BOMAG BW 138 AD-5

4.500
16,3
4.700

1.380
2.616

0- 10,0
0- 10,0
40/30

Kubota
V2403
Stage V / TIER4f
DPF
water
4
34,1
45,7
2.400
2.300
2.530
12
front + rear

hydrost.
hydromec.

oscil.artic.
hydrost.
32/10
0- 50

front + rear
hydrost.
50/56
0,50
45/57

pressure

55,0
310,0

TANDEM ROLLERS

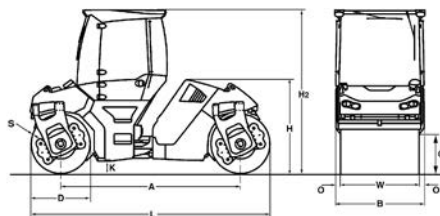
BW 141 AD-5, BW 151 AD-5, BW 154 AD-5



Fields of application:

Compaction of asphalt layers, wear courses and frost blanket layers in new constructions and maintenance work on medium to large scale construction projects, e.g. roads, agricultural roads and parking lots. The BW 154 AD-5 has split drums, this eases work in curves.

PRE 921 00 010



Dimensions in mm

	A	B	C	D	H	H2	K	L	O	S	W
BW 141 AD - 5	3300	1664	730	1100	2240	3000	250	4400	82	16	1500
BW 151 AD - 5	3300	1844	730	1100	2200	3000	250	4400	82	16	1680
BW 154 AD - 5	3300	1844	730	1100	2240	3000	250	4400	82	16	1680



Standard Equipment

- 2 amplitudes / 2 frequencies
- ECOMODE
- Autom. vibration operation
- Individual vibration control
- Driver's seat, slewable
 - laterally slidable with steering wheel
- Emergency stop button
- On-board computer
 - engine speed
 - Speedometer
 - Fuel consumption
 - Engine temperature
- V-belt protection
- Pressure sprinkling system with 2 pumps
- Indicator and hazard lights
- Back-up alarm
- Battery disconnect switch
- Compartments for documents and tools



Optional Equipment

- ROPS cabin with seat belts
 - + heating, Ventilation
 - + 4 Working head lights
- ROPS cabin with air conditioning
- Rotary beacon
- Crab-walk to both sides (170mm)
- 2 LED-lights for cabin roof (flatbeam)
- Edge cutter
- Special painting
- Environmentally compliant hydraulic oil
- Radio/Radio preparation
- ROPS/FOPS with safety belt
- Precision spreader BS150 laterally slidable
- Asphalt temperature display
- Lighting for drum edge front and rear
- Seat heating
- Frequency 70Hz
- Approval by the German TÜV
- BOMAG TELEMATIC POWER
- Outside mirrors
- ECONOMIZER
- BCM-Documentation system

TECHNICAL DATA

Weights

Operating weight CECE w. cab.	kg
Axle load, front CECE	kg
Axle load, rear CECE	kg
Static linear load, front CECE	kg/cm
Static linear load, rear CECE	kg/cm
Grossweight	kg

Dimensions

Track radius, inner	mm
---------------------------	----

Drums

Split drum	
------------------	--

Driving Characteristics

Max. travel speed	km/h
Max. gradeability without/with vibr. ...	%

Drive

Engine manufacturer	
Type	
Emission stage	
Exhaust gas aftertreatment	
Cooling	
Number of cylinders	
Performance ISO 14396	kW
Performance SAE J 1995	hp
Speed	min-1
Electric equipment	V

Brakes

Service brake	
Parking brake	

Steering

Steering system	
-----------------------	--

Exciter system

Vibrating drum	
Autom. vibr. shut off	
Frequency	Hz
Amplitude	mm
Centrifugal force	kN
Centrifugal force	t

Capacities

Fuel	l
Water	l

BOMAG BW 141 AD - 5

6.900
3.560
3.340
23,7
22,3
8.700

4.480

no

0- 12,0
40/30

Kubota
V3307 CR-T
StageV / TIER4f
DOC+DPF
Liquid
4
55,4
74,3
2.400
12

hydrost.
multi disc

oscil.artic.

front + rear
standard
45/55
0,71/0,28
75/45
7,6/4,6

125,0
600,0

BOMAG BW 151 AD - 5

7.600
3.900
3.700
23,2
22,0
9.300

4.390

no

0- 12,0
40/30

Kubota
V3307 CR-T
StageV / TIER4f
DOC+DPF
Liquid
4
55,4
74,3
2.400
12

hydrost.
multi disc

oscil.artic.

front + rear
standard
45/55
0,68/0,26
75/45
7,6/4,6

125,0
600,0

BOMAG BW 154 AD - 5

8.300
4.250
4.050
25,3
24,1
9.900

4.390

front + rear

0- 12,0
36/30

Kubota
V3307 CR-T
StageV / TIER4f
DOC+DPF
Liquid
4
55,4
74,3
2.400
12

hydrost.
multi disc

oscil.artic.

front + rear
standard
45/55
0,61/0,30
89/65
9,1/6,6

125,0
600,0

TANDEM ROLLERS

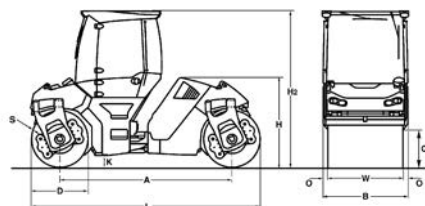
BW 151 AD-5 H, BW 151 AD-5 SH, BW 154 AD-5 SH



Fields of application:

Compaction of asphalt layers, wear courses and frost blanket layers in new constructions and maintenance work on medium to large scale construction projects, e.g. roads, agricultural roads and parking lots. The BW 154 AD-5 has split drums, this eases work in curves.

PRE 921 00 020



Dimensions in mm

	A	B	C	D	H	H2	K	L	O	S	W
BW 151 AD-5 H	3300	1844	730	1100	2200	3000	250	4400	82	16	1680
BW 151 AD-5 SH	3300	1844	730	1100	2200	3000	250	4400	82	16	1680
BW 154 AD-5 SH	3300	1844	730	1100	2240	3000	250	4400	82	16	1680



Standard Equipment

- 2 amplitudes / 2 frequencies
- ECOMODE
- Autom. vibration operation
- Individual vibration control
- Driver's seat, slewable
 - laterally slidable with steering wheel
- Emergency stop button
- On-board computer
 - engine speed
 - Speedometer
 - Fuel consumption
 - Engine temperature
- V-belt protection
- Pressure sprinkling system with 2 pumps
- Indicator and hazard lights
- Back-up alarm
- Battery disconnect switch
- Compartments for documents and tools



Optional Equipment

- ROPS cabin with seat belts
 - + heating, Ventilation
 - + 4 Working head lights
- ROPS cabin with air conditioning
- Rotary beacon
- Crab-walk to both sides (170mm)
- 2 LED-lights for cabin roof (flatbeam)
- Edge cutter
- Special painting
- Environmentally compliant hydraulic oil
- Radio/Radio preparation
- ROPS/FOPS with safety belt
- Asphalt temperature display
- Lighting for drum edge front and rear
- Seat heating
- Frequency 70Hz
- Approval by the German TÜV
- BOMAG TELEMATIC POWER
- Outside mirrors
- ECONOMIZER
- BCM-Documentation system

TECHNICAL DATA

Weights

Operating weight CECE w. cab.	kg
Axle load, front CECE	kg
Axle load, rear CECE	kg
Static linear load, front CECE	kg/cm
Static linear load, rear CECE	kg/cm
Grossweight	kg

Dimensions

Track radius, inner	mm
---------------------------	----

Drums

Split drum	
------------------	--

Driving Characteristics

Max. travel speed	km/h
Max. gradeability without/with vibr. ...	%

Drive

Engine manufacturer	
Type	
Emission stage	
Exhaust gas aftertreatment	
Cooling	
Number of cylinders	
Performance ISO 14396	kW
Performance SAE J 1995	hp
Speed	min-1
Electric equipment	V

Brakes

Service brake	
Parking brake	

Steering

Steering system	
-----------------------	--

Exciter system

Vibrating drum	
Autom. vibr. shut off	
Frequency	Hz
Amplitude	mm
Centrifugal force	kN
Centrifugal force	t

Capacities

Fuel	l
Water	l

BOMAG BW 151 AD-5

8.420
4.310
4.110
25,7
24,5
9.300

4.390

no

0- 12,0
40/30

Kubota
V3307 CR-T
StageV / TIER4f
DOC+DPF
Liquid
4
55,4
74,3
2.400
12

hydrost.
multi disc

oscil.artic.

front + rear
standard
45/55
0,68/0,26
75/45
7,6/4,6

125,0
600,0

BOMAG BW 151 AD-5 SH

9.020
4.610
4.410
27,4
26,3
9.300

4.390

no

0- 12,0
40/30

Kubota
V3307 CR-T
StageV / TIER4f
DOC+DPF
Liquid
4
55,4
74,3
2.400
12

hydrost.
multi disc

oscil.artic.

front + rear
standard
45/55
0,68/0,26
75/45
7,6/4,6

125,0
600,0

BOMAG BW 154 AD-5 SH

9.120
4.660
4.460
27,7
26,5
9.900

4.390

front + rear

0- 12,0
36/30

Kubota
V3307 CR-T
StageV / TIER4f
DOC+DPF
Liquid
4
55,4
74,3
2.400
12

hydrost.
multi disc

oscil.artic.

front + rear
standard
45/55
0,61/0,30
89/65
9,1/6,6

125,0
600,0

TANDEM ROLLERS

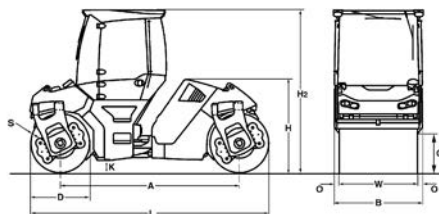
BW 161 AD-5, BW 190 AD-5, BW 202 AD-5



Fields of application:

Compaction of asphalt layers, wear courses and frost blanket layers in new constructions and maintenance work on medium to large scale construction projects, e.g. roads, airports, parking lots.

PRE 921 10 010



Dimensions in mm

	A	B	C	D	H	H2	K	L	O	S	W
BW 161 AD-5	3620	1836	670	1220	2315	3050	250	4840	78	17	1680
BW 190 AD-5	3620	2146	670	1220	2315	3050	250	4840	78	19	1990
BW 202 AD-5	3620	2291	670	1220	2315	3050	250	4840	78	19	2135



Standard Equipment

- 2 amplitudes / 2 frequencies
- ECOMODE
- Autom. vibration operation
- Individual vibration control
- Driver's seat, slewable
 - laterally slidable with steering wheel
- Emergency stop button
- On-board computer
 - engine speed
 - Speedometer
 - Fuel consumption
 - Engine temperature
- V-belt protection
- Pressure sprinkling system with 2 pumps
- Indicator and hazard lights
- Back-up alarm
- Battery disconnect switch
- Compartments for documents and tools



Optional Equipment

- ROPS cabin with seat belts
 - + heating, Ventilation
 - + 4 Working head lights
- ECONOMIZER
- BCM-Documentation system
- ROPS cabin with air conditioning
- Rotary beacon
- Crab-walk to both sides (170mm)
- 2 LED-lights for cabin roof (flatbeam)
- Edge cutter
- Special painting
- Environmentally compliant hydraulic oil
- Radio/Radio preparation
- ROPS/FOPS with safety belt
- Precision spreader BS180 laterally slidable
- Precision spreader BS180
- Asphalt temperature display
- Lighting for drum edge front and rear
- Seat heating
- Frequency
 - 67Hz(BW161), 70Hz(BW190/202)
- Approval by the German TÜV
- BOMAG TELEMATIC POWER
- Outside mirrors

TECHNICAL DATA

		BOMAG BW 161 AD-5	BOMAG BW 190 AD-5	BOMAG BW 202 AD-5
Weights				
Operating weight CECE w. cab.	kg	10.000	12.050	12.300
Axle load, front CECE	kg	5.100	6.200	6.350
Axle load, rear CECE	kg	4.900	5.850	5.950
Static linear load, front CECE	kg/cm	30,4	31,0	29,7
Static linear load, rear CECE	kg/cm	29,2	29,3	27,9
Grossweight	kg	11.000	13.000	13.500
Dimensions				
Track radius, inner	mm	4.900	4.745	4.673
Length (without towing hitch)	mm	4.840	4.840	4.840
Driving Characteristics				
Max. travel speed	km/h	0- 12,0	0- 15,0	0- 12,0
Max. gradeability without/with vibr. ...	%	35/30	35/30	35/30
Drive				
Engine manufacturer		Deutz	Deutz	Deutz
Type		TCD 3.6 L4	TCD 3.6 L4	TCD 3.6 L4
Emission stage		Stage IV / TIER4f	Stage IV / TIER4f	Stage IV / TIER4f
Exhaust gas aftertreatment		DOC+SCR	DOC+SCR	DOC+SCR
Cooling		Liquid	Liquid	Liquid
Number of cylinders		4	4	4
Performance ISO 14396	kW	95,0	95,0	95,0
Performance SAE J 1995	hp	127,0	127,0	127,0
Speed	min-1	2.300	2.300	2.300
Electric equipment	V	12	12	12
Brakes				
Service brake		hydrost.	hydrost.	hydrost.
Parking brake		multi disc	multi disc	multi disc
Steering				
Steering system		oscil.artic.	oscil.artic.	oscil.artic.
Exciter system				
Vibrating drum		front + rear	front + rear	front + rear
Autom. vibr. shut off		standard	standard	standard
Frequency	Hz	40/53	40/53	40/53
Amplitude	mm	0,87/0,44	0,90/0,34	0,84/0,31
Centrifugal force	kN	95/90	126/88	126/88
Centrifugal force	t	9,7/9,2	12,8/9,0	12,8/9,0
Capacities				
Fuel	l	145,0	145,0	145,0
Water	l	750,0	750,0	750,0

TANDEM ROLLERS

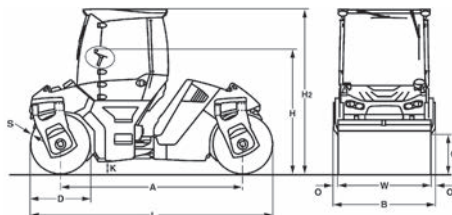
BW 191 AD-5, BW 206 AD-5



Fields of application:

Compaction of asphalt layers, wear courses and frost blanket layers in new constructions and maintenance work on medium to large scale construction projects, e.g. roads, airports, parking lots.

PRE 921 20 010



Dimensions in mm

	A	B	C	D	H	H2	K	L	O	S	W
BW 191 AD-5	3900	2178	760	1400	2364	3093	250	5300	89	19	2000
BW 206 AD-5	3900	2313	760	1400	2364	3093	250	5300	89	19	2135



Standard Equipment

- 2 amplitudes / 2 frequencies
- ECOMODE
- Autom. vibration operation
- Individual vibration control
- Driver's seat, slewable
 - laterally slidable with steering wheel
- Emergency stop button
- On-board computer
 - engine speed
 - Speedometer
 - Fuel consumption
 - Engine temperature
- V-belt protection
- Pressure sprinkling system with 2 pumps
- Indicator and hazard lights
- Back-up alarm
- Battery disconnect switch
- Compartments for documents and tools



Optional Equipment

- ROPS cabin with seat belts
 - + heating, Ventilation
 - + 4 Working head lights
- ECONOMIZER
- BCM-Documentation system
- ROPS cabin with air conditioning
- Rotary beacon
- Crab-walk to both sides (170mm)
- 2 LED-lights for cabin roof (flatbeam)
- Edge cutter
- Special painting
- Environmentally compliant hydraulic oil
- Radio/Radio preparation
- ROPS/FOPS with safety belt
- Asphalt temperature display
- Lighting for drum edge front and rear
- Seat heating
- Frequency 70Hz
- Approval by the German TÜV
- BOMAG TELEMATIC POWER
- Outside mirrors

TECHNICAL DATA

Weights

Operating weight CECE w. cab.	kg
Axle load, front CECE	kg
Axle load, rear CECE	kg
Static linear load, front CECE	kg/cm
Static linear load, rear CECE	kg/cm
Grossweight	kg

Dimensions

Track radius, inner	mm
---------------------------	----

Driving Characteristics

Max. travel speed	km/h
-------------------------	------

Drive

Engine manufacturer	
Type	
Emission stage	
Exhaust gas aftertreatment	
Cooling	
Number of cylinders	
Performance ISO 14396	kW
Performance SAE J 1995	hp
Speed	min-1
Electric equipment	V

Brakes

Service brake	
Parking brake	

Steering

Steering system	
-----------------------	--

Exciter system

Vibrating drum	
Autom. vibr. shut off	
Frequency	Hz
Amplitude	mm
Centrifugal force	kN
Centrifugal force	t

Capacities

Fuel	l
Water	l

BOMAG BW 191 AD-5

13.500
6.650
6.850
33,3
34,3
14.600

5.190

0- 12,0

Deutz
TCD 4.1 L04
Stage IV / TIER4f
DPF+SCR
Liquid
4
105,0
141,0
2.300
12

hydrost.
multi disc

oscil.artic.

front + rear standard
40/50
0,94/0,44
129/94
13,1/9,6

165,0
970,0

BOMAG BW 206 AD-5

14.100
6.950
7.150
32,6
33,5
16.000

5.117

0- 12,0

Deutz
TCD 4.1 L04
Stage IV / TIER4f
DPF+SCR
Liquid
4
105,0
141,0
2.300
12

hydrost.
multi disc

oscil.artic.

front + rear standard
40/50
0,92/0,42
129/95
13,1/9,7

165,0
970,0

TANDEM ROLLERS

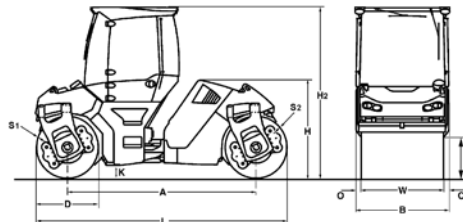
BW 151 AD-5 AM, BW 161 AD-5 AM



Fields of application:

ASPHALT MANAGER (AM 2) is an intelligent compaction system which automatically regulates amplitude. The AM 2 system is the enhanced successor to ASPHALT MANAGER with EVIB display (MN/m²). Real-time compaction progress is displayed visually. The EVIB value is the measuring and control base-line.

PRE 921 03 010



Dimensions in mm

	A	B	C	D	H	H2	K	L	O	S1	S2	W
BW 151 AD - 5 AM3300	1844	730	1100	2240	3000	250	4400	82	16	16	1680	
BW 161 AD-5 AM 3620	1836	670	1220	2315	3050	250	4840	78	19	17	1680	



Standard Equipment

- ASPHALT MANAGER 2
- Highly wear resistant AM drum
- Oscillation mode
- 2 amplitudes / 2 frequencies rear
- ECOMODE
- Autom. vibration operation
- Individual vibration control
- Swivel seat with integrated electronic steering wheel
- Emergency stop button
- V-belt protection
- Pressure sprinkling system with 2 pumps
- Indicator and hazard lights
- Back-up alarm
- Battery disconnect switch
- Compartments for documents and tools
- BOMAG OPERATION PANEL (BOP)
- EVIB-Control panel
- Asphalt temperature display



Optional Equipment

- ROPS cabin with seat belts
+ heating, Ventilation
+ 4 Working head lights
- ROPS cabin with air conditioning
- Rotary beacon
- Crab-walk to both sides (170mm)
- 2 LED-lights for cabin roof (flatbeam)
- Edge cutter
- Special painting
- Environmentally compliant hydraulic oil
- Radio/Radio preparation
- Precision spreader laterally slidable
- Precision spreader
- Printer for ASPHALT MANAGER 2
- Lighting for drum edge front and rear
- Seat heating
- Approval by the German TÜV
- BOMAG TELEMATIC POWER
- Outside mirrors
- BCM-Documentation system

TECHNICAL DATA

Weights

Operating weight CECE w. ROPS-cabin	kg
Grossweight	kg
Axle load, front CECE	kg
Axle load, rear CECE	kg
Static linear load, front CECE	kg/cm
Static linear load, rear CECE	kg/cm

Dimensions

Track radius, inner	mm
Length (without towing hitch)	mm

Driving Characteristics

Max. travel speed	km/h
Max. gradeability without/with vibr.	%

Drive

Engine manufacturer	
Type	
Emission stage	
Exhaust gas aftertreatment	
Cooling	
Number of cylinders	
Performance ISO 14396	kW
Performance SAE J 1995	hp
Speed	min-1
Electric equipment	V

Brakes

Service brake	
Parking brake	

Steering

Steering system	
-----------------------	--

Exciter system

Vibrating drum	
Autom. vibr. shut off	
Frequency	Hz
Amplitude	mm
Centrifugal force	kN
Centrifugal force	t

Vario system

ASPHALT MANAGER	
Frequency	Hz
Amplitude directed	
Amplitude	mm
Centifugal force	kN
Centifugal force	t

Capacities

Fuel	l
Water	l

BOMAG BW 151 AD - 5 AM

7.900
9.000
4.050
3.850
24,1
22,9

4.390
4.400

0- 12,0
40/30

Kubota
V3307 CR-T
StageV / TIER4f
DOC+DPF
Liquid
4
55,4
74,3
2.400
12

hydrost.
multi disc

oscil.artic.

rear
standard
46/45
0,68/0,27
75/30
7,6/3,1

front
46
autom./variable
0- 0,89
142
14,5

125,0
600,0

BOMAG BW 161 AD-5 AM

10.200
11.500
5.300
4.900
31,6
29,2

4.900
4.840

0- 12,0
40/30

Deutz
TCD 3.6 L4
Stage IV / TIER4f
DOC+SCR
Liquid
4
95,0
127,0
2.300
12

hydrost.
multi disc

oscil.artic.

rear
standard
46/45
0,87/0,44
97/51
9,9/5,2

front
46
autom./variable
0- 0,92
152
15,5

145,0
750,0

TANDEM ROLLERS

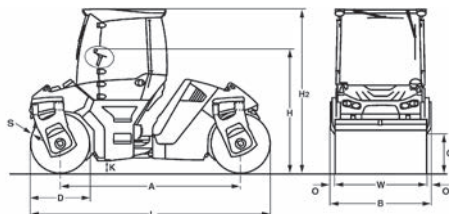
BW 191 AD-5 AM, BW 206 AD-5 AM



Fields of application:

ASPHERAL MANAGER (AM 2) is an intelligent compaction system which automatically regulates amplitude. The AM 2 system is the enhanced successor to ASPHERAL MANAGER with EVIB display (MN/m²). Real-time compaction progress is displayed visually. The EVIB value is the measuring and control base-line.

PRE 921 13 010



Dimensions in mm

	A	B	C	D	H	H2	K	L	O	S1	S2	W
BW 191 AD-5 AM	3900	2178	760	1400	2364	3098	250	5300	89	22	19	2000
BW 206 AD-5 AM	3900	2313	760	1400	2364	3098	250	5300	89	22	19	2135



Standard Equipment

- ASPHERAL MANAGER 2
- Highly wear resistant AM drum
- Oscillation mode
- 2 amplitudes / 2 frequencies rear
- ECOMODE
- Autom. vibration operation
- Individual vibration control
- Swivel seat with integrated electronic steering wheel
- Emergency stop button
- V-belt protection
- Pressure sprinkling system with 2 pumps
- Indicator and hazard lights
- Back-up alarm
- Battery disconnect switch
- Compartments for documents and tools
- BOMAG OPERATION PANEL (BOP)
- EVIB-Control panel
- Asphalt temperature display



Optional Equipment

- ROPS cabin with seat belts
+ heating, Ventilation
+ 4 Working head lights
- ROPS cabin with air conditioning
- Rotary beacon
- Crab-walk to both sides (170mm)
- 2 LED-lights for cabin roof (flatbeam)
- Edge cutter
- Special painting
- Environmentally compliant hydraulic oil
- Radio/Radio preparation
- Printer for ASPHERAL MANAGER 2
- Lighting for drum edge front and rear
- Seat heating
- Approval by the German TÜV
- BOMAG TELEMATIC POWER
- Outside mirrors
- BCM-Documentation system

TECHNICAL DATA

Weights

Operating weight CECE w. ROPS-cabin	kg
Grossweight	kg
Axle load, front CECE	kg
Axle load, rear CECE	kg
Static linear load, front CECE	kg/cm
Static linear load, rear CECE	kg/cm

Dimensions

Track radius, inner	mm
Length (without towing hitch)	mm

Driving Characteristics

Max. travel speed	km/h
Max. gradeability without/with vibr.	%

Drive

Engine manufacturer	
Type	
Emission stage	
Exhaust gas aftertreatment	
Cooling	
Number of cylinders	
Performance ISO 14396	kW
Performance SAE J 1995	hp
Speed	min-1

Brakes

Service brake	
Parking brake	

Steering

Steering system	
-----------------------	--

Exciter system

Vibrating drum	
Autom. vibr. shut off	
Frequency	Hz
Amplitude	mm
Centrifugal force	kN
Centrifugal force	t

Vario system

ASPHALT MANAGER	
Frequency	Hz
Amplitude directed	
Amplitude	mm
Centrifugal force	kN
Centrifugal force	t

Capacities

Fuel	l
Water	l

BOMAG BW 191 AD-5 AM

13.900
15.000
7.050
6.850
35,3
34,3

5.190
5.300

0- 12,0
35/30

Deutz
TCD 4.1 L04
Stage IV / TIER4f
DPF+SCR
Liquid
4
105,0
141,0
2.300

hydrost.
multi disc

oscil.artic.

front + rear
standard
46/45
0,94/0,44
163/75
16,6/7,6

front
46
autom./variable
0- 0,87
120
12,2

165,0
970,0

BOMAG BW 206 AD-5 AM

14.500
16.000
7.350
7.150
34,4
33,5

5.117
5.300

0- 12,0
35/30

Deutz
TCD 4.1 L04
Stage IV / TIER4f
DPF+SCR
Liquid
4
105,0
141,0
2.300

hydrost.
multi disc

oscil.artic.

front + rear
standard
46/45
0,92/0,42
163/75
16,6/7,6

front
46
autom./variable
0- 0,85
120
12,2

165,0
970,0

TANDEM ROLLERS

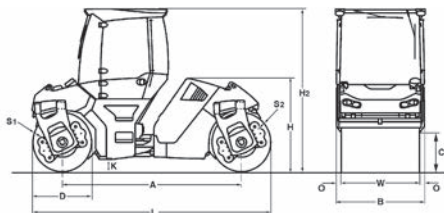
BW 161 ADO-5, BW 190 ADO-5, BW 202 ADO-5



Fields of application:

Tangential oscillation TanGO is an exciter system developed by BOMAG using oscillating vibration technology and is suitable for low vibration compaction work on bridges, close to buildings and on thin layers. Depending on the compaction specification, vibratory compaction can be combined with oscillation, or used separately. This makes the BW 161 ADO-5 an exceptionally effective and versatile roller in the 10 t class, easy to operate and requiring very little maintenance.

PRE 921 30 010



Dimensions in mm

	A	B	C	D	H	H2	K	L	O	S1	S2	W
BW 161 ADO-5	3620	1836	670	1220	2315	3050	250	4840	78	17	20	1680
BW 190 ADO-5	3620	2146	670	1220	2315	3050	250	4840	78	19	20	1990
BW 202 ADO-5	3620	2291	670	1220	2315	3050	250	4840	78	19	20	2135



Standard Equipment

- Front drum vibration: 2 amplitudes / 2 frequencies
- TanGO Rear drum Oscillation: 1 Amplitude/ 1 Frequency
- Highly wear resistant oscillation drum
- ECOMODE
- Autom. vibration operation
- Vibration and oscillation individually switchable
- Driver's seat, slewable
 - laterally slidable with steering wheel
- Emergency stop button
- On-board computer
 - engine speed
 - Speedometer
 - Fuel consumption
 - Engine temperature
- V-belt protection
- Pressure sprinkling system with 2 pumps
- Indicator and hazard lights
- Back-up alarm
- Battery disconnect switch
- Compartments for documents and tools



Optional Equipment

- ROPS cabin with seat belts
 - + heating, Ventilation
 - + 4 Working head lights
- ROPS cabin with air conditioning
- Rotary beacon
- Crab-walk to both sides (170mm)
- 2 LED-lights for cabin roof (flatbeam)
- Edge cutter
- Special painting
- Environmentally compliant hydraulic oil
- Radio/Radio preparation
- ROPS/FOPS with safety belt
- Precision spreader BS180 laterally slidable
- Precision spreader BS180
- Asphalt temperature display
- Lighting for drum edge front and rear
- Seat heating
- Frequency
 - 67Hz(BW161), 70Hz(BW190/202)
- Approval by the German TÜV
- BOMAG TELEMATIC POWER
- Outside mirrors
- ECONOMIZER
- BCM-Documentation system

TECHNICAL DATA

		BOMAG BW 161 ADO-5	BOMAG BW 190 ADO-5	BOMAG BW 202 ADO-5
Weights				
Operating weight CECE w. cab.	kg	9.900	11.800	11.950
Axle load, front CECE	kg	5.100	6.200	6.350
Axle load, rear CECE	kg	4.800	5.600	5.600
Static linear load, front CECE	kg/cm	30,4	31,0	29,7
Static linear load, rear CECE	kg/cm	28,6	28,1	26,2
Grossweight	kg	10.900	13.000	13.300
Dimensions				
Track radius, inner	mm	4.900	4.745	4.673
Driving Characteristics				
Max. travel speed	km/h	0- 12,0	0- 15,0	0- 12,0
Max. gradeability without/with vibr. ...	%	35/30	35/30	35/30
Drive				
Engine manufacturer		Deutz	Deutz	Deutz
Type		TCD 3.6 L4	TCD 3.6 L4	TCD 3.6 L4
Emission stage		Stage IV / TIER4f	Stage IV / TIER4f	Stage IV / TIER4f
Exhaust gas aftertreatment		DOC+SCR	DOC+SCR	DOC+SCR
Cooling		Liquid	Liquid	Liquid
Number of cylinders		4	4	4
Performance ISO 14396	kW	95,0	95,0	95,0
Performance SAE J 1995	hp	127,0	127,0	127,0
Speed	min-1	2.300	2.300	2.300
Electric equipment	V	12	12	12
Brakes				
Service brake		hydrost.	hydrost.	hydrost.
Parking brake		multi disc	multi disc	multi disc
Steering				
Steering system		oscil.artic.	oscil.artic.	oscil.artic.
Exciter system				
Vibrating drum		front	front	front
Autom. vibr. shut off		standard	standard	standard
Frequency	Hz	40/53	40/55	40/55
Amplitude	mm	0,87/0,44	0,90/0,34	0,84/0,31
Centrifugal force	kN	95/90	126/88	126/88
Centrifugal force	t	9,7/9,2	12,8/9,0	12,8/9,0
Oscillating drum		rear	rear	rear
O. Frequency	Hz	40	40	40
O. Amplitude	mm	1,03	1,01	1,02
Capacities				
Fuel	l	145,0	145,0	145,0
Water	l	750,0	750,0	750,0

TANDEM ROLLERS

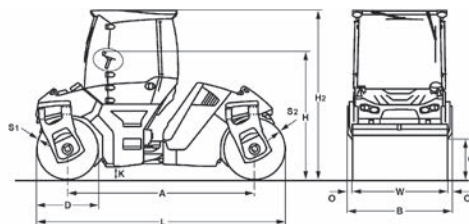
BW 191 ADO-5, BW 206 ADO-5



Fields of application:

Tangential oscillation TanGO is an exciter system developed by BOMAG using oscillating vibration technology and is suitable for low vibration compaction work on bridges, close to buildings and on thin layers. Depending on the compaction specification, vibratory compaction can be combined with oscillation, or used separately. Easy to operate and requiring very little maintenance.

PRE 921 33 010



Dimensions in mm

	A	B	C	D	H	H2	K	L	O	S1	S2	W
BW 191 ADO-5	3900	2178	760	1400	2364	3093	250	5300	89	19	20	2000
BW 206 ADO-5	3900	2313	760	1400	2364	3093	250	5300	89	19	20	2135



Standard Equipment

- Front drum vibration: 2 amplitudes / 2 frequencies
- TanGO Rear drum Oscillation: 1 Amplitude/ 1 Frequency
- Highly wear resistant oscillation drum
- ECOMODE
- Autom. vibration operation
- Vibration and oscillation individually switchable
- Driver's seat, slewable
 - laterally slidable with steering wheel
- Emergency stop button
- On-board computer
 - engine speed
 - Speedometer
 - Fuel consumption
 - Engine temperature
- V-belt protection
- Pressure sprinkling system with 2 pumps
- Indicator and hazard lights
- Back-up alarm
- Battery disconnect switch
- Compartments for documents and tools



Optional Equipment

- ROPS cabin with seat belts
 - + heating, Ventilation
 - + 4 Working head lights
- ROPS cabin with air conditioning
- Rotary beacon
- Crab-walk to both sides (170mm)
- 2 LED-lights for cabin roof (flatbeam)
- Edge cutter
- Special painting
- Environmentally compliant hydraulic oil
- Radio/Radio preparation
- ROPS/FOPS with safety belt
- Asphalt temperature display
- Lighting for drum edge front and rear
- Seat heating
- Frequency 70Hz
- Approval by the German TÜV
- BOMAG TELEMATIC POWER
- Outside mirrors
- ECONOMIZER
- BCM-Documentation system

TECHNICAL DATA

Weights

Operating weight CECE w. cab.	kg
Axle load, front CECE	kg
Axle load, rear CECE	kg
Static linear load, front CECE	kg/cm
Static linear load, rear CECE	kg/cm
Grossweight	kg

Dimensions

Track radius, inner	mm
---------------------------	----

Driving Characteristics

Max. travel speed	km/h
-------------------------	------

Drive

Engine manufacturer	
Type	
Emission stage	
Exhaust gas aftertreatment	
Cooling	
Number of cylinders	
Performance ISO 14396	kW
Performance SAE J 1995	hp
Speed	min-1
Electric equipment	V

Brakes

Service brake	
Parking brake	

Steering

Steering system	
-----------------------	--

Exciter system

Vibrating drum	
Autom. vibr. shut off	
Frequency	Hz
Amplitude	mm
Centrifugal force	kN
Centrifugal force	t
Oscillating drum	
O. Frequency	Hz
O. Amplitude	mm

Capacities

Fuel	l
Water	l

BOMAG BW 191 ADO-5

13.300
6.650
6.750
33,3
33,8
14.600

5.190

0- 12,0

Deutz
TCD 4.1 L04
Stage IV / TIER4f
DPF+SCR
Liquid
4
105,0
141,0
2.300
12

hydrost.
multi disc

oscil.artic.

front + rear
standard
40/50
0,94/0,44
129/95
13,1/9,7
rear
40
1,04

165,0
970,0

BOMAG BW 206 ADO-5

13.700
6.950
6.750
32,6
31,6
16.000

5.117

0- 12,0

Deutz
TCD 4.1 L04
Stage IV / TIER4f
DPF+SCR
Liquid
4
105,0
141,0
2.300
12

hydrost.
multi disc

oscil.artic.

front + rear
standard
40/50
0,94/0,44
129/95
13,1/9,7
rear
40
1,03

165,0
970,0

TANDEM ROLLERS

BW 141 AD-50, BW 151 AD-50



Fields of application:

Compaction of asphalt layers, wear courses and frost blanket layers in new constructions and maintenance work on medium to large scale construction projects, e.g. roads, ways, parking lots.

PRE 921 08 010



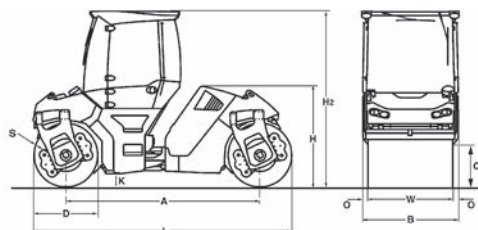
Standard Equipment

- 2 amplitudes / 2 frequencies
- Autom. vibration operation
- Individual vibration control
- Driver's seat, slewable (-15/+75°)
 - laterally slidable with steering wheel
- V-belt protection
- Pressure sprinkling system with 2 pumps
- Back-up alarm
- Battery disconnect switch
- Folding scrapers



Optional Equipment

- ROPS cabin with seat belts
 - + heating, Ventilation
 - + 4 Working head lights
- ROPS cabin with air conditioning
- Rotary beacon
- 2 LED-lights for cabin roof (flatbeam)
- ROPS/FOPS
- Asphalt temperature display
- Crab-walk to both sides (170mm)
- BOMAG TELEMATIC START
- Compartments for documents and tools
- Outside mirrors
- Working lights
- Lights with german regulations
- Frequency 70Hz
- Additional weight 600kg (BW151AD-50)
- BCM-Documentation system
- ECONOMIZER
- Edge cutter



Dimensions in mm

	A	B	C	D	H	H2	K	L	O	S	W
BW 141 AD-50	3300	1664	730	1100	2240	3000	250	4400	82	16	1500
BW 151 AD-50	3300	1844	730	1100	2200	3000	250	4400	82	16	1680

TECHNICAL DATA

Weights

Operating weight CECE w. cab.	kg
Axle load, front CECE	kg
Axle load, rear CECE	kg
Static linear load, front CECE	kg/cm
Static linear load, rear CECE	kg/cm
Grossweight	kg

Dimensions

Track radius, inner	mm
---------------------------	----

Driving Characteristics

Max. travel speed	km/h
Max. gradeability without/with vibr.	%

Drive

Engine manufacturer	
Type	
Emission stage	
Cooling	
Number of cylinders	
Performance ISO 14396	kW
Performance SAE J 1995	hp
Speed	min-1
Electric equipment	V

Brakes

Service brake	
Parking brake	

Steering

Steering system	
-----------------------	--

Exciter system

Vibrating drum	
Autom. vibr. shut off	
Frequency	Hz
Amplitude	mm
Centrifugal force	kN
Centrifugal force	t

Capacities

Fuel	l
Water	l

BOMAG BW 141 AD-50

6.900
3.560
3.340
23,7
22,3
8.700

4.480

0- 11,0
40/30

Kubota
V 3307 DI-T
Stage IIIa / TIER4i
Liquid
4
55,4
74,3
2.200
12

hydrost.
multi disc

oscil.artic.

front + rear
standard
45/55
0,71/0,28
75/45
7,6/4,6

125,0
600,0

BOMAG BW 151 AD-50

7.600
3.900
3.700
23,2
22,0
9.300

4.390

0- 11,0
40/30

Kubota
V 3307 DI-T
Stage IIIa / TIER4i
Liquid
4
55,4
74,3
2.200
12

hydrost.
multi disc

oscil.artic.

front + rear
standard
45/55
0,71/0,27
75/45
7,6/4,6

125,0
600,0

TANDEM ROLLERS

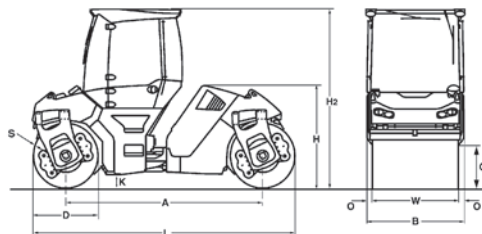
BW 151 AD-50 H, BW 151 AD-50 SH



Fields of application:

Compaction of asphalt layers, wear courses and frost blanket layers in new constructions and maintenance work on medium to large scale construction projects, e.g. roads, ways, parking lots.

PRE 921 00 030



Dimensions in mm

	A	B	C	D	H	H2	K	L	O	S	W
BW 151 AD-50 H	3300	1844	730	1100	2200	3000	250	4400	82	16	1680
BW 151 AD-50 SH	3300	1844	730	1100	2200	3000	250	4400	82	16	1680



Standard Equipment

- 2 amplitudes / 2 frequencies
- Autom. vibration operation
- Individual vibration control
- Driver's seat, slewable
 - laterally slidable with steering wheel
- Emergency stop button
- On-board computer
 - engine speed
 - Speedometer
 - Fuel consumption
 - Engine temperature
- V-belt protection
- Pressure sprinkling system with 2 pumps
- Back-up alarm
- Battery disconnect switch
- Compartments for documents and tools



Optional Equipment

- ROPS cabin with seat belts
 - + heating, Ventilation
 - + 4 Working head lights
- ROPS cabin with air conditioning
- Rotary beacon
- Crab-walk to both sides (170mm)
- 2 LED-lights for cabin roof (flatbeam)
- Edge cutter
- Special painting
- Radio/Radio preparation
- ROPS/FOPS with safety belt
- Indicator and hazard lights
- Asphalt temperature display
- Lighting for drum edge front and rear
- Seat heating
- Frequency 70Hz
- BOMAG TELEMATIC POWER
- Outside mirrors
- ECONOMIZER
- BCM-Documentation system

TECHNICAL DATA

Weights

Operating weight CECE w. cab.	kg	8.420
Axle load, front CECE	kg	4.310
Axle load, rear CECE	kg	4.110
Static linear load, front CECE	kg/cm	25,7
Static linear load, rear CECE	kg/cm	24,5
Grossweight	kg	9.300

Dimensions

Track radius, inner	mm	4.390
---------------------------	----	-------

Drums

Split drum		no
------------------	--	----

Driving Characteristics

Max. travel speed	km/h	0- 12,0
Max. gradeability without/with vibr.	%	40/30

Drive

Engine manufacturer		Kubota
Type		V3307 CR-T
Emission stage		StageV / TIER4f
Exhaust gas aftertreatment		DOC+DPF
Cooling		Liquid
Number of cylinders		4
Performance ISO 14396	kW	55,4
Performance SAE J 1995	hp	74,3
Speed	min-1	2.400
Electric equipment	V	12

Brakes

Service brake		hydrost.
Parking brake		multi disc

Steering

Steering system		oscil.artic.
-----------------------	--	--------------

Exciter system

Vibrating drum		front + rear standard
Autom. vibr. shut off		standard
Frequency	Hz	45/55
Amplitude	mm	0,68/0,26
Centrifugal force	kN	75/45
Centrifugal force	t	7,6/4,6

Capacities

Fuel	l	125,0
Water	l	600,0

BOMAG BW 151 AD-50 H

BOMAG BW 151 AD-50 SH

Operating weight CECE w. cab.	9.020
Axle load, front CECE	4.610
Axle load, rear CECE	4.410
Static linear load, front CECE	27,4
Static linear load, rear CECE	26,3
Grossweight	9.300

Track radius, inner	4.390
---------------------------	-------

Split drum	no
------------------	----

Max. travel speed	0- 12,0
Max. gradeability without/with vibr.	40/30

Engine manufacturer	Kubota
Type	V3307 CR-T
Emission stage	StageV / TIER4f
Exhaust gas aftertreatment	DOC+DPF
Cooling	Liquid
Number of cylinders	4
Performance ISO 14396	55,4
Performance SAE J 1995	74,3
Speed	2.400
Electric equipment	12

Service brake	hydrost.
Parking brake	multi disc

Steering system	oscil.artic.
-----------------------	--------------

Vibrating drum	front + rear standard
Autom. vibr. shut off	standard
Frequency	45/55
Amplitude	0,68/0,26
Centrifugal force	75/45
Centrifugal force	7,6/4,6

Fuel	125,0
Water	600,0

TANDEM ROLLERS

BW 161 AD-50, BW 202 AD-50, BW 206 AD-50



Fields of application:

Compaction of asphalt layers, wear courses and frost blanket layers in new constructions and maintenance work on medium to large scale construction projects, e.g. roads, airports and parking lots.

PRE 921 18 010



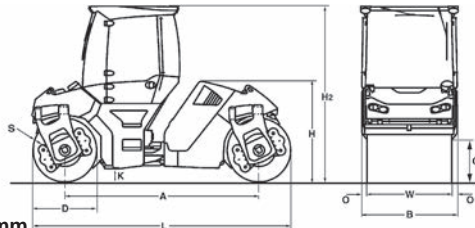
Standard Equipment

- 2 amplitudes / 2 frequencies
- Autom. vibration operation
- Individual vibration control
- Driver's seat, slewable (-20/+70°)
 - laterally slidable with steering wheel
- V-belt protection
- Pressure sprinkling system with 2 pumps
- Back-up alarm
- Battery disconnect switch
- Folding scrapers



Optional Equipment

- ROPS cabin with seat belts
 - + heating, Ventilation
 - + 4 Working head lights
- ROPS cabin with air conditioning
- Rotary beacon
- 2 LED-lights for cabin roof (flatbeam)
- ROPS/FOPS
- Asphalt temperature display
- Crab walk
- BOMAG TELEMATIC START
- Compartments for documents and tools
- Outside mirrors
- Working lights
- Lights with german regulations
- Frequency
 - 67Hz(BW161),70Hz(BW202/206)
- BCM-START
- ECONOMIZER
- Edge cutter



Dimensions in mm

	A	B	C	D	H	H2	K	L	O	S	W
BW 161 AD - 50	3620	1836	670	1220	2315	3050	250	4840	78	17	1680
BW 202 AD - 50	3620	2291	670	1220	2315	3050	250	4840	78	19	2135
BW 206 AD-50	3900	2313	760	1400	2364	3093	250	5300	89	19	2135

TECHNICAL DATA

Weights

Operating weight CECE w. cab.	kg
Axle load, front CECE	kg
Axle load, rear CECE	kg
Static linear load, front CECE	kg/cm
Static linear load, rear CECE	kg/cm
Grossweight	kg

Dimensions

Track radius, inner	mm
---------------------------	----

Driving Characteristics

Max. travel speed	km/h
Max. gradeability without/with vibr. ...	%

Drive

Engine manufacturer	
Type	
Emission stage	
Cooling	
Number of cylinders	
Performance ISO 14396	kW
Performance SAE J 1995	hp
Speed	min-1
Electric equipment	V

Brakes

Service brake	
Parking brake	

Steering

Steering system	
-----------------------	--

Exciter system

Vibrating drum	
Autom. vibr. shut off	
Frequency	Hz
Amplitude	mm
Centrifugal force	kN
Centrifugal force	t

Capacities

Fuel	l
Water	l

BOMAG BW 161 AD - 50

10.000
5.100
4.900
30,4
29,2
10.500

4.900

0- 11,5
35/30

Deutz
BF4M 2012 C
Stage II / TIER2
Liquid
4
103,0
138,0
2.500
12

hydrost.
multi disc

oscil.artic.

front + rear
standard
40/55
0,87/0,44
95/90
9,7/9,2

145,0
750,0

BOMAG BW 202 AD - 50

12.300
6.350
5.950
29,7
27,9
13.000

4.673

0- 12,0
35/30

Deutz
BF4M 2012 C
Stage II / TIER2
Liquid
4
103,0
138,0
2.500
12

hydrost.
multi disc

oscil.artic.

front + rear
standard
40/55
0,84/0,31
126/88
12,8/9,0

145,0
750,0

BOMAG BW 206 AD-50

14.100
6.950
7.150
32,6
33,5
16.000

5.117

0- 12,0
35/30

Deutz
BF4M 2012 C
Stage II / TIER2
Liquid
4
103,0
138,0
2.500
12

hydrost.
multi disc

oscil.artic.

front + rear
standard
40/55
0,92/0,42
129/113
13,1/11,5

165,0
970,0

TANDEM ROLLERS

BW 161 AD-50 AM, BW 191 AD-50 AM,
BW 206 AD-50 AM



Fields of application:

ASPHALT MANAGER (AM 2) is an intelligent compaction system which automatically regulates amplitude. The AM 2 system is the enhanced successor to ASPHALT MANAGER with EVIB display (MN/m²). Real-time compaction progress is displayed visually. The EVIB value is the measuring and control base-line.

PRE 921 15 010



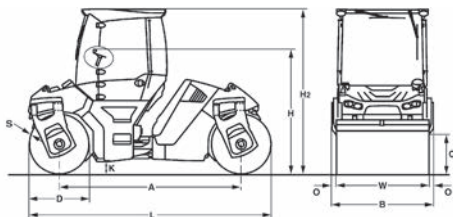
Standard Equipment

- ASPHALT MANAGER 2
- Highly wear resistant AM drum
- Oscillation mode
- 2 amplitudes / 2 frequencies rear
- Autom. vibration operation
- Individual vibration control
- Emergency stop button
- V-belt protection
- Pressure sprinkling system with 2 pumps
- Back-up alarm
- Battery disconnect switch
- Compartments for documents and tools
- BOMAG OPERATION PANEL (BOP)
- EVIB-Control panel
- Asphalt temperature display



Optional Equipment

- ROPS cabin with seat belts
+ heating, Ventilation
+ 4 Working head lights
- ROPS cabin with air conditioning
- ROPS/FOPS
- Rotary beacon
- Crab-walk to both sides (170mm)
- 2 LED-lights for cabin roof (flatbeam)
- Edge cutter
- Radio/Radio preparation
- Printer for ASPHALT MANAGER 2
- Lighting for drum edge front and rear
- BOMAG TELEMATIC
- Outside mirrors
- BCM-Documentation system



Dimensions in mm

	A	B	C	D	H	H2	K	L	O	S1	S2	W
BW 161 AD-50 AM	3620	1836	670	1220	2315	3050	250	4840	78	19	17	1680
BW 191 AD-50 AM	3900	2178	760	1400	2364	3098	250	5300	89	22	19	2000
BW 206 AD-50 AM	3900	2313	760	1400	2364	3098	250	5300	89	22	19	2135

TECHNICAL DATA

		BOMAG BW 161 AD-50 AM	BOMAG BW 191 AD-50 AM	BOMAG BW 206 AD-50 AM
Weights				
Operating weight CECE w. ROPS-cabin	kg	10.200	13.900	14.500
Grossweight	kg	11.500	15.000	16.000
Axle load, front CECE	kg	5.300	7.050	7.350
Axle load, rear CECE	kg	4.900	6.850	7.150
Static linear load, front CECE	kg/cm	31,6	35,3	34,4
Static linear load, rear CECE	kg/cm	29,2	34,3	33,5
Dimensions				
Track radius, inner	mm	4.900	5.190	5.117
Length (without towing hitch)	mm	4.840	5.300	5.300
Driving Characteristics				
Max. travel speed	km/h	0- 12,0	0- 12,0	0- 12,0
Max. gradeability without/with vibr. ...	%	40/30	35/30	35/30
Drive				
Engine manufacturer		Deutz	Deutz	Deutz
Type		BF4M 2012 C	BF4M 2012 C	BF4M 2012 C
Emission stage		Stage II / TIER2	Stage II / TIER2	Stage II / TIER2
Cooling		Liquid	Liquid	Liquid
Number of cylinders		4	4	4
Performance ISO 14396	kW	103,0	103,0	103,0
Performance SAE J 1995	hp	138,0	138,0	138,0
Speed	min-1	2.500	2.500	2.500
Brakes				
Service brake		hydrost.	hydrost.	hydrost.
Parking brake		multi disc	multi disc	multi disc
Steering				
Steering system		oscil.artic.	oscil.artic.	oscil.artic.
Exciter system				
Vibrating drum		rear	rear	rear
Autom. vibr. shut off		standard	standard	standard
Frequency	Hz	46/45	46/45	46/45
Amplitude	mm	0,87/0,44	0,94/0,44	0,92/0,42
Centrifugal force	kN	97/51	129/95	129/95
Centrifugal force	t	9,9/5,2	13,1/9,7	13,1/9,7
Vario system				
ASPHALT MANAGER		front	front	front
Frequency	Hz	46	46	46
Amplitude directed		autom./variable	autom./variable	autom./variable
Amplitude	mm	0- 0,92	0- 0,87	0- 0,85
Centifugal force	kN	152	200	200
Centifugal force	t	15,5	20,4	20,4
Capacities				
Fuel	l	145,0	165,0	165,0
Water	l	750,0	970,0	970,0

TANDEM ROLLERS

BW 161 ADO-50, BW 202 ADO-50



Fields of application:

Tangential oscillation TanGO is an exciter system developed by BOMAG using oscillating vibration technology and is suitable for low vibration compaction work on bridges, close to buildings and on thin layers. Depending on the compaction specification, vibratory compaction can be combined with oscillation, or used separately. Easy to operate and requiring very little maintenance.

PRE 921 37 010



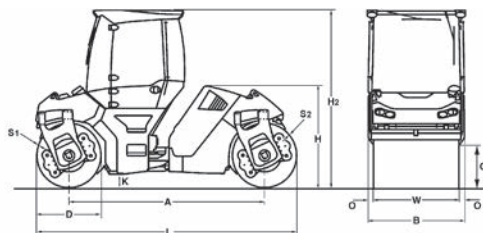
Standard Equipment

- Front drum vibration: 2 amplitudes / 2 frequencies
- TanGO Rear drum Oscillation: 1 Amplitude/ 1 Frequency
- Highly wear resistant oscillation drum
- Autom. vibration operation
- Individual vibration control
- Driver's seat, slewable
 - laterally slidable with steering wheel
- V-belt protection
- Pressure sprinkling system with 2 pumps
- Back-up alarm
- Battery disconnect switch
- Folding scrapers



Optional Equipment

- ROPS cabin with seat belts
 - + heating, Ventilation
 - + 4 Working head lights
- Crab-walk to both sides (170mm)
- ROPS cabin with air conditioning
- Rotary beacon
- 2 LED-lights for cabin roof (flatbeam)
- ROPS/FOPS
- Asphalt temperature display
- BOMAG TELEMATIC START
- Compartments for documents and tools
- Outside mirrors
- Working lights
- Lights with german regulations
- Frequency 67Hz(BW161), 70Hz(BW202)
- ECONOMIZER
- Edge cutter



Dimensions in mm

	A	B	C	D	H	H2	K	L	O	S1	S2	W
BW 161 ADO - 50	3620	1836	670	1220	2315	3050	250	4840	78	17	20	1680
BW 202 ADO - 50	3620	2291	670	1220	2315	3050	250	4840	78	19	20	2135

TECHNICAL DATA

Weights

Operating weight CECE w. cab.	kg
Axle load, front CECE	kg
Axle load, rear CECE	kg
Static linear load, front CECE	kg/cm
Static linear load, rear CECE	kg/cm
Grossweight	kg

Dimensions

Track radius, inner	mm
---------------------------	----

Driving Characteristics

Max. travel speed	km/h
Max. gradeability without/with vibr.	%

Drive

Engine manufacturer	
Type	
Emission stage	
Cooling	
Number of cylinders	
Performance ISO 14396	kW
Performance SAE J 1995	hp
Speed	min-1
Electric equipment	V

Brakes

Service brake	
Parking brake	

Steering

Steering system	
-----------------------	--

Exciter system

Vibrating drum	
Autom. vibr. shut off	
Frequency	Hz
Amplitude	mm
Centrifugal force	kN
Centrifugal force	t
Oscillating drum	
O. Frequency	Hz
O. Amplitude	mm

Capacities

Fuel	l
Water	l

BOMAG BW 161 ADO - 50

9.800
5.100
4.600
30,4
27,4
10.800

4.900

0- 12,0
35/30

Deutz
BF4M 2012 C
Stage II / TIER2
Liquid
4
103,0
138,0
2.500
12

hydrost.
multi disc

oscil.artic.

front
standard
40/55
0,87/0,44
95/90
9,7/9,2
rear
40
1,03

145,0
750,0

BOMAG BW 202 ADO - 50

11.850
6.350
5.500
29,7
25,8
12.800

4.673

0- 12,0
35/30

Deutz
BF4M 2012 C
Stage II / TIER2
Liquid
4
103,0
138,0
2.500
12

hydrost.
multi disc

oscil.artic.

front
standard
40/55
0,84/0,31
126/88
12,8/9,0
rear
40
1,02

145,0
750,0

TANDEM ROLLERS

BW 154 AP-4V, BW 174 AP-4F



Fields of application:

Compaction of asphalt layers, wear courses and frost blanket layers in new constructions and maintenance work on medium to large scale construction projects, e.g. roads, airports, parking lots. BOMAG rollers with double pivot steering are particularly manoeuvrable, clearly arranged machines with highest operating comfort.

PRE 870 34 010



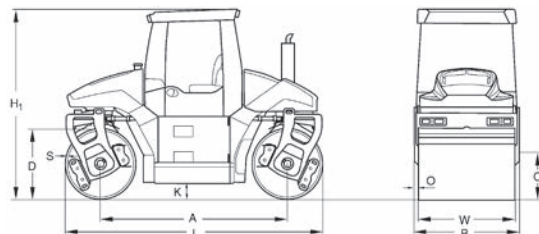
Standard Equipment

- ECOMODE
- Plastic water tank under the operator's platform
- Water-saving pressure sprinklers
- Individual vibration control
- 2 amplitudes / 2 frequencies
- Autom. vibration operation
- 4 spring-loaded hinged scrapers
- Indicator and hazard lights
- ROPS cabin with seat belts + heating
- 2 Outside mirrors
- Steering method/Operator's seat sliding / rotatable
- Steering with comfort control
 - 5 Steering modes
- Back-up alarm
- Emergency STOP
- Brake release device
- Split drums



Optional Equipment

- ECONOMIZER
- Edge cutter
- Rotary beacon
- Special paint
- Environmentally compliant hydraulic oil
- Tool kit
- Precision spreader
- Precision spreader laterally slidable
- Air condition
- Radio/Radio preparation
- Lighting for drum edge
- Backup warning buzzer with broadband technology
- Additional outside mirrors
- Asphalt temperature display
- By-pass filter
- BCM-Documentation system
- BOMAG TELEMATIC POWER
- Rearview camera
- BOMAG ECOSTOP
- Super comfort seat with air suspension



Dimensions in mm

	A	B	C	D	H1	K	L	O	S	W
BW 154 AP-4V	2890	1665	735	1100	2955	240	3990	72	16	1500
BW 174 AP-4F	3200	1826	660	1220	3000	288	4420	73	17	1680

TECHNICAL DATA

Weights

Operating weight CECE w. ROPS-cabin	kg
Axle load, front / rear CECE	kg
Static linear load, front / rear CECE	kg/cm
Grossweight	kg

Dimensions

Track radius, inner	mm
---------------------------	----

Driving Characteristics

Speed (1)	km/h
-----------------	------

Drive

Engine manufacturer	
Type	
Emission stage	
Exhaust gas aftertreatment	
Cooling	
Number of cylinders	
Fuel	
Performance ISO 14396	kW
Performance SAE J 1995	hp
Speed	min-1
Split drum	

Brakes

Service brake	
Parking brake	

Steering

Steering system	
Lateral displacement right/left	mm

Exciter system

Frequency	Hz
Amplitude	mm
Centrifugal force	kN

Sprinkler System

Type of sprinkling	
--------------------------	--

Capacities

Fuel	l
Water	l

BOMAG BW 154 AP-4V

7.100
3.550/3.550
23,7/23,7
8.600

2.950

0 - 10,0

Kubota
V3307 CR-T
StageV / TIER4f
DOC+DPF
Liquid
4
Diesel
55,4
74,2
2.400
front + rear

hydrost.
mech.

2-p. pivoted
1.130

40/55
0,66/0,32
69/63

pressure

155,0
550,0

BOMAG BW 174 AP-4F

9.200
4.700/4.500
28,0/26,8
10.800

2.946

0- 10,5

Deutz
TCD 3.6 L4
Stage IV / TIER4f
DPF+SCR
Liquid
4
Diesel
74,4
99,6
2.000
front + rear

hydrost.
mech.

2-p. pivoted
1.350

45/60
0,46/0,20
80/61

pressure

180,0
680,0

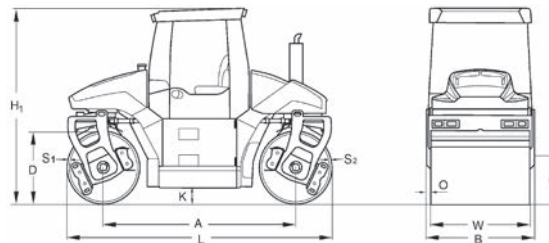
HYBRID - ASPHALT MANAGER 2 BW 174 HYBRID



Fields of application:

ASPHALT MANAGER (AM 2) is an intelligent compaction system which automatically regulates amplitude. The AM 2 system is the enhanced successor to ASPHALT MANAGER with EVIB display (MN/m²). Real-time compaction progress is displayed visually. The EVIB value is the measuring and control base-line.

PRE 870 38 010



Dimensions in mm

	A	B	C	D	H1	K	L	O	S1	S2	W
BW 174 HYBRID	3200	1826	660	1220	3000	288	4420	73	19	17	1680



Standard Equipment

- ECOMODE
- ASPHALT MANAGER
- Oscillation mode
- Highly wear resistant AM drum
- Plastic water tank under the operator's platform
- Water-saving pressure sprinklers
- 1 Directed exciter, front
- 1 Rotary exciter, rear
- Individual vibration control
- 4 spring-loaded hinged scrapers
- Autom. vibration operation
- Indicator and hazard lights
- ROPS cabin with seat belts + heating
- 2 Outside mirrors
- Steering method/Operator's seat sliding / rotatable
- Steering with comfort control - 5 Steering modes
- Back-up alarm
- Brake release device
- Split drums
- Integrated display(BOP)
- Emergency STOP



Optional Equipment

- Edge cutter
- Rotary beacon
- Special paint
- Environmentally compliant hydraulic oil
- Tool kit
- Precision spreader
- Precision spreader laterally slidable
- Air condition
- Printer for ASPHALT MANAGER
- Radio/Radio preparation
- Lighting for drum edge
- By-pass filter
- Backup warning buzzer with broadband technology
- Additional outside mirrors
- BCM 05 + GPS Documentation system
- BOMAG TELEMATIC POWER
- Rearview camera
- BOMAG ECOSTOP
- Super comfort seat with air suspension

TECHNICAL DATA

Weights

Operating weight CECE w. ROPS-cabin	kg	9.500
Axle load, front / rear CECE	kg	5.000/4.500
Static linear load, front / rear CECE	kg/cm	29,8/26,8
Grossweight	kg	11.100

Driving Characteristics

Speed (1)	km/h	0- 10,2
-----------------	------	---------

Drive

Engine manufacturer		Kubota
Type		V3307 CR-T
Emission stage		StageV / TIER4f
Exhaust gas aftertreatment		DPF
Cooling		Liquid
Number of cylinders		4
Performance ISO 14396	kW	55,4
Performance SAE J 1995	hp	74,3
Performance HYBRID	kW	20,0
System performance	kW	75,4
Speed	min-1	2.400
Split drum		front + rear

Brakes

Service brake		hydrost.
Parking brake		mech.

Steering

Steering system		2-p. pivoted
Lateral displacement right/left	mm	1.350

Exciter system

Amplitude	mm	0,46/0,20
Frequency	Hz	45/46
Centrifugal force	kN	80/36

Vario system

ASPHALT MANAGER		front
Frequency	Hz	46
Amplitude directed (hor./vert.)	mm	0,73
Centrifugal force	kN	146

Capacities

Fuel	l	180,0
Water	l	750,0

BOMAG BW 174 HYBRID

TANDEM ROLLERS

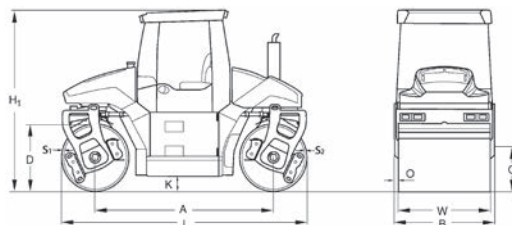
BW 154 APO-4V, BW 174 APO-4F



Fields of application:

Tangential oscillation TanGO is an exciter system developed by BOMAG using oscillating vibration technology and is suitable for low vibration compaction work on bridges, close to buildings and on thin layers. Depending on the compaction specification, vibratory compaction can be combined with oscillation, or used separately. Easy to operate and requiring very little maintenance.

PRE 870 16 010



Dimensions in mm

	A	B	C	D	H1	K	L	O	S1	S2	W
BW 154 APO-4V	2890	1665	735	1100	2955	240	3990	72	16	16	1500
BW 174 APO-4F	3200	1826	660	1220	3000	288	4420	73	17	19	1680



Standard Equipment

- Front drum vibration: 2 amplitudes / 2 frequencies
- TanGO Rear drum Oscillation: 1 Amplitude/ 1 Frequency
- Highly wear resistant oscillation drum
- ECOMODE
- Autom. vibration operation
- Vibration and oscillation individually switchable
- Plastic water tank under the operator's platform
- Water-saving pressure sprinklers
- 4 spring-loaded hinged scrapers
- Indicator and hazard lights
- ROPS cabin with seat belts + heating
- 2 Outside mirrors
- Steering method/Operator's seat sliding / rotatable
- Steering with comfort control - 5 Steering modes
- Back-up alarm
- Emergency STOP
- Brake release device
- Split drums



Optional Equipment

- ECONOMIZER
- Edge cutter
- Rotary beacon
- Special paint
- Environmentally compliant hydraulic oil
- Tool kit
- Precision spreader
- Precision spreader laterally slidable
- Air condition
- Radio/Radio preparation
- Lighting for drum edge
- Backup warning buzzer with broadband technology
- Additional outside mirrors
- Asphalt temperature display
- By-pass filter
- BCM-Documentation system
- BOMAG TELEMATIC POWER
- Rearview camera
- BOMAG ECOSTOP
- Super comfort seat with air suspension

TECHNICAL DATA

Weights

Operating weight CECE w. ROPS-cabin	kg
Axle load, front / rear CECE	kg
Static linear load, front / rear CECE	kg/cm
Grossweight	kg

Dimensions

Track radius, inner	mm
---------------------------	----

Driving Characteristics

Speed (1)	km/h
-----------------	------

Drive

Engine manufacturer	
Type	
Emission stage	
Exhaust gas aftertreatment	
Cooling	
Number of cylinders	
Fuel	
Performance ISO 14396	kW
Performance SAE J 1995	hp
Speed	min-1
Split drum	

Brakes

Service brake	
Parking brake	

Steering

Steering system	
Lateral displacement right/left	mm

Exciter system

Vibrating drum	
Autom. vibr. shut off	
Frequency	Hz
Amplitude	mm
Centrifugal force	kN
Centrifugal force	t
Oscillating drum	
O. Frequency	Hz
O. Amplitude	mm

Sprinkler System

Type of sprinkling	
--------------------------	--

Capacities

Fuel	l
Water	l

BOMAG BW 154 APO-4V

7.300
3.550/3.750
23,7/25,0
8.800

2.950

0 - 10,0

Kubota
V3307 CR-T
StageV / TIER4f
DOC+DPF
Liquid
4
Diesel
55,4
74,2
2.400
front + rear

hydrost.
mech.

2-p. pivoted
1.130

front
standard
45/46
0,66/0,32
69/63
7,0/6,4
rear
45
0,80

pressure

155,0
550,0

BOMAG BW 174 APO-4F

9.500
4.500/5.000
26,8/29,8
11.100

2.946

0- 10,5

Deutz
TCD 3.6 L4
Stage IV / TIER4f
DPF+SCR
Liquid
4
Diesel
74,4
99,6
2.000
front + rear

hydrost.
mech.

2-p. pivoted
1.350


front
standard
45/46
0,46/0,20
80/61
8,2/6,2
rear
45
0,73

pressure

180,0
680,0

ASPHALT MANAGER – TANDEM ROLLERS

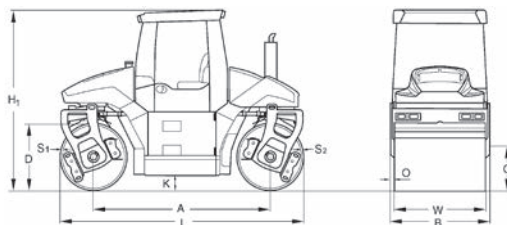
BW 154 AP-4V AM, BW 174 AP-4F AM



Fields of application:

ASPHALT MANAGER (AM 2) is an intelligent compaction system which automatically regulates amplitude. The AM 2 system is the enhanced successor to ASPHALT MANAGER with EVIB display (MN/m²). Real-time compaction progress is displayed visually. The EVIB value is the measuring and control base-line.

PRE 870 54 010



Dimensions in mm

	A	B	C	D	H1	K	L	O	S1	S2	W
BW 154 AP-4V AM	2890	1665	735	1100	2955	240	3990	72	16	16	1500
BW 174 AP-4F AM	3200	1826	660	1220	3000	288	4420	73	19	17	1680



Standard Equipment

- ECOMODE
- ASPHALT MANAGER
- Oscillation mode
- Highly wear resistant AM drum
- Plastic water tank under the operator's platform
- Water-saving pressure sprinklers
- 1 Directed exciter, front
- 1 Rotary exciter, rear
- Individual vibration control
- 4 spring-loaded hinged scrapers
- Autom. vibration operation
- Indicator and hazard lights
- ROPS cabin with seat belts + heating
- 2 Outside mirrors
- Steering method/Operator's seat sliding / rotatable
- Steering with comfort control
 - 5 Steering modes
- Back-up alarm
- Brake release device
- Split drums
- Integrated display(BOP)
- Emergency STOP



Optional Equipment

- Edge cutter
- Rotary beacon
- Special paint
- Environmentally compliant hydraulic oil
- Tool kit
- Precision spreader
- Precision spreader laterally slidable
- Air condition
- Printer for ASPHALT MANAGER
- Radio/Radio preparation
- Lighting for drum edge
- By-pass filter
- Backup warning buzzer with broadband technology
- Additional outside mirrors
- BCM 05 + GPS Documentation system
- Increased amplitude (BW174AP-AM)
- BOMAG TELEMATIC POWER
- Rearview camera
- BOMAG ECOSTOP
- Super comfort seat with air suspension

TECHNICAL DATA

Weights

Operating weight CECE w. ROPS-cabin	kg
Axle load, front / rear CECE	kg
Static linear load, front / rear CECE	kg/cm
Grossweight	kg

Driving Characteristics

Speed (1)	km/h
-----------------	------

Drive

Engine manufacturer	
Type	
Emission stage	
Exhaust gas aftertreatment	
Cooling	
Number of cylinders	
Performance ISO 14396	kW
Performance SAE J 1995	hp
Speed	min-1
Split drum	

Brakes

Service brake	
Parking brake	

Steering

Steering system	
Lateral displacement right/left	mm

Exciter system

Amplitude	mm
Frequency	Hz
Centrifugal force	kN

Vario system

ASPHALT MANAGER	
Frequency	Hz
Amplitude directed (hor./vert.)	mm
Centrifugal force	kN

Capacities

Fuel	l
Water	l

BOMAG BW 154 AP-4V AM

7.300
3.750/3.550
25,0/23,7
8.800

0 - 10,0

Kubota
V3307 CR-T
StageV / TIER4f
DOC+DPF
Liquid
4
55,4
74,2
2.400
front + rear

hydrost.
mech.

2-p. pivoted
1.130

0,66/0,32
45/46
88/44

front
45
0- 0,80
119

155,0
550,0

BOMAG BW 174 AP-4F AM

9.500
5.000/4.500
29,8/26,8
11.100

0- 10,5

Deutz
TCD 3.6 L4
Stage IV / TIER4f
DPF+SCR
Liquid
4
74,4
99,6
2.000
front + rear

hydrost.
mech.

2-p. pivoted
1.350

0,46/0,20
45/45
80/34

front
46
0,73
146

180,0
680,0

TANDEM ROLLER

BW 161 AD-4



Fields of application:

Compaction of asphalt layers, wear courses and frost blanket layers in new constructions and maintenance work on medium to large scale construction projects, e.g. roads, airports, parking lots.

PRE 920 02 010



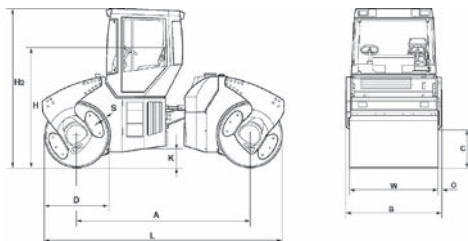
Standard Equipment

- 2 amplitudes / 2 frequencies
- Crab steer right/left 170 mm
- Autom. vibration operation
- Individual vibration control
- Operator's platform with:
 - two steering wheels
 - Rotable and laterally sliding seat
- 2 travel levers with integrated switches for vibration
 - + Edge pressing roller
 - + Crab steer right/left
- Pressure sprinkling system with 2 pumps
- Back-up alarm
- Battery disconnect switch



Optional Equipment

- * ROPS cabin with seat belts
 - + 4 integrated lights
- Cabin without ROPS
- Indicator and hazard lights
- ROPS/FOPS with safety belt
- Sun roof
- Rotary beacon
- Speedometer
- Asphalt temperature display
- Edge cutter
- Folding scrapers
- Additional weight (600kg)
- Air condition
- ECONOMIZER
- Radio
- Additional outside mirrors
- Fire extinguisher
- Pointer



Dimensions in mm

	A	B	C	D	H	H2	K	L	O	S	W
BW 161 AD-4	3300	1840	715	1220	3000	2320	350	4610	80	17	1680

TECHNICAL DATA

Weights

Operating weight CECE w. cab	kg
Axle load, front CECE	kg
Axle load, rear CECE	kg
Static linear load, front CECE	kg/cm
Static linear load, rear CECE	kg/cm
Grossweight	kg

Dimensions

Track radius, inner	mm
---------------------------	----

Driving Characteristics

Speed (1)	km/h
Speed (2)	km/h

Drive

Engine manufacturer	
Type	
Emission stage	
Cooling	
Number of cylinders	
Performance ISO 14396	kW
Speed	min-1
Electric equipment	V

Brakes

Service brake	
Parking brake	

Steering

Steering system	
Lateral displacement right/left	mm

Exciter system

Vibrating drum	
Autom. vibr. shut off	
Frequency	Hz
Amplitude	mm
Centrifugal force	kN
Centrifugal force	t

Capacities

Fuel	l
Water	l

BOMAG BW 161 AD-4

10.050
5.050
5.000
30,1
29,8
11.500

4.400

0- 5,7
0- 11,0

Deutz
TCD 2011 L04 w
Stage IIIa / TIER3
Liquid
4
74,9
2.300
12

hydrost.
mech.

oscil.artic.
170

front + rear
standard
40/50
0,94/0,42
107/74
10,9/7,5

200,0
1.000,0

TANDEM ROLLERS

BW 202 AD-4, BW 203 AD-4



Fields of application:

Compaction of asphalt layers, wear courses and frost blanket layers in new constructions and maintenance work on medium to large scale construction projects, e.g. roads, airports, parking lots.

PRE 920 04 010



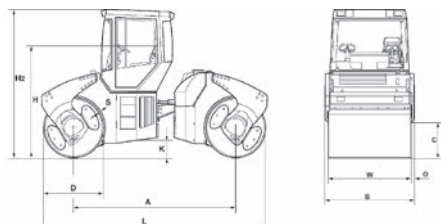
Standard Equipment

- 2 amplitudes / 2 frequencies
- Crab steer right/left 170 mm
- Autom. vibration operation
- Individual vibration control
- Operator's platform with:
 - two steering wheels
 - Rotable and laterally sliding seat
- 2 travel levers with integrated switches for vibration
 - + Edge pressing roller
 - + Crab steer right/left
- Pressure sprinkling system with 2 pumps
- Back-up alarm
- Battery disconnect switch



Optional Equipment

- * ROPS cabin with seat belts
 - + 4 integrated lights
- Cabin without ROPS
- Indicator and hazard lights
- ROPS/FOPS with safety belt
- Sun roof
- Rotary beacon
- Speedometer
- Asphalt temperature display
- Edge cutter
- Folding scrapers
- Additional weight 600kg (BW202AD-4)
- Air condition
- ECONOMIZER
- Radio
- Additional outside mirrors
- Fire extinguisher
- Pointer
- Frequency 60Hz (BW203AD-4)



Dimensions in mm

	A	B	C	D	H	H2	K	L	O	S	W
BW 202 AD-4	3300	2295	715	1220	3000	2320	350	4610	80	19	2135
BW 203 AD-4	3300	2295	715	1236	3000	2320	350	4610	80	27	2135

TECHNICAL DATA

Weights

Operating weight CECE w. ROPS-cabin	kg
Axle load, front CECE	kg
Axle load, rear CECE	kg
Static linear load, front CECE	kg/cm
Static linear load, rear CECE	kg/cm
Grossweight	kg

Dimensions

Track radius, inner	mm
---------------------------	----

Driving Characteristics

Speed (1)	km/h
Speed (2)	km/h
Max. gradeability without/with vibr.	%

Drive

Engine manufacturer	
Type	
Emission stage	
Cooling	
Number of cylinders	
Performance ISO 14396	kW
Speed	min-1
Electric equipment	V

Brakes

Service brake	
Parking brake	

Steering

Steering system	
Lateral displacement right/left	mm
Steering / oscillating angle +/-	grad

Exciter system

Vibrating drum	
Autom. vibr. shut off	
Frequency	Hz
Amplitude	mm
Centrifugal force	kN
Centrifugal force	t

Capacities

Fuel	l
Water	l

BOMAG BW 202 AD-4

11.800
5.900
5.900
27,6
27,6
14.000

4.170

0- 6,0
0- 11,0
40/35

Deutz
TCD 2012 L04 2V
Stage IIIa / TIER3
Liquid
4
100,0
2.300
12

hydrost.
mech.

oscil.artic.
170
30/6

front + rear
standard
40/50
0,81/0,35
126/84
12,8/8,6

200,0
1.000,0

BOMAG BW 203 AD-4

13.200
6.600
6.600
30,9
30,9
14.000

4.170

0- 6,0
0- 11,0
40/35

Deutz
TCD 2012 L04 2V
Stage IIIa / TIER3
Liquid
4
100,0
2.300
12

hydrost.
multi disc

oscil.artic.
170
30/6

front + rear
standard
40/50
0,69/0,29
126/84
12,8/8,6

200,0
1.000,0

TANDEM ROLLER

BW 203 ADO-4



Fields of application:

Compaction of asphalt layers, wear courses and frost blanket layers in new constructions and maintenance work on medium to large scale construction projects, e.g. roads, airports, parking lots.

PRE 920 89 010



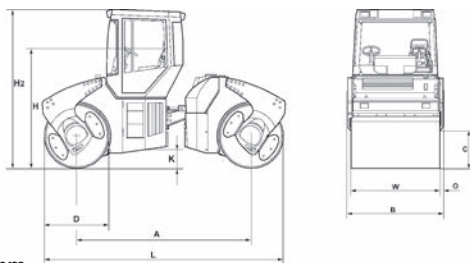
Standard Equipment

- Front drum vibration: 2 amplitudes / 2 frequencies
- TanGO Rear drum Oscillation: 1 Amplitude / 1 Frequency
- Highly wear resistant oscillation drum
- Autom. vibration operation
- Individual vibration control
- Driver's seat, slewable
 - laterally slidable with steering wheel
- Pressure sprinkling system with 2 pumps
- Back-up alarm
- Battery disconnect switch



Optional Equipment

- * ROPS cabin with seat belts + 4 integrated lights
- Cabin without ROPS
- Indicator and hazard lights
- ROPS/FOPS with safety belt
- Sun roof
- Rotary beacon
- Speedometer
- Asphalt temperature display
- Edge cutter
- Folding scrapers
- Air condition
- ECONOMIZER
- Radio
- Additional outside mirrors
- Fire extinguisher
- Pointer



Dimensions in mm

	A	B	C	D	H	H2	K	L	O	S1	S2	W
BW 203 ADO-4	3300	2295	715	1236	2320	3000	350	4610	80	27	20	2135

TECHNICAL DATA

Weights

Operating weight CECE w. cab.	kg	12.600
Axle load, front CECE	kg	6.198
Axle load, rear CECE	kg	5.912
Static linear load, front CECE	kg/cm	29,0
Static linear load, rear CECE	kg/cm	27,7
Grossweight	kg	13.400

Dimensions

Track radius, inner	mm	4.170
---------------------------	----	-------

Driving Characteristics

Max. gradeability without/with vibr.	%	40/35
---	---	-------

Drive

Engine manufacturer	Deutz	
Type	TCD 2012 L04 2V	
Emission stage	Stage IIIa / TIER3	
Cooling	Liquid	
Number of cylinders	4	
Performance ISO 14396	kW	100,0
Speed	min-1	2.300
Electric equipment	V	12

Brakes

Service brake	hydrost.
Parking brake	multi disc

Steering

Steering system	oscil.artic.
-----------------------	--------------

Exciter system

Vibrating drum	front	
Autom. vibr. shut off	standard	
Frequency	Hz	40/50
Amplitude	mm	0,69/0,29
Centrifugal force	kN	126/84
Oscillating drum	rear	
O. Frequency	Hz	35/43
O. Amplitude	mm	1,02/1,02

Capacities

Fuel	l	200,0
Water	l	1.000,0

BOMAG BW 203 ADO-4

TANDEM ROLLER BW 203 AD-4 AM



Fields of application:

ASPHALT MANAGER (AM 2) is an intelligent compaction system which automatically regulates amplitude. The AM 2 system is the enhanced successor to ASPHALT MANAGER with EVIB display (MN/m²). Real-time compaction progress is displayed visually. The EVIB value is the measuring and control base-line.

PRE 920 22 010



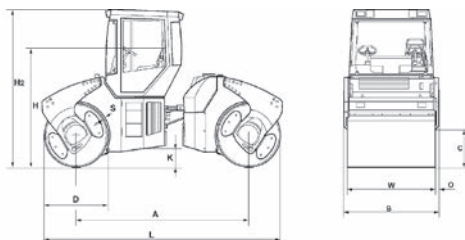
Standard Equipment

- ASPHALT MANAGER 2
- Highly wear resistant AM drum
- Asphalt temperature display
- EVIB-Control panel
- Crab steer right/left 170 mm
- Autom. vibration operation
- Individual vibration control
- Operator's platform with:
 - two steering wheels
 - Rotable and laterally sliding seat
- 2 travel levers with integrated switches for vibration
 - + Edge pressing roller
 - + Crab steer right/left
- Pressure sprinkling system with 2 pumps
- Back-up alarm
- Battery disconnect switch
- Folding scrapers



Optional Equipment

- * ROPS cabin with seat belts
 - + 4 integrated lights
- Cabin without ROPS
- Indicator and hazard lights
- ROPS/FOPS with safety belt
- Rotary beacon
- Speedometer
- Edge cutter
- Air condition
- Radio
- Additional outside mirrors
- Fire extinguisher
- Pointer



Dimensions in mm

	A	B	C	D	H	H2	K	L	O	W
BW 203 AD-4 AM	3300	2295	715	1236	2320	3000	350	4610	80	2135

TECHNICAL DATA

Weights

Operating weight CECE w. ROPS-cabin	kg
Axle load, front / rear CECE	kg
Static linear load, front / rear CECE	kg/cm
Grossweight	kg

Dimensions

Track radius, inner	mm
Shell thickness, front / rear	mm

Driving Characteristics

Speed (1)	km/h
Speed (2)	km/h
Max. gradeability without/with vibr.	%

Drive

Engine manufacturer	
Type	
Emission stage	
Cooling	
Number of cylinders	
Performance ISO 14396	kW
Performance SAE J 1995	hp
Speed	min-1

Brakes

Service brake	
Parking brake	

Steering

Steering system	
Lateral displacement right/left	mm

Exciter system

Vibrating drum	
Autom. vibr. shut off	
Frequency	Hz
Amplitude	mm
Centrifugal force	kN
Centrifugal force	t

Vario system

ASPHALT MANAGER	
Frequency	Hz
Amplitude	mm
Centrifugal force	kN
Centrifugal force	t

Capacities

Fuel	l
Water	l

BOMAG BW 203 AD-4 AM

13.400
6.900/6.500
32,3/30,4
14.000

4.170
27,0/27,0

0- 5,7
0- 11,0
40/35

Deutz
TCD 2012 L04 2V
Stage IIIa / TIER3
Liquid
4
100,0
134,0
2.300

hydrost.
multi disc

oscil.artic.
170

rear
standard
40/50
0,69/0,29
126/84
12,8/8,6

front
50/40
0,76
247/158
25,2/16,1

200,0
1.000,0

TANDEM ROLLER

BW 205 AD-4



Fields of application:

Compaction of asphalt layers, wear courses and frost blanket layers in new constructions and maintenance work on medium to large scale construction projects, e.g. roads, airports, parking lots.

PRE 920 88 010



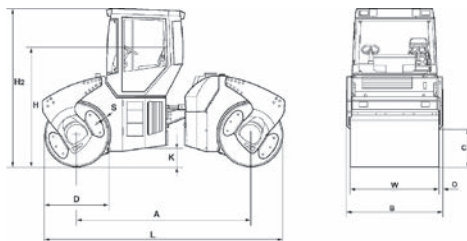
Standard Equipment

- 2 amplitudes / 2 frequencies
- Crab steer right/left 170 mm
- Autom. vibration operation
- Individual vibration control
- Operator's platform with:
 - two steering wheels
 - Rotable and laterally sliding seat
- 2 travel levers with integrated switches for vibration
 - + Edge pressing roller
 - + Crab steer right/left
- Pressure sprinkling system with 2 pumps
- Back-up alarm
- Battery disconnect switch



Optional Equipment

- * ROPS cabin with seat belts
 - + 4 integrated lights
- Cabin without ROPS
- Indicator and hazard lights
- ROPS/FOPS with safety belt
- Sun roof
- Rotary beacon
- Speedometer
- Asphalt temperature display
- Edge cutter
- Folding scrapers
- Air condition
- ECONOMIZER
- Radio
- Additional outside mirrors
- Fire extinguisher
- Pointer



Dimensions in mm

	A	B	C	D	H	H2	K	L	O	S	W
BW 205 AD-4	3300	2295	715	1236	2320	3000	350	4610	80	32	2135

TECHNICAL DATA

Weights

Operating weight CECE w. ROPS-cabin	kg
Axle load, front CECE	kg
Axle load, rear CECE	kg
Static linear load, front CECE	kg/cm
Static linear load, rear CECE	kg/cm
Grossweight	kg

Dimensions

Track radius, inner	mm
---------------------------	----

Driving Characteristics

Speed (1)	km/h
Speed (2)	km/h
Max. gradeability without/with vibr.	%

Drive

Engine manufacturer	
Type	
Emission stage	
Cooling	
Number of cylinders	
Performance ISO 14396	kW
Speed	min-1
Electric equipment	V

Brakes

Service brake	
Parking brake	

Steering

Steering system	
Lateral displacement right/left	mm
Steering / oscillating angle +/-	grad

Exciter system

Vibrating drum	
Autom. vibr. shut off	
Frequency	Hz
Amplitude	mm
Centrifugal force	kN
Centrifugal force	t

Capacities

Fuel	l
Water	l

BOMAG BW 205 AD-4

14.800
7.400
7.400
34,7
34,7
15.600
4.170
0- 5,7
0- 11,0
30/25
Deutz
TCD 2012 L04 2V
Stage IIIa / TIER3
Liquid
4
100,0
2.300
12
hydrost.
multi disc
oscil.artic.
170
30/6
front + rear
standard
40/50
0,60/0,25
126/84
12,8/8,6
200,0
1.000,0

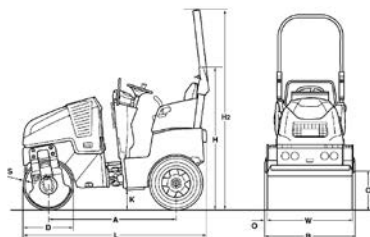
COMBINATION ROLLER BW 90 AC-5



Fields of application:

Compaction of asphalt layers and wear courses on small and confined construction projects. Due to the excellent sealing of the surface and the good adapting abilities of the rubber tires to marginal areas and joints the machine is particularly suitable for walkways and cycle paths, parking lots and all types of repair works.

PRE 462 11 010



Dimensions in mm

	A	B	C	D	H	H2	K	L	O	S	W
BW 90 AC-5	1483	956	433	580	1627	2304	255	2194	28	12	900



Standard Equipment

- Four smooth rear rubber wheels
- Hydrostatic travel and vibration drive
- 2 scrapers per drum, spring loaded and tiltable
- Pressure sprinkler system with interval switch
- Multi function travel lever
- Multi-function display incl. operating hour meter
- Water level
- Emergency STOP
- Intelligent Vibration Control (IVC)
- Integrated stowage compartment
- Adjustable operator's seat
- Seat contact switch
- Vandalism protection
- 12V socket
- Working lights front and rear
- Back-up alarm
- Lockable engine hood made of composite material
- Lashing eyes, galvanized
- Single point lifting device



Optional Equipment

- ROPS with safety belt
- * Foldable ROPS incl. seat belt
- Double travel lever
- Seat heating
- ECONOMIZER with asphalt temperature display
- Temperature display
- BOMAG TELEMATIC
- Electronic fuel gauge
- Theft protection
- Indicator and hazard lights
- Rotary beacon
- Optional lighting on ROPS
- Battery disconnect switch
- Environmentally compliant hydraulic oil
- Special painting
- Edge cutter
- Port for hydraulic breaker
- Backup warning buzzer with broadband technology
- Brake release device

* Standard delivery with CE conformity (valid within European Union)

TECHNICAL DATA

Weights

Operating weight CECE	kg
Axle load, drum / wheels CECE	kg
Wheel load CECE	kg
Static linear load, front CECE	kg/cm
Grossweight	kg

Dimensions

Working width	mm
Track radius, inner	mm

Driving Characteristics

Speed	km/h
Working speed with vibration	km/h
Max. gradeability without/with vibr.	%

Drive

Engine manufacturer	
Type	
Emission stage	
Cooling	
Number of cylinders	
Performance ISO 14396	kW
Performance SAE J 1995	hp
Speed	min-1
Speed adjustment 1	min-1
Speed adjustment 2	min-1
Electric equipment	V
Driven drum	
Driven wheels	

Drums and Tyres

Tyre size	
-----------------	--

Brakes

Service brake	
Parking brake	

Steering

Steering system	
Steering method	
Steering / oscillating angle +/-	grad
Crab walk	

Exciter system

Vibrating drum	
Drive system	
Frequency	Hz
Amplitude	mm
Centrifugal force	kN

Sprinkler System

Type of sprinkling	
--------------------------	--

Capacities

Fuel	l
Water	l
Emulsion	l

BOMAG BW 90 AC-5

1.570
740/830
208
8,2
1.900
900
2.030
0- 10,0
0- 10,0
40/30
Kubota
D 902
Stage V / TIER4f
water
3
15,1
20,2
3.000
2.100
3.000
12
front
4
190/60-15
hydrost.
hydromec.
oscil.artic.
hydrost.
33/8
0- 50
front
hydrost.
42/63
0,50
8/17
pressure
30,0
100,0
11,0

COMBINATION ROLLERS

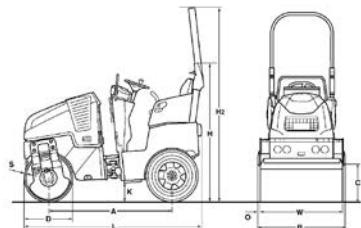
BW 100 ACM-5, BW 100 SCC-5



Fields of application:

Compaction of asphalt layers and wear courses on small and confined construction projects. Due to the excellent sealing of the surface and the good adapting abilities of the rubber tires to marginal areas and joints the machine is particularly suitable for walkways and cycle paths, parking lots and all types of repair works.

PRE 462 04 010



Dimensions in mm

	A	B	C	D	H	H2	K	L	O	S	W
BW 100 ACM-5	1483	1056	435	580	1663	2340	240	2194	28	12	1000
BW 100 SCC-5	1483	1056	435	580	1663	2340	240	2194	28	12	1000



Standard Equipment

- Four smooth rear rubber wheels
- Hydrostatic travel and vibration drive
- 2 scrapers per drum, spring loaded and tiltable
- Pressure sprinkler system with interval switch
- Multi function travel lever
- Multi-function display incl. operating hour meter
- Water level
- Emergency STOP
- Intelligent Vibration Control (IVC)
- Integrated stowage compartment
- Adjustable operator's seat
- Seat contact switch
- Vandalism protection
- 12V socket
- Working lights front and rear
- Back-up alarm
- Lockable engine hood made of composite material
- Lashing eyes, galvanized
- Single point lifting device



Optional Equipment

- ROPS with safety belt
- * Foldable ROPS incl. seat belt
- Double travel lever
- Seat heating
- ECONOMIZER with asphalt temperature display (BW100ACM)
- Temperature display
- BOMAG TELEMATIC
- Electronic fuel gauge
- Theft protection
- Indicator and hazard lights
- Rotary beacon
- Optional lighting on ROPS
- Battery disconnect switch
- Environmentally compliant hydraulic oil
- Special painting
- Edge cutter
- Port for hydraulic breaker
- Backup warning buzzer with broadband technology
- Brake release device

* Standard delivery with CE conformity (valid within European Union)

TECHNICAL DATA

Weights

Operating weight CECE	kg
Axle load, drum / wheels CECE	kg
Wheel load CECE	kg
Static linear load, front CECE	kg/cm
Grossweight	kg

Dimensions

Working width	mm
Track radius, inner	mm

Driving Characteristics

Speed	km/h
Working speed with vibration	km/h
Max. gradeability without/with vibr.	%

Drive

Engine manufacturer	
Type	
Emission stage	
Cooling	
Number of cylinders	
Performance ISO 14396	kW
Performance SAE J 1995	hp
Speed	min-1
Speed adjustment 1	min-1
Speed adjustment 2	min-1
Electric equipment	V
Driven drum	
Driven wheels	

Drums and Tyres

Tyre size	
-----------------	--

Brakes

Service brake	
Parking brake	

Steering

Steering system	
Steering method	
Steering / oscillating angle +/-	grad
Crab walk	

Exciter system

Vibrating drum	
Drive system	
Frequency	Hz
Amplitude	mm
Centrifugal force	kN

Sprinkler System

Type of sprinkling	
--------------------------	--

Capacities

Fuel	l
Water	l
Emulsion	l

BOMAG BW 100 ACM-5

1.600
770/830
208
7,7
1.900

1.000
1.980

0- 10,0
0- 10,0
40/30

Kubota
D 902
Stage V / TIER4f
water
3
15,1
20,2
3.000
2.100
3.000
12
front
4

205/60-15

hydrost.
hydromec.

oscil.artic.
hydrost.
33/8
0- 50

front
hydrost.
42/63
0,40
8/17

pressure

30,0
100,0
11,0

BOMAG BW 100 SCC-5

1.650
775/875
219
7,8
1.900

1.000
1.980

0- 10,0
0- 10,0
40/30

Kubota
D 902
Stage V / TIER4f
water
3
15,1
20,2
3.000
2.100
3.000
12
front
4

205/60-15

hydrost.
hydromec.

oscil.artic.
hydrost.
33/8
0- 50

front
hydrost.
42/63
0,40
8/19

pressure

30,0
100,0
11,0

COMBINATION ROLLERS

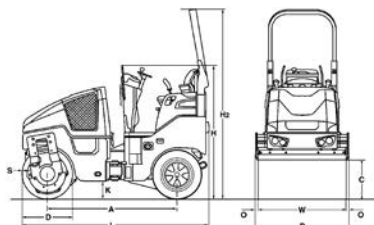
BW 100 AC-5, BW 120 AC-5



Fields of application:

Compaction of asphalt layers and wear courses on small and confined construction projects. Due to the excellent sealing of the surface and the good adapting abilities of the rubber tires to marginal areas and joints the machine is particularly suitable for walkways and cycle paths, parking lots and all types of repair works.

PRE 880 20 010



Dimensions in mm

	A	B	C	D	H	H2	K	L	O	S	W
BW 100 AC-5	1752	1072	523	700	1808	2568	254	2529	36	13	1000
BW 120 AC-5	1752	1272	523	700	1808	2568	254	2529	36	13	1200



Standard Equipment

- Four smooth rear rubber wheels
- Hydrostatic travel and vibration drive
- 2 scrapers per drum, spring loaded and tiltable
- Pressure sprinkler system with interval switch
- Multi function travel lever
- Multi-function display incl. operating hour meter
- Water level
- Emergency STOP
- Intelligent Vibration Control (IVC)
- Integrated stowage compartment
- Adjustable operator's seat
- Seat contact switch
- Vandalism protection
- 12V socket
- Working lights front and rear
- Back-up alarm
- Lockable engine hood made of composite material
- Lashing eyes, galvanized
- Single point lifting device



Optional Equipment

- * Foldable ROPS incl. seat belt
- Sun roof, rigid
- Sun roof, foldable with ROPS
- Weather protection for sun roof
- Seat heating
- Sliding seat incl. double travel lever
- ECONOMIZER with asphalt temperature display
- Temperature display
- BOMAG TELEMATIC
- Indicator and hazard lights
- Rotary beacon
- Optional lighting on ROPS
- Lighting for drum edge
- Battery disconnect switch
- Environmentally compliant hydraulic oil
- Theft protection
- Edge cutter
- Gravel scrapper
- Hydraulically adjustable crabwalk (50mm)
- Pointer
- Special painting
- Backup warning buzzer with broadband technology

* Standard delivery with CE conformity (valid within European Union)

TECHNICAL DATA

Weights

Operating weight w. ROPS CECE	kg
Axle load, drum CECE	kg
Axle load, wheels CECE	kg
Wheel load CECE	kg
Static linear load, front CECE	kg/cm
Grossweight	kg

Dimensions

Working width	mm
Track radius, inner	mm

Driving Characteristics

Speed	km/h
Working speed with vibration	km/h
Max. gradeability without/with vibr.	%

Drive

Engine manufacturer	
Type	
Emission stage	
Cooling	
Number of cylinders	
Performance ISO 14396	kW
Performance SAE J 1995	hp
Speed	min-1
Speed adjustment 1	min-1
Speed adjustment 2	min-1
Electric equipment	V
Driven drum	
Driven wheels	

Drums and Tyres

Tyre size	
-----------------	--

Brakes

Service brake	
Parking brake	

Steering

Steering system	
Steering method	
Steering / oscillating angle +/-	grad
Crab walk	

Exciter system

Vibrating drum	
Drive system	
Frequency	Hz
Amplitude	mm
Centrifugal force	kN

Sprinkler System

Type of sprinkling	
--------------------------	--

Capacities

Fuel	l
Water	l
Emulsion	l

BOMAG BW 100 AC-5

2.350
1.150
1.200
300
11,5
3.150

1.000
2.550

0- 10,0
0- 10,0
40/30

Kubota
D 1703
Stage IIIa / TIER4i
water
3
24,3
32,6
2.600
2.500
2.600
12
standard
4

205/60-15

hydrost.
hydromec.

oscil.artic.
hydrost.
32/10
50

front
hydrost.
63/67
0,50
30/34

pressure

35,0
160,0
45,0

BOMAG BW 120 AC-5

2.450
1.200
1.250
313
10,0
3.250

1.200
2.450

0- 10,0
0- 10,0
40/30

Kubota
D 1703
Stage IIIa / TIER4i
water
3
24,3
32,6
2.600
2.500
2.600
12
standard
4

9.5/65-15

hydrost.
hydromec.

oscil.artic.
hydrost.
32/10
0- 50

front
hydrost.
63/67
0,50
36/41

pressure

35,0
160,0
45,0

COMBINATION ROLLERS

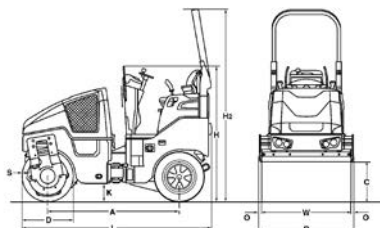
BW 100 AC-5, BW 120 AC-5



Fields of application:

Compaction of asphalt layers and wear courses on small and confined construction projects. Due to the excellent sealing of the surface and the good adapting abilities of the rubber tires to marginal areas and joints the machine is particularly suitable for walkways and cycle paths, parking lots and all types of repair works.

PRE 880 36 010



Dimensions in mm

	A	B	C	D	H	H2	K	L	O	S	W
BW 100 AC-5	1752	1072	523	700	1808	2568	254	2529	36	13	1000
BW 120 AC-5	1752	1272	523	700	1808	2568	254	2529	36	13	1200



Standard Equipment

- Four smooth rear rubber wheels
- Hydrostatic travel and vibration drive
- 2 scrapers per drum, spring loaded and tiltable
- Pressure sprinkler system with interval switch
- Multi function travel lever
- Multi-function display incl. operating hour meter
- Water level
- Emergency STOP
- Intelligent Vibration Control (IVC)
- Integrated stowage compartment
- Adjustable operator's seat
- Seat contact switch
- Vandalism protection
- 12V socket
- Working lights front and rear
- Back-up alarm
- Lockable engine hood made of composite material
- Lashing eyes, galvanized
- Single point lifting device



Optional Equipment

- * Foldable ROPS incl. seat belt
- Sun roof, rigid
- Sun roof, foldable with ROPS
- Weather protection for sun roof
- Seat heating
- Sliding seat incl. double travel lever
- ECONOMIZER with asphalt temperature display
- Temperature display
- BOMAG TELEMATIC
- Indicator and hazard lights
- Rotary beacon
- Optional lighting on ROPS
- Lighting for drum edge
- Battery disconnect switch
- Environmentally compliant hydraulic oil
- Theft protection
- Edge cutter
- Gravel scatterer
- Hydraulically adjustable crabwalk (50mm)
- Pointer
- Special painting
- Backup warning buzzer with broadband technology

* Standard delivery with CE conformity (valid within European Union)

TECHNICAL DATA

Weights

Operating weight w. ROPS CECE	kg
Axle load, drum / wheels CECE	kg
Wheel load CECE	kg
Static linear load, front CECE	kg/cm
Grossweight	kg

Dimensions

Working width	mm
Track radius, inner	mm

Driving Characteristics

Speed	km/h
Working speed with vibration	km/h
Max. gradeability without/with vibr.	%

Drive

Engine manufacturer	
Type	
Emission stage	
Exhaust gas aftertreatment	
Cooling	
Number of cylinders	
Performance ISO 14396	kW
Performance SAE J 1995	hp
Speed	min-1
Speed adjustment 1	min-1
Speed adjustment 2	min-1
Electric equipment	V
Driven drum	
Driven wheels	

Drums and Tyres

Tyre size	
-----------------	--

Brakes

Service brake	
Parking brake	

Steering

Steering system	
Steering method	
Steering / oscillating angle +/-	grad
Crab walk	

Exciter system

Vibrating drum	
Drive system	
Frequency	Hz
Amplitude	mm
Centrifugal force	kN

Sprinkler System

Type of sprinkling	
--------------------------	--

Capacities

Fuel	l
Water	l
Emulsion	l

BOMAG BW 100 AC-5

2.400
1.150/1.250
313
12,2
2.800

1.000
2.550

0- 10,0
0- 10,0
40/30

Kubota
D1803
Stage V / TIER4f
DPF
water
3
24,6
33,0
2.600
2.500
2.600
12
standard
4

205/60-15

hydrost.
hydromec.

oscil.artic.
hydrost.
32/10
0- 50

front
hydrost.
63/67
0,50
30/34

pressure

35,0
160,0
45,0

BOMAG BW 120 AC-5

2.450
1.200/1.250
313
10,0
2.950

1.200
2.450

0- 10,0
0- 10,0
40/30

Kubota
D1803
Stage V / TIER4f
DPF
water
3
24,6
33,0
2.600
2.500
2.600
12
standard
4

9.5/65-15

hydrost.
hydromec.

oscil.artic.
hydrost.
32/10
0- 50

front
hydrost.
63/67
0,50
36/41

pressure

35,0
160,0
45,0

COMBINATION ROLLERS

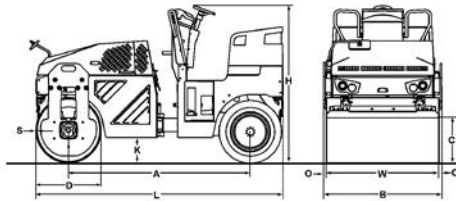
BW 115 AC-5, BW 131 ACW-5



Fields of application:

Compaction of asphalt layers and wear courses on small and confined construction projects. Due to the excellent sealing of the surface and the good adapting abilities of the rubber tires to marginal areas and joints the machine is particularly suitable for walkways and cycle paths, parking lots and all types of repair works.

PRE 750 23 010



Dimensions in mm

	A	B	C	D	H	K	L	O	S	W
BW 115 AC-5	1950	1290	555	700	1684	270	2649	45	13	1200
BW 131 ACW-5	2300	1380	625	800	1700	250	3100	40	15	1300



Standard Equipment

- Hydrostatic drive
- 2 scrapers per drum
- Sprinkler system on drum and wheels
- Multi-function display incl. operating hour meter
- Fuel level indicator
- Engine temperature
- Speedometer
- 2 travel levers with integrated switches for vibration
- Emergency stop button
- Emergency brake
- Intelligent vibration control (IVC)
- Comfort driver's seat
- Back-up alarm
- Working lights front and rear
- Outside mirrors



Optional Equipment

- ECONOMIZER
- Rotary beacon
- Sun roof
- Ultrasonic sensor for backup alarm system

TECHNICAL DATA

Weights

Operating weight CECE	kg	2.600	3.500
Static linear load, front CECE	kg/cm	11,7	15,2
Max. weight	kg	2.800	3.700

Dimensions

Track radius, inner	mm	2.500	3.000
---------------------------	----	-------	-------

Driving Characteristics

Max. travel speed	km/h	0 - 12,0	0- 12,0
Max. gradeability without/with vibr.	%	35/25	30/20

Drive

Engine manufacturer		Kubota	Kubota
Type		D 1703	D 1703
Emission stage		Stage 3a/TIER4f/C	Stage IIIa / TIER4f/CN3
Cooling		water	water
Number of cylinders		3	3
Performance ISO 9249	kW	18,5	18,5
Performance SAE J 1995	hp	25,1	25,1
Speed	min-1	2.200	2.200
Electric equipment	V	12	12
Driven drum		1	1
Driven wheels		4	4

Drums and Tyres

Tyre size		9.5/65-15	10.5/80-16 6PR
Number of tyres		4	4

Brakes

Service brake		hydrost.	hydrost.
Parking brake		hydromec.	hydromec.

Steering

Steering system		oscil.artic.	oscil.artic.
Steering method		hydrost.	hydrost.
Steering angle +/-	grad	35	35
Oscillating angle +/-	grad	8	8

Exciter system

Drive system		hydrost.	hydrost.
Frequency (1)	Hz	60	60
Amplitude (1)	mm	0,30	0,30
Centrifugal force 1	kN	23	28

Sprinkler System

Type of sprinkling		pressure	pressure
--------------------------	--	----------	----------

Capacities

Fuel	l	40,0	40,0
Water	l	200,0	310,0
Emulsion	l	10,0	10,0

BOMAG BW 115 AC-5

BOMAG BW 131 ACW-5

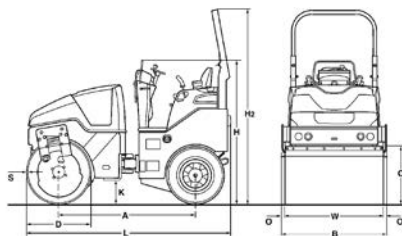
COMBINATION ROLLER BW 138 AC-5



Fields of application:

Compaction of asphalt layers and wear courses on small and confined construction projects. Due to the excellent sealing of the surface and the good adapting abilities of the rubber tires to marginal areas and joints the machine is particularly suitable for walkways and cycle paths, parking lots and all types of repair works.

PRE 650 31 010



Dimensions in mm

	A	B	C	D	H	H2	K	L	O	S	W
BW 138 AC-5	1900	1468	700	900	1895	2703	340	2840	44	18	1380



Standard Equipment

- Hydrostatic travel and vibration drive
- 2 scrapers per drum, spring loaded and tiltable
- Pressure sprinkler system with interval switch
- Multi function travel lever
- Multi-function display incl. operating hour meter
- Water level
- Electronic fuel gauge
- Emergency STOP
- Individual control, vibration
- Intelligent Vibration Control (IVC)
- Integrated stowage compartment
- Sliding seat incl. double travel lever
- Seat contact switch
- 12V socket
- Working lights front and rear
- Vandalism protection
- Lockable engine hood made of composite material
- Lashing eyes, galvanized
- Single point lifting device
- Back-up alarm



Optional Equipment

- *Foldable ROPS incl. seat belt
- Sun roof, rigid
- Sun roof, foldable with ROPS
- Weather protection for sun roof
- Weather protection cabin
- Seat heating
- ECONOMIZER with asphalt temperature display
- Temperature display
- BOMAG TELEMATIC
- Indicator and hazard lights
- Rotary beacon
- Optional lighting on ROPS
- Lighting for drum edge
- Battery disconnect switch
- Environmentally compliant hydraulic oil
- Theft protection
- Edge cutter
- Gravel scatterer
- Thermal aprons
- Hydraulically adjustable crabwalk (50mm)
- Pointer
- 2. Amplitude:0,2mm
- Backup warning buzzer with broadband technology
- Special painting
- Tool kit

* Standard delivery with CE conformity (valid within European Union)

TECHNICAL DATA

Weights

Operating weight w. ROPS CECE	kg
Axle load, drum / wheels CECE	kg
Wheel load CECE	kg
Static linear load, front CECE	kg/cm
Grossweight	kg

Dimensions

Working width	mm
Track radius, inner	mm

Driving Characteristics

Max. travel speed	km/h
Working speed with vibration	km/h
Max. gradeability without/with vibr.	%

Drive

Engine manufacturer	
Type	
Emission stage	
Cooling	
Number of cylinders	
Performance ISO 14396	kW
Performance SAE J 1995	hp
Speed	min-1
Speed adjustment 1	min-1
Speed adjustment 2	min-1
Electric equipment	V

Drums and Tyres

Tyre size	10.5/80-16
Number of tyres	4

Brakes

Service brake	hydrost.
Parking brake	hydromec.

Steering

Steering system	oscil.artic.
Steering method	hydrost.
Steering / oscillating angle +/-	grad
Crab walk	0- 50

Exciter system

Vibrating drum	front
Drive system	hydrost.
Frequency	Hz
Amplitude	mm
Centrifugal force	kN

Capacities

Fuel	l
Water	l
Emulsion	l

BOMAG BW 138 AC-5

4.150
2.150/2.000
500
15,6
4.300
1.380
2.616
0- 10,0
0- 10,0
40/30
Kubota
V 2203
Stage IIIa / TIER4i
water
4
33,3
44,7
2.600
2.770
2.140
12
10.5/80-16
4
hydrost.
hydromec.
oscil.artic.
hydrost.
32/10
0- 50
front
hydrost.
50/56
0,50
45/57
55,0
260,0
50,0

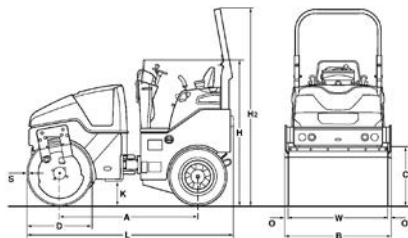
COMBINATION ROLLER BW 138 AC-5



Fields of application:

Compaction of asphalt layers and wear courses on small and confined construction projects. Due to the excellent sealing of the surface and the good adapting abilities of the rubber tires to marginal areas and joints the machine is particularly suitable for walkways and cycle paths, parking lots and all types of repair works.

PRE 650 35 010



Dimensions in mm

	A	B	C	D	H	H2	K	L	O	S	W
BW 138 AC-5	1900	1468	700	900	1900	2700	340	2840	44	18	1380



Standard Equipment

- Hydrostatic travel and vibration drive
- 2 scrapers per drum, spring loaded and tiltable
- Pressure sprinkler system with interval switch
- Multi function travel lever
- Multi-function display incl. operating hour meter
- Water level
- Electronic fuel gauge
- Emergency STOP
- Individual control, vibration
- Intelligent Vibration Control (IVC)
- Integrated stowage compartment
- Sliding seat incl. double travel lever
- Seat contact switch
- 12V socket
- Working lights front and rear
- Vandalism protection
- Lockable engine hood made of composite material
- Lashing eyes, galvanized
- Single point lifting device
- Back-up alarm



Optional Equipment

- *Foldable ROPS incl. seat belt
- Sun roof, rigid
- Sun roof, foldable with ROPS
- Weather protection for sun roof
- Weather protection cabin
- Seat heating
- ECONOMIZER with asphalt temperature display
- Temperature display
- BOMAG TELEMATIC
- Indicator and hazard lights
- Rotary beacon
- Optional lighting on ROPS
- Lighting for drum edge
- Battery disconnect switch
- Environmentally compliant hydraulic oil
- Theft protection
- Edge cutter
- Gravel scrapper
- Thermal aprons
- Hydraulically adjustable crabwalk (50mm)
- Pointer
- 2. Amplitude:0,2mm
- Backup warning buzzer with broadband technology
- Special painting
- Tool kit
- ECOSTOP

* Standard delivery with CE conformity
(valid within European Union)

TECHNICAL DATA

Weights

Operating weight w. ROPS CECE	kg
Axle load, drum / wheels CECE	kg
Wheel load CECE	kg
Static linear load, front CECE	kg/cm
Grossweight	kg

Dimensions

Working width	mm
Track radius, inner	mm

Driving Characteristics

Speed (1)	km/h
Speed (2)	km/h
Max. gradeability without/with vibr.	%

Drive

Engine manufacturer	Kubota
Type	V2403
Emission stage	Stage V / TIER4f
Exhaust gas aftertreatment	DPF
Cooling	water
Number of cylinders	4
Performance ISO 14396	kW
Performance SAE J 1995	hp
Speed	min-1
Speed adjustment 1	min-1
Speed adjustment 2	min-1
Electric equipment	V

Drums and Tyres

Tyre size	10.5/80-16
Number of tyres	4

Brakes

Service brake	hydropst.
Parking brake	hydromec.

Steering

Steering system	oscil.artic.
Steering method	hydropst.
Steering / oscillating angle +/-	grad
Crab walk	0- 50

Exciter system

Vibrating drum	front
Drive system	hydropst.
Frequency	Hz
Amplitude	mm
Centrifugal force	kN

Capacities

Fuel	l
Water	l
Emulsion	l

BOMAG BW 138 AC-5

4.150
2.150/2.000
500
15,6
4.300

1.380
2.616

5,0
10,0
40/30

Kubota
V2403
Stage V / TIER4f
DPF
water
4
34,1
45,7
2.400
2.300
2.530
12

10.5/80-16
4

hydropst.
hydromec.

oscil.artic.
hydropst.
32/10
0- 50

front
hydropst.
50/56
0,50
45/57

55,0
260,0
50,0

COMBINATION ROLLERS

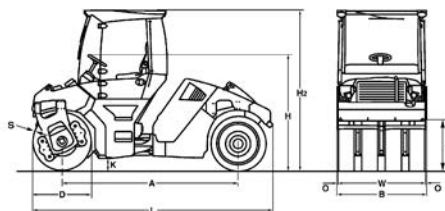
BW 151 AC-5, BW 161 AC-5



Fields of application:

Compaction of asphalt layers, wear courses and frost blanket layers in new constructions and maintenance work on medium to large scale construction projects. Due to the excellent sealing of the surface and the kneading effect of the rubber tires particularly suitable for parking lots, roads and asphalt materials sensitive to scuffing.

PRE 921 16 010



Dimensions in mm

	A	B	C	D	H	H2	K	L	O	S	W
BW 151 AC - 5	3300	1844	730	1100	2240	3000	250	4400	82	16	1680
BW 161 AC-5	3620	1836	670	1220	2315	3050	250	4840	78	17	1680



Standard Equipment

- 2 amplitudes / 2 frequencies
- ECOMODE
- Autom. vibration operation
- Driver's seat, slewable (-15/+75°)
 - laterally slidable with steering wheel
- 2 travel levers with integrated switches for vibration
 - + Edge pressing roller
 - + Crab steer right/left
 - + Warning horn
- On-board computer
 - engine oil temperature
 - Speedometer
 - Fuel consumption
 - Engine temperature
- V-belt protection
- Compartments for documents and tools
- Pressure sprinkling system with 3 pumps (Water/Emulsion)
- Back-up alarm
- Battery disconnect switch
- Emergency stop button



Optional Equipment

- ROPS cabin with seat belts
 - + heating, Ventilation
 - + 4 Working head lights
- ROPS cabin with air conditioning
- Rotary beacon
- Crab-walk to both sides (170mm)
- 2 LED-lights for cabin roof (flatbeam)
- Edge cutter
- Special painting
- Environmentally compliant hydraulic oil
- Radio/Radio preparation
- ROPS/FOPS with safety belt
- Precision spreader BS180
- Precision spreader BS180 laterally slidable
- Asphalt temperature display
- Lighting for drum edge front and rear
- Seat heating
- Frequency 70Hz
- Approval by the German TÜV
- Thermal aprons
- BOMAG TELEMATIC POWER
- Outside mirrors
- ECONOMIZER
- BCM-Documentation system

TECHNICAL DATA

Weights

Operating weight CECE w. ROPS-cabin	kg
Static linear load CECE	kg/cm
Axle load, drum CECE	kg
Axle load, wheels CECE	kg
Wheel load CECE	kg
Grossweight	kg

Dimensions

Track radius, inner	mm
Length (without towing hitch)	mm

Driving Characteristics

Max. travel speed	km/h
Max. gradeability without/with vibr.	%

Drive

Engine manufacturer	
Type	
Emission stage	
Exhaust gas aftertreatment	
Cooling	
Number of cylinders	
Performance ISO 14396	kW
Performance SAE J 1995	hp
Speed	min-1

Brakes

Service brake	
Parking brake	

Steering

Steering system	
-----------------------	--

Exciter system

Autom. vibr. shut off	
Frequency	Hz
Amplitude	mm
Centrifugal force	kN
Centrifugal force	t

Capacities

Fuel	l
Water	l

BOMAG BW 151 AC - 5

7.500
23,2
3.900
3.600
900
8.500

4.390
4.400

0- 12,0
40/30

Kubota
V3307 CR-T
StageV / TIER4f
DOC+DPF
Liquid
4
55,4
74,3
2.400

hydrost.
multi disc

oscil.artic.

standard
45/55
0,68/0,27
69/41
7,0/4,2

125,0
600,0

BOMAG BW 161 AC-5

9.700
30,4
5.100
4.600
1.150
11.200

4.900
4.840

0- 12,0
35/30

Deutz
TCD 3.6 L4
Stage IV / TIER4f
DOC+SCR
Liquid
4
95,0
127,0
2.300

hydrost.
multi disc

oscil.artic.

standard
40/53
0,87/0,44
95/90
9,7/9,2

145,0
750,0

COMBINATION ROLLERS

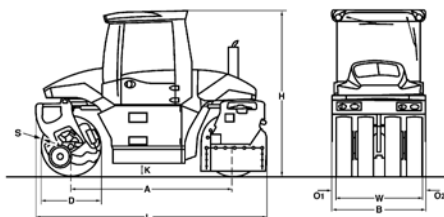
BW 154 ACP-4V, BW 174 ACP-4F



Fields of application:

Compaction of asphalt layers, wear courses and frost blanket layers in new constructions and maintenance work on medium to large scale construction projects. Due to the excellent sealing of the surface and the kneading effect of the rubber tires particularly suitable for parking lots, roads and asphalt materials sensitive to scuffing.

PRE 870 63 010



Dimensions in mm

	A	B	C	D	H1	K	L	O	S	W
BW 154 ACP-4V	2890	1665	735	1100	2955	240	3990	83	16	1500
BW 174 ACP-4F	3200	1826	660	1220	3000	288	4420	73	19	1680



Standard Equipment

- ECOMODE
- Plastic water tank
under the operator's platform
- Water-saving pressure sprinklers
- Pressure sprinkler system Emulsion
- 2 amplitudes / 2 frequencies
- Autom. vibration operation
- 2 spring-loaded hinged scrapers
- Indicator and hazard lights
- ROPS cabin with seat belts
+ heating
- 2 Outside mirrors
- Steering method/Operator's seat sliding /
rotatable
(270grad)
- Steering with comfort control
- 5 Steering modes
- Emergency STOP
- Back-up alarm
- Split drum
- Brake release device



Optional Equipment

- ECONOMIZER
- Edge cutter
- Pointer
- Rotary beacon
- Special paint
- Environmentally compliant hydraulic oil
- Tool kit
- Thermal aprons
- Radio/Radio preparation
- Lighting for drum edge
- Asphalt temperature display
- Precision spreader
- Precision spreader laterally slidable
- Air condition
- Backup warning buzzer with broadband
technology
- BCM 05 + GPS Documentation system
- Additional outside mirrors
- By-pass filter
- BOMAG TELEMATIC
- Rearview camera
- BOMAG ECOSTOP
- Super comfort seat with air suspension

TECHNICAL DATA

Weights

Operating weight CECE w. ROPS-cabin	kg
Static linear load CECE	kg/cm
Axle load, drum CECE	kg
Axle load, wheels CECE	kg
Wheel load CECE	kg
Grossweight	kg

Dimensions

Track radius, inner	mm
---------------------------	----

Driving Characteristics

Speed (1)	km/h
-----------------	------

Drive

Engine manufacturer	
Type	
Emission stage	
Exhaust gas aftertreatment	
Cooling	
Number of cylinders	
Performance ISO 14396	kW
Performance SAE J 1995	hp
Speed	min-1

Drums and Tyres

Drum width	mm
Number of tyres	
Split drum	

Brakes

Service brake	
Parking brake	

Steering

Steering system	
Lateral displacement right/left	mm

Exciter system

Construction	
Autom. vibr. shut off	
Frequency	Hz
Amplitude	mm
Centrifugal force	kN

Capacities

Fuel	l
Water	l
Emulsion	l

BOMAG BW 154 ACP-4V

7.200
23,7
3.550
3.650
913
8.900

2.950

0- 10,0

Kubota
V3307 CR-T
StageV / TIER4f
DOC+DPF
Liquid
4
55,4
74,2
2.400

1.500
4
front

hydrost.
mech.

2-p. pivoted
1.130

radial
standard
40/55
0,66/0,32
69/63

155,0
550,0
32,0

BOMAG BW 174 ACP-4F

8.800
28,0
4.700
4.100
1.025
10.400

2.946

0- 10,5

Deutz
TCD 3.6 L4
Stage IV / TIER4f
DPF+SCR
Liquid
4
74,4
99,6
2.000

1.680
4
front

hydrost.
mech.

2-p. pivoted
1.350

radial
standard
45/60
0,46/0,20
80/61

180,0
680,0
32,0

ASPHALT MANAGER – COMBINATION ROLLERS

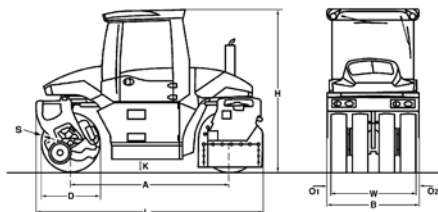
BW 154 ACP-4V AM, BW 174 ACP-4F AM



Fields of application:

ASPHALT MANAGER (AM 2) is an intelligent compaction system which automatically regulates amplitude. The AM 2 system is the enhanced successor to ASPHALT MANAGER with EVIB display (MN/m²). Real-time compaction progress is displayed visually. The EVIB value is the measuring and control base-line.

PRE 870 62 010



Dimensions in mm

	A	B	C	D	H1	K	L	O	S	W
BW 154 ACP-4V AM	2890	1665	735	1100	2955	240	3990	83	16	1500
BW 174 ACP-4F AM	3200	1826	660	1220	3000	288	4420	73	19	1680



Standard Equipment

- ECOMODE
- ASPHALT MANAGER 2
- Oscillation mode
- Highly wear resistant AM drum
- Plastic water tank
 - under the operator's platform
- Water-saving pressure sprinklers
- Pressure sprinkler system Emulsion
- Autom. vibration operation
- 2 spring-loaded hinged scrapers
- Indicator and hazard lights
- ROPS cabin with seat belts
 - + heating
- 2 Outside mirrors
- Steering method/Operator's seat sliding / rotatable
 - (270grad)
- Steering with comfort control
 - 5 Steering modes
- Emergency STOP
- Back-up alarm
- Integrated display (BOP)
- Split drum
- Brake release device



Optional Equipment

- Edge cutter
- Pointer
- Rotary beacon
- Special paint
- Environmentally compliant hydraulic oil
- Tool kit
- Thermal aprons
- Printer for ASPHALT MANAGER
- Radio/Radio preparation
- MICHELIN-Tyres
- Lighting for drum edge
- Precision spreader
- Precision spreader laterally slidable
- Air condition
- Backup warning buzzer with broadband technology
- Working and maintenance light
- Additional outside mirrors
- By-pass filter
- BCM 05 + GPS Documentation system
- BOMAG TELEMATIC
- BOMAG ECOSTOP
- AM operating control, rear
- Rearview camera
- Super comfort seat with air suspension

TECHNICAL DATA

Weights

Operating weight CECE w. ROPS-cabin	kg
Static linear load CECE	kg/cm
Axle load, drum CECE	kg
Axle load, wheels CECE	kg
Wheel load CECE	kg
Grossweight	kg

Dimensions

Track radius, inner	mm
---------------------------	----

Driving Characteristics

Speed (1)	km/h
-----------------	------

Drive

Engine manufacturer	
Type	
Emission stage	
Exhaust gas aftertreatment	
Cooling	
Number of cylinders	
Performance ISO 14396	kW
Performance SAE J 1995	hp
Speed	min-1

Drums and Tyres

Drum width	mm
Number of tyres	
Split drum	

Brakes

Service brake	
Parking brake	

Steering

Steering system	
Lateral displacement right/left	mm

Exciter system

Construction	
Autom. vibr. shut off	
Frequency	Hz
Amplitude	mm
Centrifugal force	kN

Capacities

Fuel	l
Water	l
Emulsion	l

BOMAG BW 154 ACP-4V AM

7.200
23,7
3.550
3.650
913
8.900

2.950

0- 10,0

Kubota
V3307 CR-T
StageV / TIER4f
DOC+DPF
Liquid
4
55,4
74,2
2.400

1.500
4
front

hydrost.
mech.

2-p. pivoted
1.130

Directed exciter
standard
45
0,80
119

155,0
550,0
32,0

BOMAG BW 174 ACP-4F AM

9.100
29,8
5.000
4.100
1.025
10.700

2.946

0- 10,5

Deutz
TCD 3.6 L4
Stage IV / TIER4f
DPF+SCR
Liquid
4
74,4
99,6
2.000

1.680
4
front

hydrost.
mech.

2-p. pivoted
1.350

Directed exciter
standard
46
0- 0,73
146

180,0
680,0
32,0

COMBINATION ROLLERS

BW 151 AC-50, BW 161 AC-50



Fields of application:

Compaction of asphalt layers, wear courses and frost blanket layers in new constructions and maintenance work on medium to large scale construction projects. Due to the excellent sealing of the surface and the kneading effect of the rubber tires particularly suitable for parking lots, roads and asphalt materials sensitive to scuffing.

PRE 921 07 010



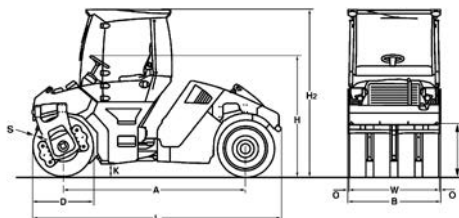
Standard Equipment

- 2 amplitudes / 2 frequencies
- Autom. vibration operation
- Driver's seat, slewable (-15/+75°) laterally slidable with steering wheel
- V-belt protection
- Pressure sprinkling system with 3 pumps (Water/Emulsion)
- Back-up alarm
- Battery disconnect switch
- Emergency stop button
- Folding scrapers



Optional Equipment

- ROPS cabin with seat belts + heating, Ventilation + 4 Working head lights
- ROPS cabin with air conditioning
- BCM-Dokumentation system
- Rotary beacon
- 2 LED-lights for cabin roof (flatbeam)
- Edge cutter
- ROPS/FOPS with safety belt
- Asphalt temperature display
- Frequency 70Hz
- Thermal aprons
- BOMAG TELEMATIC START
- Crab-walk to both sides (170mm)
- ECONOMIZER
- Edge cutter



Dimensions in mm

	A	B	C	D	H	H2	K	L	O	S	W
BW 151 AC - 50	3300	1844	730	1100	2200	3000	250	4400	82	16	1680
BW 161 AC - 50	3620	1836	670	1220	2315	3050	250	4840	78	17	1680

TECHNICAL DATA

Weights

Operating weight CECE w. ROPS-cabin	kg
Static linear load CECE	kg/cm
Axle load, drum CECE	kg
Axle load, wheels CECE	kg
Wheel load CECE	kg
Grossweight	kg

Dimensions

Track radius, inner	mm
Length (without towing hitch)	mm

Driving Characteristics

Max. travel speed	km/h
Max. gradeability without/with vibr.	%

Drive

Engine manufacturer	
Type	
Emission stage	
Cooling	
Number of cylinders	
Performance ISO 14396	kW
Performance SAE J 1995	hp
Speed	min-1

Drums and Tyres

Drum width	mm
Number of tyres	
Tyre size	

Brakes

Service brake	
Parking brake	

Steering

Steering system	
-----------------------	--

Exciter system

Vibrating drum	
Autom. vibr. shut off	
Frequency	Hz
Amplitude	mm
Centrifugal force	kN

Capacities

Fuel	l
Water	l

BOMAG BW 151 AC - 50

7.500
23,2
3.900
3.600
900
8.500

4.390
4.400

0- 11,0
40/30

Kubota
V 3307 DI-T
Stage IIIa / TIER4i
Liquid
4
55,4
74,3
2.200

1.680
4
11,00-20 18PR

hydrost.
multi disc

oscil.artic.

front
standard
45/55
0,68/0,27
75/45

125,0
600,0

BOMAG BW 161 AC - 50

9.700
30,4
5.100
4.600
1.150
11.200

4.900
4.840

0- 12,0
35/30

Deutz
BF4M 2012 C
Stage II / TIER2
Liquid
4
103,0
138,0
2.500

1.680
4
11,00-20 18PR

hydrost.
multi disc

oscil.artic.

front
standard
40/55
0,87/0,44
95/90

145,0
750,0

PNEUMATIC TYRED ROLLER

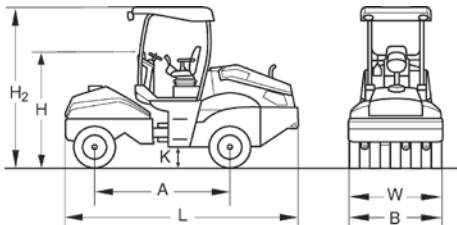
BW 11 RH-5 - Tier 3



Fields of application:

Compaction of asphalt wear courses, asphalt binder courses and asphalt surface layers as well as compaction of natural soils and materials stabilized with lime or cement. Due to their excellent kneading effect pneumatic tired rollers achieve an excellent sealing of the surface. The modern hydrostatic drive concept allows for an especially sensitive drive control of the roller in three speed levels.

PRE 538 73 010



Dimensions in mm

	A	B	H	H2	K	L	W
BW 11 RH-5	2500	1727	2085	2870	380	4430	1727



Standard Equipment

- Operator's platform with:
 - + Steering wheel
 - + Travel lever
 - + Operator seat
- Control panel for
 - Engine oil pressure
 - Engine temperature
 - Air filter vacuum
 - Hydraulic oil filter
 - Coolant level
 - fuel tank capacity
- Hour meter
- Warning horn
- Lockable anti vandal dashboard protection
- Back-up alarm



Optional Equipment

- * ROPS/FOPS with safety belt
- * ROPS-cabin with heating
- * ROPS cabin with air conditioning
- Radio
- Swivel seat (+40°/-10°)
- Indicator and hazard lights
- Rotary beacon
- Additional lighting for cabin
- Pointer
- Pressure sprinkler system/Scrapers
- Spraying system for scraper, coco fibre
- Spraying system for scraper, brush
- Central tyre inflating system
- Thermal aprons
- Brake release device
- Backup warning buzzer with broadband technology
- Special painting
- Additional weight
 - 7t Grossweight
 - 9t Grossweight
 - 11t Grossweight
- TELEMATIC

* Standard delivery with CE conformity
(valid within European Union)

TECHNICAL DATA

Weights

Operating weight w. ROPS CECE	kg
Operating weight CECE w. ROPS-cabin	kg
Grossweight	kg
Max. middle wheel load CECE	kg

Dimensions

Track radius, inner	mm
---------------------------	----

Driving Characteristics

Speed (1)	km/h
Speed (2)	km/h
Speed (3)	km/h
Max. gradeability (dep. on soil con.)	%

Drive

Engine manufacturer	
Type	
Emission stage	
Cooling	
Number of cylinders	
Performance ISO 14396	kW
Performance SAE J 1995	hp
Electric equipment	V
Drive system	
Driven axles	

Tyres

Tyre size	
Wheel track overlap	mm
Number of tyres, front / rear	

Steering

Steering system	
Steering method	
Steering angle +/-	grad
Oscillating angle +/-	grad
Oscillation of tyres, front	grad

Capacities

Fuel	l
Water	l

BOMAG BW 11 RH-5

5.200
5.400
11.000
1.222

3.100

12,0
16,0
20,0
20

Kubota
V 3307 DI-T
Stage IIIa / TIER3
Liquid
4
55,4
74,0
12
hydrost.
rear

7,50x15 14PL
> 20,0
5/4

oscil.artic.
hydrost.
35
10
5

200,0
530,0

PNEUMATIC TYRED ROLLER

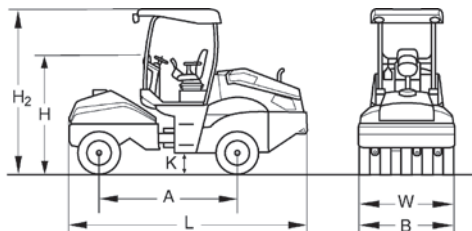
BW 11 RH-5 - Tier 4 final



Fields of application:

Compaction of asphalt wear courses, asphalt binder courses and asphalt surface layers as well as compaction of natural soils and kneading effect pneumatic tired rollers achieve an excellent sealing of the surface. The modern hydrostatic drive concept allows for an especially sensitive drive control of the roller in three speed levels.

PRE 538 70 010



Dimensions in mm

	A	B	H	H2	K	L	W
BW 11 RH-5	2500	1920	2085	2870	380	4430	1727



Standard Equipment

- Operator's platform with:
 - + Steering wheel
 - + Travel lever
 - + Operator seat
- Control panel for
 - Engine oil pressure
 - Engine temperature
 - Air filter vacuum
 - Hydraulic oil filter
 - Coolant level
 - fuel tank capacity
- Hour meter
- Warning horn
- Lockable anti vandal dashboard protection
- Back-up alarm



Optional Equipment

- * ROPS/FOPS with safety belt
- * ROPS-cabin with heating
- * ROPS cabin with air conditioning
- Radio
- Swivel seat (+40°/-10°)
- Indicator and hazard lights
- Rotary beacon
- Additional lighting for cabin
- Pointer
- Pressure sprinkler system/Scrapers
- Spraying system for scraper, coco fibre
- Spraying system for scraper, brush
- Central tyre inflating system
- Thermal aprons
- Brake release device
- Backup warning buzzer with broadband technology
- Special painting
- Additional weight
 - 7t Grossweight
 - 9t Grossweight
 - 11t Grossweight
- TELEMATIC

* Standard delivery with CE conformity
(valid within European Union)

TECHNICAL DATA

Weights

Operating weight w. ROPS CECE	kg
Operating weight CECE w. ROPS-cabin	kg
Grossweight	kg
Max. middle wheel load CECE	kg

Dimensions

Track radius, inner	mm
---------------------------	----

Driving Characteristics

Speed (1)	km/h
Speed (2)	km/h
Speed (3)	km/h
Max. gradeability (dep. on soil con.)	%

Drive

Engine manufacturer	
Type	
Emission stage	
Exhaust gas aftertreatment	
Cooling	
Number of cylinders	
Performance ISO 14396	kW
Performance SAE J 1995	hp
Electric equipment	V
Drive system	
Driven axles	

Tyres

Tyre size	
Wheel track overlap	mm
Number of tyres, front / rear	

Steering

Steering system	
Steering method	
Steering angle +/-	grad
Oscillating angle +/-	grad
Oscillation of tyres, front	grad

Capacities

Fuel	l
Water	l

BOMAG BW 11 RH-5

5.200
5.400
11.000
1.222

3.100

12,0
16,0
20,0
20

Kubota
V3307 CR-T
StageV / TIER4f
DPF
Liquid
4
55,4
74,0
12
hydrost.
rear

7.50x15 14PL
> 20,0
5/4

oscil.artic.
hydrost.
35
10
5

200,0
530,0

PNEUMATIC TYRED ROLLERS

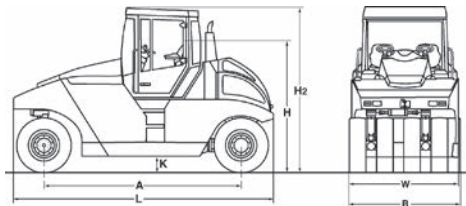
BW 24 RH, BW 27 RH



Fields of application:

Compaction of asphalt wear courses, asphalt binder courses and asphalt surface layers as well as compaction of natural soils and materials stabilized with lime or cement. Due to their excellent kneading effect pneumatic tyred rollers achieve an excellent sealing of the surface. The modern hydrostatic drive concept allows for an especially sensitive drive control of the roller in three speed levels.

PRE 538 00 010



Dimensions in mm

	A	B	H	H2	K	L	W
BW 24 RH	3700	2098	2840	3090	300	4940	2042
BW 27 RH	3700	2098	2840	3090	300	4940	2042



Standard Equipment

- Operator's platform with:
 - two steering wheels
 - Laterally sliding seat
- Control panel for
 - Hour meter
 - Engine oil pressure
 - Engine temperature
 - Air filter vacuum
 - Charge control
 - Hydraulic oil filter
 - Coolant Level
 - fuel tank capacity
- Lockable anti vandal dashboard protection
- Central tyre inflating system
- 2 Outside mirrors
- Indicator and hazard lights
- Back-up alarm
- Scraper per wheel
- Pressure sprinkler system
- Warning horn



Optional Equipment

- * ROPS/FOPS with safety belt
- * ROPS-cabin with heating
- * ROPS cabin with air conditioning
- Railing
- Sun roof
- Special painting
- Working lights
- Rotary beacon
- Lamp guard
- Rearview camera
- Speedometer
- Radio Bluetooth
- BOMAG TELEMATIC
- Fire extinguisher
- Thermal aprons
- Cold start device
- Edge cutter
- Scraper coco mat, spring loaded and tiltable
- Scraper brush, spring loaded and tiltable
- Environmentally compliant hydraulic oil
- Additional weight
 - Steel 4.800kg (BW24RH)
 - Granulate 5.000kg (BW24RH) Granulate 10.400kg
 - Granulate 13.100kg (BW27RH)
- Waterproof frame
- Wheels DUNLOP 11,00-R20
- Wheels MICHELIN 13/80R20
- Profiled tyres
- Tool kit

* Standard delivery with CE conformity
(valid within European Union)

TECHNICAL DATA

Weights

Operating weight CECE w. ROPS-cabin	kg
Grossweight	kg
Max. middle wheel load CECE	kg

Dimensions

Track radius, inner	mm
---------------------------	----

Driving Characteristics

Speed (1)	km/h
Speed (2)	km/h
Speed (3)	km/h
Max. gradeability (dep. on soil con.)	%

Drive

Engine manufacturer	
Type	
Emission stage	
Cooling	
Number of cylinders	
Performance ISO 14396	kW
Speed	min-1
Electric equipment	V
Drive system	
Driven axles	

Tyres

Tyre size	
Wheel track overlap	mm

Brakes

Service brake	
Parking brake	

Steering

Steering system	
Steering method	
Steering angle +/-	grad
Oscillation of tyres, front	grad
Level adjustment	mm

Sprinkler System

Type of sprinkling	
--------------------------	--

Capacities

Fuel	l
Water	l
Volume of ballast compartment	m ³

BOMAG BW 24 RH

8.800
24.000
3.000

5.320

0- 7,0
0- 10,5
0- 20,0
30

Deutz
TCD 2012 L04 2V
Stage IIIa / TIER3
Liquid
4
74,9
2.300
12

rear

11,00-20 18PR
42,0

pneum./hydr.
multi disc

2-p. pivoted
hydrost.
30
4
100

pressure

250,0
400,0
3,5

BOMAG BW 27 RH

13.600
27.000
3.375

5.320

0- 7,0
0- 10,5
0- 20,0
27

Deutz
TCD 2012 L04 2V
Stage IIIa / TIER3
Liquid
4
100,0
2.300
12

rear

11,00-20 18PR
42,0

pneum./hydr.
multi disc

2-p. pivoted
hydrost.
30
4
100

pressure

250,0
400,0
3,5

PNEUMATIC TYRED ROLLER

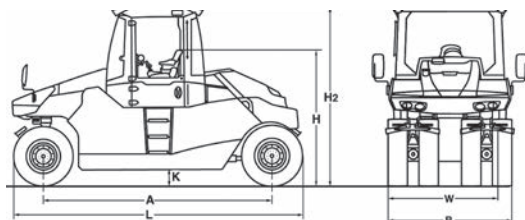
BW 28 RH



Fields of application:

Compaction of asphalt wear courses, asphalt binder courses and asphalt surface layers as well as compaction of natural soils and materials stabilized with lime or cement. Due to their excellent kneading effect pneumatic tired rollers achieve an excellent sealing of the surface. The modern hydrostatic drive concept allows for an especially sensitive drive control of the roller in three speed levels.

PRE 538 40 010



Dimensions in mm

	A	B	H	H2	K	L	W
BW 28 RH	3875	2070	2287	2995	280	4945	2042



Standard Equipment

- Operator's platform with:
 - Steering wheel
 - Travel lever with multi-functional arm rest
 - Rotable and laterally sliding seat (-70°/+15°)
- Control panel for
 - Speedometer
 - Engine oil pressure
 - Engine temperature
 - Air filter vacuum
 - Charge control
 - Hydraulic oil filter
 - Coolant Level
 - fuel tank capacity
 - Sprinkler system - tank capacity
 - Hour meter
- Warning horn
- 2 Outside mirrors
- Indicator and hazard lights
- Working lights
- BOMAG ECOMODE
- Spraying system and scraper
- Back-up alarm
- Cold start device
- Service diagnostics tool



Optional Equipment

- * ROPS/FOPS with safety belt
- * ROPS-cabin with heating
- * ROPS cabin with air conditioning
- Temperature display
- Fire extinguisher
- Rearview camera
- Rotary beacon
- Additional lighting for cabin
- Radio Bluetooth
- Additive spraying system
- Central tyre inflating system
- Scraper coco mat, spring loaded and tiltable
- Scraper brush, spring loaded and tiltable
- Thermal aprons
- Profiled tyres
- Wheels MICHELIN 13/80R20
- Wheels DUNLOP 11,00-R20
- Waterproof frame
- Additional weight
 - Max. ballast 10t
 - Max. ballast 10t Flex
 - Max. ballast 12t
 - Max. ballast 12t Flex
 - Max. ballast 16t
 - Max. ballast 16t Flex
 - Max. ballast 18t
 - Max. ballast 20t
 - Max. ballast 24t
 - Max. ballast 28t
- Special painting
- Broadband buzzer
- BOMAG TELEMATIC
- Tool kit

* Standard delivery with CE conformity (valid within European Union)

TECHNICAL DATA

Weights

Operating weight CECE w. ROPS-cabin	kg	8.600
Grossweight	kg	28.000
Max. middle wheel load CECE	kg	3.500

Dimensions

Track radius, inner	mm	5.700
---------------------------	----	-------

Driving Characteristics

Speed (1)	km/h	0- 19,0
Max. gradeability (dep. on soil con.)	%	27

Drive

Engine manufacturer		Deutz
Type		TCD 3.6 L4
Emission stage		Stage IV / TIER4f
Exhaust gas aftertreatment		DPF+SCR
Cooling		Liquid
Number of cylinders		4
Performance ISO 14396	kW	100,0
Performance SAE J 1995	hp	134,0
Speed	min-1	2.000
Electric equipment	V	12
Drive system		hydrost.
Driven axles		rear

Tyres

Tyre size		11,00-20 18PR
Wheel track overlap	mm	32,0

Brakes

Service brake		hydrost.
Parking brake		multi disc

Steering

Steering system		2-p. pivoted
Steering method		hydrost.
Steering angle +/-	grad	30
Oscillation of tyres, front	grad	4
Level adjustment	mm	100

Sprinkler System

Type of sprinkling		pressure
--------------------------	--	----------

Capacities

Fuel	l	200,0
Water	l	340,0
Volume of ballast compartment	m ³	3,0

BOMAG BW 28 RH

PNEUMATIC TYRED ROLLER

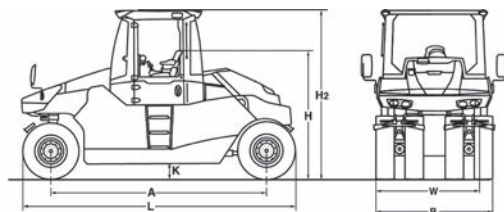
BW 28 RH



Fields of application:

Compaction of asphalt wear courses, asphalt binder courses and asphalt surface layers as well as compaction of natural soils and materials stabilized with lime or cement. Due to their excellent kneading effect pneumatic tired rollers achieve an excellent sealing of the surface. The modern hydrostatic drive concept allows for an especially sensitive drive control of the roller in three speed levels.

PRE 538 42 010



Dimensions in mm

	A	B	H	H2	K	L	W
BW 28 RH	3875	2070	2287	2995	280	4945	2042



Standard Equipment

- Operator's platform with:
 - Steering wheel
 - Travel lever with multi-functional arm rest
 - Rotable and laterally sliding seat (-70°/+15°)
- Control panel for
 - Speedometer
 - Engine oil pressure
 - Engine temperature
 - Air filter vacuum
 - Charge control
 - Hydraulic oil filter
 - Coolant Level
 - fuel tank capacity
 - Sprinkler system - tank capacity
 - Hour meter
- Warning horn
- Back-up alarm
- BOMAG ECOMODE
- Cold start device
- Service diagnostics tool



Optional Equipment

- * ROPS/FOPS with safety belt
- * ROPS-cabin with heating
- * ROPS cabin with air conditioning
- Temperature display
- Fire extinguisher
- Rearview camera
- Working lights
- 2 Outside mirrors
- Indicator and hazard lights
- Rotary beacon
- Additional lighting for cabin
- Radio Bluetooth
- Additive spraying system
- Central tyre inflating system
- Scraper brush, spring loaded and tiltable
- Scraper coco mat, spring loaded and tiltable
- Spraying system and scraper
- Thermal aprons
- Profiled tyres
- Wheels MICHELIN 13/80R20
- Wheels DUNLOP 11,00-R20 Waterproof
- frame
- Additional weight
 - Max. ballast 10t
 - Max. ballast 10t Flex
 - Max. ballast 12t
 - Max. ballast 12t Flex
 - Max. ballast 16t
 - Max. ballast 16t Flex
 - Max. ballast 18t
 - Max. ballast 20t
 - Max. ballast 24t
 - Max. ballast 28t
- Special painting
- Broadband buzzer
- BOMAG TELEMATIC

* Standard delivery with CE conformity (valid within European Union)

TECHNICAL DATA

Weights

Operating weight CECE w. ROPS-cabin	kg
Grossweight	kg
Max. middle wheel load CECE	kg

Dimensions

Track radius, inner	mm
---------------------------	----

Driving Characteristics

Speed (1)	km/h
Max. gradeability (dep. on soil con.)	%

Drive

Engine manufacturer	
Type	
Emission stage	
Cooling	
Number of cylinders	
Performance ISO 14396	kW
Performance SAE J 1995	hp
Speed	min-1
Electric equipment	V
Drive system	
Driven axles	

Tyres

Tyre size	
Wheel track overlap	mm

Brakes

Service brake	
Parking brake	

Steering

Steering system	
Steering method	
Steering angle +/-	grad
Oscillation of tyres, front	grad
Level adjustment	mm

Sprinkler System

Type of sprinkling	
--------------------------	--

Capacities

Fuel	l
Water	l
Volume of ballast compartment	m ³

BOMAG BW 28 RH

8.600
28.000
3.500

5.700

0- 19,0
27

Deutz
TCD 2012 L04 2V
Stage IIIa / TIER3
Liquid
4
92,0
123,0
2.100
12
hydrost.
rear

11,00-20 18PR
32,0

hydrost.
multi disc

2-p. pivoted
hydrost.
30
4
100

pressure

200,0
340,0
3,0

PAVER BF 223 C



Fields of application:

The BF 223 C is a mini finisher with an operating weight of about 5 t and an exceptionally compact design. This model is effective and economical when used in the construction and maintenance of bicycle lanes, footpaths, and landscaping projects plus a wide range of small-scale construction and repair on general road construction works.

PRE 890 01 010



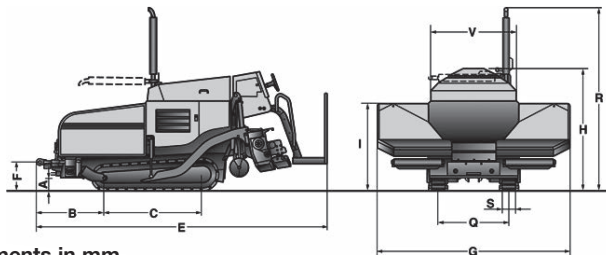
Standard equipment

- Individual control of hopper wings
- Adjustable truck bumper rollers
- Reversible scraper belt, electromechanically controlled
- 2 reversible augers, electromechanically controlled
- Mechanical auger height adjustment
- Mechanical walk board adjustment
- Vibration setting infinite (960-3600 rpm)
- Crawler track with PLC travel, control and braking system
- 1 working speed range, 1 fast travel speed range
- 200 mm floor plates with rubber pads, individually screwed
- Diesel engine, 4 cylinder, 36.3 kW
- Electrically heated HF hydraulic screed with 1.4 - 2.6 m placing width
- Fully automated screed heating (electric heating)
- Hinged and telescopic food walk
- Reduction pads 500 mm



Optional equipment

- Screed extensions BF 223 C electric screed: 3300 mm, 4000 mm
- Hydraulic auger height adjustment.
- Cleaning system with hose reel, pump and tank
- Levelling systems: Height and lateral sensing with ultrasonic or mechanical sensors



Measurements in mm

	B	C	E	F	G	H	I	Q	R	S	T	V	Z
BF 223 C	1020-1100	1471	4365-4445	435	2905	1895	1320	1080	2755	200	405	1429	5100

TECHNICAL DATA

		BOMAG BF 223 C
Max. Production.....	t/hr	200
Diesel engine.....	Type	Perkins PK404D-22
Emission stage.....	Type	Stage III a / TIER 3
Output (ISO 3046/1).....	kW (hp)	36,3 (49,4) at 2800 r.p.m.
Number of cylinders.....		4
Motor cooling.....		Water cooling
Crawler track.....	mm	200 x 1471 Rubber-BPL
Working speed.....	m/min	0-29
Drive speed.....	km/h	0-4,1
Hopper volume.....	m ³	2,8
Scraper belt width.....	mm	440
Auger diameter.....	mm	280
Diesel tank capacity.....	l	110
Hydraulic tank volume.....	l	75
Screed type.....		HF
Screed compaction.....		Vibration
Screed heating.....		electric
Width of the basic screed.....	m	1,40-2,60
Max. placing width.....	m	4,00
Weight of the basic screed.....	kg	640
Smoothing plate width/thickness.....	mm	245/10
Operating weight.....	kg	5.100
Straight crossfall.....	%	-2 to +2,5
Max. effective amplitude.....	mm	200

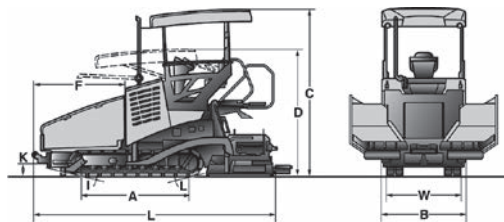
PAVER BF 300 C



Fields of application:

The road paver BF 300, a machine which is suited for the inner-city reconstruction measures as well as for the rural road construction. Based on its compact design, also construction works in restricted areas are optimally possible. The unexampled versatility of the BF 300 offers best application possibilities in the construction of cycle paths as well as in landscaping projects.

PRE 891 06 010



Dimensions in mm

	A	B	H	H ₂	K	L	W
BF 300 C	2200	1740	3350	2600	170	4950	1700



Standard equipment

- ECOMODE
- Lateral seat ad platform adjustment, Side View System (pat.)
- GRP-roof, hydr. tiltable, 4-fold roof lighting
- L.C.S. Screed relief system
- Individually controlled hopper wings
- Reversible and individually controlled scraper belts
- Reversible and individually controlled augers
- Continuous tamper and vibration adjustment
- Fully automatic screed heating
- Cast heating elements
- BOMAG central electrics, service and fault code display
- Hydr. pre-tensioning of crawler tracks with overload protection
- Remote control of material flow sensors from the lateral screed control panels
- Mechanical crown adjustment
- Electro-mechanical sensors for scraper belts
- Ultrasound sensors for augers
- Central lubrication for screed and auger



Optional equipment

- Screed extension 30 cm, 50 cm (3.4 m to 5.0 m)
- Cleaning kit
- Hydraulic auger lift
- Ultrasound sensors for scraper belts
- Hydraulic crown adjustment
- Optional paint finish
- Ultrasound or electro-mechanical levelling systems
- Cross-slope levelling system
- Electric side plate heating for screed S340E
- Automatic central lubrication system for screed and auger
- Spring-mounted pushing roller yoke

TECHNICAL DATA

Weights

Operating weight CECE kg

Dimensions

Transport length mm
 Transport width mm
 Transport height mm

Travel characteristics

Travel speed (1) km/h
 Working speed (1) m/min

Drive

Engine manufacturer
 Type
 Emission stage
 Cooling
 Number of cylinders
 Rated power ISO 3046 kW
 Rated speed min⁻¹

Crawler assembly

Crawler track
 -Axle base mm
 -Width mm

Hopper

Capacity m³
 Width (wings open) mm
 Width (wings closed) mm
 Length mm
 Filling height (middle) mm

Scraper belt / auger

Number
 Width mm
 Speed m/min
 Individual control
 Reversing operation

Conveyor auger

->Number
 ->Auger diameter mm
 ->Rated speed 1/min
 ->Reversing operation

Screed

Screed type
 Basic width retracted mm
 Basic width extended mm
 Max. working width mm
 Min. width with reduction skids mm
 Mat. thickness mm
 Smoothing plate depth mm
 Smoothing plate thickness mm
 Heating
 Crown %
 Tamper frequency Hz
 Vibration frequency Hz
 Basic weight kg

Filling capacities

Fuel l
 Hydraulic oil l

Operating/control elements

Number of drier's seats
 Side View
 LCS System

BOMAG BF 300 C, S 340-2 EV

8280
 4950
 1740
 2600
 0-4,9
 0-26
 Kubota
 V3307 T
 Stage III a / TIER 3
 Water
 4
 55,4
 2200

2200
 260

4,8
 3075
 1740
 1660
 540

2
 220
 30
 Standard
 Standard

2
 280
 100
 Standard

S 340-2 EV
 1700
 3400
 5000
 750
 250
 330
 12
 Electric
 -3 ... +4,5
 20-50
 1500

100
 80
 1
 Standard
 Standard

BOMAG BF 300 C, S 340-2 ETV

8500
 4950
 1740
 2600
 0-4,9
 0-26
 Kubota
 V3307 T
 Stage III a / TIER 3
 Water
 4
 55,4
 2200

2200
 260

4,8
 3075
 1740
 1660
 540

2
 220
 30
 Standard
 Standard

2
 280
 100
 Standard

S 340-2 ETV
 1700
 3400
 5000
 750
 250
 330
 12
 Electric
 -3 ... +4,5
 20-50
 1720

100
 80
 1
 Standard
 Standard

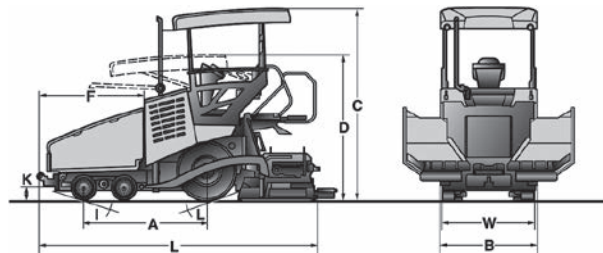
PAVER BF 300 P



Fields of application:

The road paver BF 300, a machine which is suited for the inner-city reconstruction measures as well as for the rural road construction. Based on its compact design, also construction works in restricted areas are optimally possible. The unexampled versatility of the BF 300 offers best application possibilities in the construction of cycle paths as well as in landscaping projects.

PRE 891 05 010



Dimensions in mm

	A	B	H	H ₂	K	L	W
BF 300 P	2230	1740	3350	2600	170	4950	1700



Standard equipment

- ECOMODE
- Lateral sea and platform adjustment, Side View System (pat.)
- GRP-roof, hydr. tiltable, 4-fold roof lighting
- L.C.S. Screed relief system
- Enhanced traction on soft ground
- Rear wheels 2 x 13R 22.5
- Individually controlled hopper wings
- Reversible and individually controlled scraper belts
- Reversible and individually controlled augers
- Continuous tamper and vibration adjustment
- Fully automatic screed heating
- Cast heating elements
- BOMAG central electrics, service and fault code display
- Remote control of material flow sensors from the lateral screed control panels
- Mechanical crown adjustment
- Electro-mechanical sensors for scraper belts
- Ultrasound sensors for augers
- Central lubrication for screed and auger



Optional equipment

- All-wheel drive
- Screed extension 30 cm, 50 cm (3.4 m to 5.0 m)
- Cleaning kit
- Hydr. auger lifting
- Ultrasound sensors for scraper belts
- Hydr. crown adjustment
- Optional paint finish
- Ultrasound or electro-mechanical levelling systems
- Cross-slope levelling system
- Electric side plate heating for screed S340E
- Automatic central lubrication system for screed and auger
- Spring-mounted pushing roller yoke

TECHNICAL DATA

Weights

Operating weight CECE kg

Dimensions

Transport length mm
 Transport width mm
 Transport height mm
 Inner track radius mm
 Outer track radius mm

Travel characteristics

Travel speed (1) km/h
 Travel speed (2) km/h
 Working speed (1) m/min
 Working speed (2) m/min

Drive

Engine manufacturer
 Type
 Emission stage
 Cooling
 Number of cylinders
 Rated power ISO 3046 kW
 Rated speed min⁻¹

Crawler assembly

Rear tyres
 -Number
 -Type
 Front tyres
 -Number
 -Diameter mm
 -Width mm

Hoppe

Capacity m³
 Width (wings open) mm
 Width (wings closed) mm
 Length mm
 Filling height (middle) mm

Scraper belt / auger

Quantity
 Width mm
 Rated speed m/min
 Individual control
 Reversing operation

Conveyor auger

->Number
 ->Auger diameter mm
 ->Rotary speed 1/min
 ->Reversing operation.....

Screed

Screed type
 Basic width retracted mm
 Basic width extended mm
 Max. working width mm
 Min. width with reducing skids mm
 Mat. height mm
 Smoothing plate depth mm
 Smoothing plate thickness mm
 Heating
 Crown %
 Tamper frequency Hz
 Vibration frequency Hz
 Basic weight kg

Filling capacities

Fuel l
 Hydraulic oil l

Operating/control elements

Number of driver's seats
 Side View
 LCS System

BOMAG BF 300 P, S 340-2 EV

7780

4950
1740
2600
2385
4750

0-6,3
0-15
0-41
0-129

Kubota
V3307 T
Stage III a / TIER 3
Water
4
55,4
2200

2
13R22.5

4
470
280

4,8
3075
1740
1660
540

2
220
30
Standard
Standard

2
280
100
Standard

S 340-2 EV
1700
3400
4400
750
250
330
12
Electric
-3 ... +4,5
20-50
1500

100
80

1
Standard
Standard

BOMAG BF 300 P, S 340-2 ETV

8000

4950
1740
2600
2385
4750

0-6,3
0-15
0-41
0-129

Kubota
V3307 T
Stage III a / TIER 3
Water
4
55,4
2200

2
13R22.5

4
470
280

4,8
3075
1740
1660
540

2
220
30
Standard
Standard

2
280
100
Standard

S 340-2 ETV
1700
3400
4400
750
250
330
12
Electric
-3 ... +4,5
0-30
20-50
1720

100
80

1
Standard
Standard

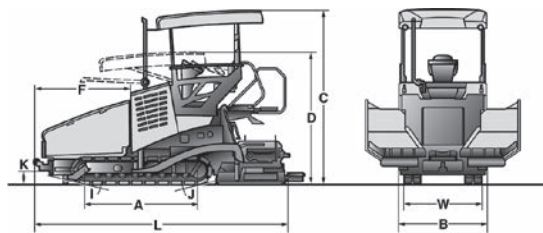
PAVER BF 300 C-2



Fields of application:

The road paver BF 300, a machine which is suited for the inner-city reconstruction measures as well as for the rural road construction. Based on its compact design, also construction works in restricted areas are optimally possible. The unexampled versatility of the BF 300 offers best application possibilities in the construction of cycle paths as well as in landscaping projects.

PRE 891 17 010



Dimensions in mm

	A	B	C	D	F	I	J	K	L	W
BF 300 C-2 S 340-2	2275	1880	3500	3050	1975	12,7°	18,5°	195	5050	1452



Standard Equipment

Operator compartment

- SIDEVIEW
- Driver's seat: with swivel and side-shift
- Dashboard protection
- Hydraulic hinged roof
- Digital display for machine Management

Tractor

- ECOMODE
- Separate control of hopper wings
- Hydraulic, height adjustable auger
- Track scraper
- 2 proportionally controlled and reversible wear-resistant cast augers; screw blades separately replaceable
- 2 independent and reversible scraper belts; high-wear resistant plates
- Rubber track pads

Screed

- L.C.S. Screed relief and traction increase system
- Screed temperature control
- MAGMALIFE Aluminium heating plates
- MAGMALIFE Automatic screed heating
- Mechanical screed lock
- Crown adjustment
- Side control of auger/scraper belts

Other

- Tools
- 8 work lights
- Three phase Generator
- Socket 2 x 240 volt



Optional Equipment

Operator compartment

- Weather protection for platform
- Seat warmer
- Asphalt steam extraction

Tractor

- Central lubrication system
- Optional paint finish
- Biologically degradable hydraulic oil
- Hydraulic hopper front flap
- Spring dampened push rollers

Screed

- Hydraulic crown adjustment
- Hinged side plates
- Heated side plates
- L.C.S. half-sided
- S 340-2 extensions:
 - 350 mm
 - 500 mm
- Reduction shoes

Levelling systems

- Height and cross-slope sensing by means of ultrasonic or mechanical sensors

Other

- Fleetmanagement BOMAG TELEMATIC
- Moon-light balloon
- LED working lights

TECHNICAL DATA

Weight CECE

With S340-2 V screed / S340-2 TV screed kg

Dimensions

Transport length mm

Transport width mm

Transport height mm

Travel characteristics

Travel speed km/h

Working speed m/min⁻¹

Drive

Engine manufacturer

Type

Emission stage

Cooling

Number of cylinders / Displacement..... cm³

Rated power..... kW / HP

Crawler assembly

Total length..... mm

Width mm

Hopper

Capacity m³

Width (wings open)..... mm

Width (wings closed)..... mm

Length mm

Filling height (middle) mm

Conveyor

Number.....

Rotary speed U/min

Individual control.....

Reversing operation.....

Auger

Number..... mm

Auger diameter..... mm

Rotary speed U/min

Reversing operation.....

Screed

Basic width retracted mm

Basic width extended..... mm

Min. width with reduction skids mm

Mat thickness..... mm

Screed plate depth..... mm

Screed plate thickness..... mm

Heating.....

Crown %

Tmaper frequency Hz

Vibration frequency Hz

Basic weight kg

Max. working width..... mm

Filling capacities

Fuel..... l

Hydraulic oil..... l

BOMAG BF 300 C-2

8780 / 9000

5050

1880

3270

0-5

0-20 variable

Kubota

V3307-CR-T-EU4

Stage III b / TIER 4f

liquid

4 / 3331

54,6 / 75

2273

260

4,8

3080

2270

1800

515

2

33

Standard

yes

2

280

117

Standard

S340-2

1700

3400

700

250

330

12

electric

-2,5 ... +4,5

0-29

20-58

1500 / 1700

5000

95

80

PAVER

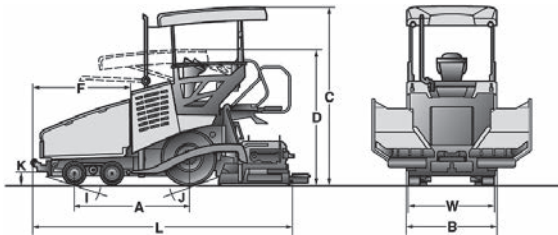
BF 300 P-2



Fields of application:

The road paver BF 300, a machine which is suited for the inner-city reconstruction measures as well as for the rural road construction. Based on its compact design, also construction works in restricted areas are optimally possible. The unexampled versatility of the BF 300 offers best application possibilities in the construction of cycle paths as well as in landscaping projects.

PRE 891 18 010



Dimensions in mm

	A	B	C	D	F	I	J	K	L	W
BF 300 P-2 S 340-2	2265	1880	3500	3050	1915	21°	16,5°	195	5050	1710



Standard Equipment

Operator compartment

- SIDEVIEW
- Driver's seat: with swivel and side-shift
- Dashboard protection
- Hydraulic hinged roof
- Digital display for machine Management

Tractor

- ECOMODE
- Separate control of hopper wings
- Hydraulic, height adjustable auger
- Track scraper
- 2 proportionally controlled and reversible wear-resistant cast augers; screw blades separately replaceable
- 2 independent and reversible scraper belts; high-wear resistant plates
- 2 x 6 wheel drive

Screed

- L.C.S. Screed relief and traction increase system
- Screed temperature control
- MAGMALIFE Aluminium heating plates
- MAGMALIFE Automatic screed heating
- Mechanical screed lock
- Crown adjustment
- Side control of auger/scraper belts

Other

- Tools
- 8 work lights
- Three phase Generator
- Socket 240 volt



Optional Equipment

Operator compartment

- Weather protection for platform
- Seat warmer
- Asphalt steam extraction

Tractor

- Central lubrication system
- Optional paint finish
- Biologically degradable hydraulic oil
- 4 x 6 / 6 x 6 all-wheel drive
- Hydraulic hopper front flap
- Spring dampened push rollers
- Cleaning kit

Screed

- Hydraulic crown adjustment
- Heated side plates
- L.C.S. half-sided
- S 340-2 extensions:
 - 350 mm
 - 500 mm
- Reduction shoes

Levelling systems

- Height and cross-slope sensing by means of ultrasonic or mechanical sensors

Other

- Fleetmanagement BOMAG TELEMATIC
- Moon-light balloon
- LED working lights

TECHNICAL DATA

Weight CECE

With S340-2 V screed / S340-2 TV screed kg

Dimensions

Transport length mm
 Transport width mm
 Transport height mm
 Inner turning radius mm
 Outer turning radius mm

Travel characteristics

Travel speed km/h
 Working speed m/min⁻¹

Drive

Engine manufacturer
 Type
 Emission stage
 Cooling
 Number of cylinders / Displacement cm³
 Rated power kW / HP

Undercarriage

Rear tyres / Number
 Type
 Front tyres / Number
 Diameter mm
 Width mm

Hopper

Capacity m³
 Width (wings open) mm
 Width (wings closed) mm
 Length mm
 Filling height (middle) mm

Conveyor

Number
 Rotary speed U/min
 Individual control
 Reversing operation

Auger

Number mm
 Auger diameter mm
 Rotary speed U/min
 Reversing operation

Screed

Basic width retracted mm
 Basic width extended mm
 Min. width with reduction skids mm
 Mat thickness mm
 Screed plate depth mm
 Screed plate thickness mm
 Heating electric
 Crown %
 Tmaper frequency Hz
 Vibration frequency Hz
 Basic weight kg
 Max. working width mm

Filling capacities

Fuel l
 Hydraulic oil l

BOMAG BF 300 P-2

8780 / 9000

5050
 1880
 3270
 2900
 4700

0-15
 0-129 variable

Kubota
 V3307-CR-T-EU
 Stage III b / Tier 4f
 liquid
 4 / 3331
 54,6 / 75

2
 13 R 22.5
 2
 470
 280

4,8
 3080
 2270
 1800
 515

2
 33
 Standard
 yes

2
 280
 87
 Standard

S340-2
 1700
 3400
 700
 250
 330
 12
 electric
 -2,5 ... +4,5
 0-29
 20-58
 1500 / 1700
 4400

95
 80

PAVER

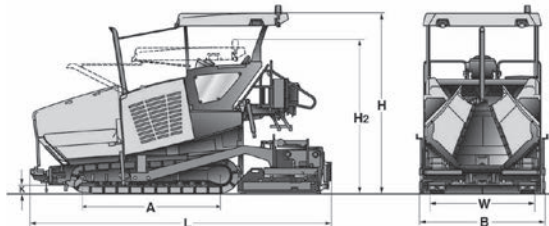
BF 600 C-2 - Tier 3



Fields of application:

The BF 600 is a true all-round talent by the symbiosis of performance strength and versatility. Thus, the machine is applicable for a variety of construction sites – reconstruction of medium size motorway sections up to new construction of residential streets. Within this scope, the BF 600 guarantees an optimal quality at highest possible economics.

PRE 892 10 010



Dimensions in mm

	A	B	H	H ₂	L	W
BF 600 C-2 S500	2975	2550	3910	3061	6360	2255
BF 600 C-2 S600	2975	3000	3910	3061	6360	2255



Standard Equipment

Operator compartment

- SIDEVIEW
- Driver's seat: with swivel and side-shift
- Dashboard protection
- Hydraulic hinged roof
- Digital display for machine Management

Tractor

- ECOMODE
- Separate control of hopper wings
- Cleaning kit
- Hydraulic, height adjustable auger
- Track scraper
- 2 proportionally controlled and reversible wear-resistant cast augers; screw blades separately replaceable
- 2 independent and reversible scraper belts; high-wear resistant plates
- Rubber track pads

Screed

- L.C.S. Screed relief and traction increase system
- Screed temperature control
- MAGMALIFE Aluminium heating plates
- MAGMALIFE Automatic screed heating
- Hydraulic screed lock
- Crown adjustment
- Side control of auger/scraper belts

Other

- Tools
- 8 work lights
- 20/30 kVA generator
- Socket 2 x 240 volt



Optional Equipment

Operator compartment

- Hydraulic/electric movable SIDEVIEW platform
- Side windscreened platform
- Seat warmer
- Asphalt steam extraction

Tractor

- Central lubrication system
- Optional paint finish
- Biologically degradable hydraulic oil
- Hydraulic hopper front flap
- Hydraulic suspended and dampened push rollers

Screed

- Hydraulic crown adjustment
- Hinged side plates
- Heated side plates
- L.C.S. half-sided
- S 500 + S 600 extensions:
 - 250 mm
 - 500 mm
 - 750 mm
 - 1250 mm
- Reduction shoes
- Edge shaper 45°/60°

Levelling systems

- Height and cross-slope sensing by means of ultrasonic or mechanical sensors

Other

- Fleet management BOMAG TELEMATIC
- Moon-light balloon

TECHNICAL DATA

BOMAG BF 600 C-2

Weight CECE

With S500 screed / with S600 screed kg 19500 / 19800

Dimensions

Transport length mm 6360
 Transport width mm 2550 / 3000
 Transport height mm 3061

Travel characteristics

Travel speed km/h 0-4
 Working speed m/min⁻¹ 0-25 variable

Drive

Engine manufacturer DEUTZ
 Type TCD 2012 L06
 Emission stage Stage III a / TIER 3
 Cooling liquid
 Number of cylinders / Displacement cm³ 6 / 6067
 Rated power kW / HP 116 / 158

Crawler assembly

Total length mm 2975
 Width mm 300

Hopper

Capacity m³ 7,0
 Width (wings open) mm 3330
 Width (wings closed) mm 2270
 Length mm 1800
 Filling height (middle) mm 590

Conveyor

Number 2
 Rotary speed U/min 64
 Individual control Standard
 Reversing operation Standard

Auger

Number mm 2
 Auger diameter mm 350
 Rotary speed U/min 117
 Reversing operation Standard

Screed

Basic width retracted mm S 500 / S 600
 Basic width extended mm 2500 / 3000
 Min. width with reduction skids mm 5000 / 6000
 Mat thickness mm 1800 / 2300
 Screed plate depth mm 300
 Screed plate thickness mm 400
 Heating mm 15
 Crown % electric
 Tmaper frequency Hz -2,5 ... +4,5
 Vibration frequency Hz 0-29
 Basic weight kg 20-58
 Max. working width mm 3900 / 4200
 mm 8000

Filling capacities

Fuel l 285
 Hydraulic oil l 160

PAVER

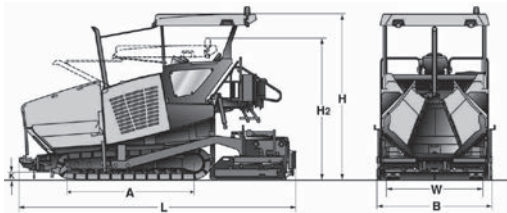
BF 600 C-2 - Tier 4f



Fields of application:

The BF 600 is a true all-round talent by the symbiosis of performance strength and versatility. Thus, the machine is applicable for a variety of construction sites – reconstruction of medium size motorway sections up to new construction of residential streets. Within this scope, the BF 600 guarantees an optimal quality at highest possible economics.

PRE 892 02 010



Dimensions in mm

	A	B	H	H ₂	L	W
BF 600 C-2 S 500	2975	2550	3910	3061	6360	2255
BF 600 C-2 S 600	2975	3000	3910	3061	6360	2255



Standard Equipment

Operator compartment

- SIDEVIEW
- Driver's seat: with swivel and side-shift
- Dashboard protection
- Hydraulic hinged roof
- Digital display for machine Management

Tractor

- ECOMODE
- Separate control of hopper wings
- Hydraulic, height adjustable auger
- Track scraper
- 2 proportionally controlled and reversible wear-resistant cast augers; screw blades separately replaceable
- 2 independent and reversible scraper belts; high-wear resistant plates
- Rubber track pads

Screed

- L.C.S. Screed relief and traction increase system
- Screed temperature control
- MAGMALIFE Aluminium heating plates
- MAGMALIFE Automatic screed heating
- Mechanical screed lock
- Crown adjustment
- Side control of auger/scraper belts

Other

- Tools
- 8 work lights
- Three phase generator
- Socket 240 volt



Optional Equipment

Operator compartment

- Hydraulic/electric movable SIDEVIEW platform
- Side windscreened platform
- Seat warmer
- Asphalt steam extraction

Tractor

- Central lubrication system
- Optional paint finish
- Biologically degradable hydraulic oil
- Hydraulic hopper front flap
- Hydraulic suspended and dampened push rollers

Screed

- Hydraulic crown adjustment
- Hinged side plates
- Heated side plates
- L.C.S. half-sided
- S 500 + S 600 extensions:
 - 250 mm
 - 500 mm
 - 750 mm
 - 1250 mm
- Reduction shoes
- Edge shaper 45°/60°

Levelling systems

- Height and cross-slope sensing by means of ultrasonic or mechanical sensors

Other

- Fleet management BOMAG TELEMATIC
- Moon-light balloon

TECHNICAL DATA

Weight CECE

With S 500 screed / with S 600 screed kg

Dimensions

Transport length mm

Transport width mm

Transport height mm

Travel characteristics

Travel speed km/h

Working speed m/min¹

Drive

Engine manufacturer

Type

Emission stage

Cooling

Number of cylinders /Displacement cm³

Rated power kW / HP

Crawler assembly

Total length mm

Width mm

Hopper

Capacity m³

Width (wings open) mm

Width (wings closed) mm

Length mm

Filling height (middle) mm

Conveyor

Number

Rotary speed U/min

Individual control

Reversing operation

Auger

Number mm

Auger diameter mm

Rotary speed U/min

Reversing operation

Screed

Basic width retracted mm

Basic width extended mm

Min. width with reduction skids mm

Mat thickness mm

Screed plate depth mm

Screed plate thickness mm

Heating

Crown %

Tmayer frequency Hz

Vibration frequency Hz

Basic weight kg

Max. working width mm

Filling capacities

Fuel l

Hydraulic oil l

BOMAG BF 600 C-2

19500 / 19800

6360

2550 / 3000

3061

0-4

0-25 variable

DEUTZ

4R1000

Stage IV / TIER 4f

liquid

4 / 5100

113 / 154

2975

300

7,0

3330

2270

1800

590

2

64

Standard

Standard

2

350

117

Standard

S 500 / S 600

2500 / 3000

5000 / 6000

1800 / 2300

300

400

15

electric

-2,5 ... +4,5

0-29

20-58

3900 / 4200

8000

285

160

PAVER

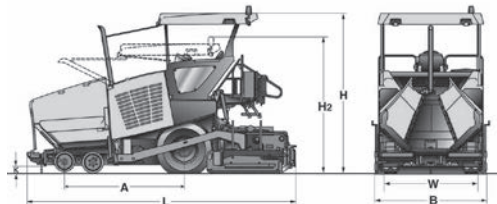
BF 600 P-2 - Tier 3



Fields of application:

The BF 600 is a true all-round talent by the symbiosis of performance strength and versatility. Thus, the machine is applicable for a variety of construction sites – reconstruction of medium size motorway sections up to new construction of residential streets. Within this scope, the BF 600 guarantees an optimal quality at highest possible economics.

PRE 892 14 010



Dimensions in mm

	A	B	H	H ₂	L	W
BF 600 P-2 S 500	2580	2550	3950	3100	6360	2546
BF 600 P-2 S 600	2580	3000	3950	3100	6360	2546



Standard Equipment

Operator compartment

- SIDEVIEW
- Driver's seat: with swivel and side-shift
- Dashboard protection
- Hydraulic hinged roof
- Digital display for machine Management

Tractor

- ECOMODE
- Separate control of hopper wings
- Cleaning kit
- Hydraulic, height adjustable auger
- Track scraper
- 2 proportionally controlled and reversible wear-resistant cast augers; screw blades separately replaceable
- 2 independent and reversible scraper belts; high-wear resistant plates
- 4 x 6 wheel drive

Screed

- L.C.S. Screed relief and traction increase system
- Screed temperature control
- MAGMALIFE Aluminium heating plates
- MAGMALIFE Automatic screed heating
- Hydraulic screed lock
- Crown adjustment
- Side control of auger/scraper belts

Other

- Tools
- 8 work lights
- 20/30 KVA generator
- Socket 2 x 240 volt



Optional Equipment

Operator compartment

- Hydraulic/electric movable SIDEVIEW platform
- Side windscreened platform
- Seat warmer
- Asphalt steam extraction

Tractor

- Central lubrication system
- Optional paint finish
- Biologically degradable hydraulic oil
- 6 x 6 all-wheel drive
- Hydraulic hopper front flap
- Hydraulic suspended and dampened push rollers
- Road homologation kit

Screed

- Hydraulic crown adjustment
- Hinged side plates
- Heated side plates
- L.C.S. half-sided
- S 500 + S 600 extensions:
 - 250 mm
 - 500 mm
 - 750 mm
 - 1250 mm
- Reduction shoes
- Edge shaper 45°/60°

Levelling systems

- Height and cross-slope sensing by means of ultrasonic or mechanical sensors

Other

- Fleet management BOMAG TELEMATIC
- Moon-light balloon

TECHNICAL DATA

Weight CECE

With S 500 screed / with S 600 screed kg

Dimensions

Transport length mm
 Transport width mm
 Transport height mm

Travel characteristics

Travel speed km/h
 Working speed m/min⁻¹

Drive

Engine manufacturer
 Type
 Emission stage
 Cooling
 Number of cylinders / Displacement cm³
 Rated power kW / HP

Undercarriage

Rear tyres / Number 2
 Type 445/80 R 25
 Front tyres / Number 4
 Diameter mm 500
 Width mm 280

Hopper

Capacity m³ 7,0
 Width (wings open) mm 3330
 Width (wings closed) mm 2270
 Length mm 1800
 Filling height (middle) mm 515

Conveyor

Number 2
 Rotary speed U/min 64
 Individual control Standard
 Reversing operation Standard

Auger

Number mm 2
 Auger diameter mm 350
 Rotary speed U/min 117
 Reversing operation Standard

Screed

Basic width retracted mm S 500 / S 600
 Basic width extended mm 2500 / 3000
 Min. width with reduction skids mm 5000 / 6000
 Mat thickness mm 1800 / 2300
 Screed plate depth mm 300
 Screed plate thickness mm 400
 Heating mm 15
 Crown % electric
 Tmayer frequency Hz -2,5 ... +4,5
 Vibration frequency Hz 0-29
 Basic weight kg 20-58
 Max. working width mm 3900 / 4200
 mm 7500

Filling capacities

Fuel l 285
 Hydraulic oil l 160

BOMAG BF 600 P-2

18500 / 18900

6360
 2550 / 3000
 3100

0-15
 0-45 variable

Deutz
 TCD 2012 L06
 Stage III a / TIER 3
 liquid
 6 / 6067
 128 / 174

2
 445/80 R 25
 4
 500
 280

7,0
 3330
 2270
 1800
 515

2
 64
 Standard
 Standard

2
 350
 117
 Standard

S 500 / S 600
 2500 / 3000
 5000 / 6000
 1800 / 2300
 300
 400
 15
 electric
 -2,5 ... +4,5
 0-29
 20-58
 3900 / 4200
 7500

285
 160

PAVER

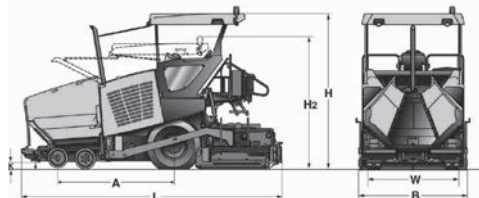
BF 600 P-2 - Tier 4f



Fields of application:

The BF 600 is a true all-round talent by the symbiosis of performance strength and versatility. Thus, the machine is applicable for a variety of construction sites – reconstruction of medium size motorway sections up to new construction of residential streets. Within this scope, the BF 600 guarantees an optimal quality at highest possible economics.

PRE 892 04 010



Dimensions in mm

	A	B	H	H ₂	L	W
BF 600 P-2 S 500	2580	2550	3950	3100	6360	2546
BF 600 P-2 S 600	2580	3000	3950	3100	6360	2546



Standard Equipment

Operator compartment

- SIDEVIEW
- Driver's seat: with swivel and side-shift
- Dashboard protection
- Hydraulic hinged roof
- Digital display for machine Management

Tractor

- ECOMODE
- Separate control of hopper wings
- Cleaning kit
- Hydraulic, height adjustable auger
- Track scraper
- 2 proportionally controlled and reversible wear-resistant cast augers; screw blades separately replaceable
- 2 independent and reversible scraper belts; high-wear resistant plates
- 4 x 6 wheel drive

Screed

- L.C.S. Screed relief and traction increase system
- Screed temperature control
- MAGMALIFE Aluminium heating plates
- MAGMALIFE Automatic screed heating
- Hydraulic screed lock
- Crown adjustment
- Side control of auger/scraper belts

Other

- Tools
- 8 work lights
- 20/30 kVA generator
- Socket 2 x 240 volt



Optional Equipment

Operator compartment

- Hydraulic/electric movable SIDEVIEW platform
- Side windscreened platform
- Seat warmer
- Asphalt steam extraction

Tractor

- Central lubrication system
- Optional paint finish
- Biologically degradable hydraulic oil
- 6 x 6 all-wheel drive
- Hydraulic hopper front flap
- Hydraulic suspended and dampened push rollers
- Road homologation kit

Screed

- Hydraulic crown adjustment
- Hinged side plates
- Heated side plates
- L.C.S. half-sided
- S 500 + S 600 extensions:
 - 250 mm
 - 500 mm
 - 750 mm
 - 1250 mm
- Reduction shoes
- Edge shaper 45°/60°

Levelling systems

- Height and cross-slope sensing by means of ultrasonic or mechanical sensors

Other

- Fleet management BOMAG TELEMATIC
- Moon-light balloon

TECHNICAL DATA

Weight CECE

With S 500 screed / with S 600 screed kg

Dimensions

Transport length mm
 Transport width mm
 Transport height mm

Travel characteristics

Travel speed km/h
 Working speed m/min¹

Drive

Engine manufacturer
 Type
 Emission stage
 Cooling
 Number of cylinders / Displacement cm³
 Rated power kW / HP

Undercarriage

Rear tyres / Number
 Type
 Front tyres / Number
 Diameter mm
 Width mm

Hopper

Capacity m³
 Width (wings open) mm
 Width (wings closed) mm
 Length mm
 Filling height (middle) mm

Conveyor

Number
 Rotary speed U/min
 Individual control
 Reversing operation

Auger

Number mm
 Auger diameter mm
 Rotary speed U/min
 Reversing operation

Screed

Basic width retracted mm
 Basic width extended mm
 Min. width with reduction skids mm
 Mat thickness mm
 Screed plate depth mm
 Screed plate thickness mm
 Heating electric
 Crown %
 Tmayer frequency Hz
 Vibration frequency Hz
 Basic weight kg
 Max. working width mm

Filling capacities

Fuel l
 Hydraulic oil l

BOMAG BF 600 P-2

18500

6360
 2550 / 3000
 3100

0-15
 0-45 variable

MTU
 4R1000
 Stage IV / Tier 4f
 liquid
 4 / 5100
 128 / 174

2
 445/80 R 25
 4
 500
 280

7,0
 3330
 2270
 1800
 515

2
 64
 Standard
 Standard

2
 350
 117
 Standard

S 500 / S 600
 2500 / 3000
 5000 / 6000
 1800/ 2300
 300
 400
 15
 electric
 -2,5 ... +4,5
 0-29
 20-58
 3900 / 4200
 7500

285
 160

PAVER

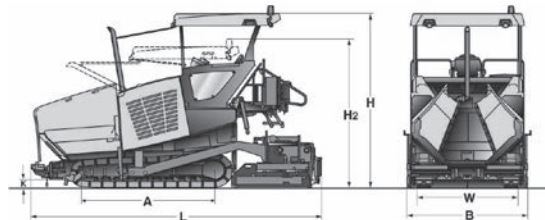
BF 700 C-2 - Tier 3



Fields of application:

The BF 700 is a true all-round talent by the symbiosis of performance strength and versatility. Thus, the machine is applicable for a variety of construction sites – reconstruction of medium size motorway sections up to new construction of residential streets. Within this scope, the BF 700 guarantees an optimal quality at highest possible economics.

PRE 892 12 010



Dimensions in mm

	A	B	H	H ₂	L	W
BF 700 C-2 S 500	2975	2550	3910	3061	6460	2255
BF 700 C-2 S 600	2975	3000	3910	3061	6460	2255



Standard Equipment

Operator compartment

- SIDEVIEW
- Driver's seat: with swivel and side-shift
- Dashboard protection
- Hydraulic hinged roof
- Digital display for machine Management

Tractor

- ECOMODE
- Separate control of hopper wings
- Cleaning kit
- Hydraulic, height adjustable auger
- Track scraper
- 2 proportionally controlled and reversible wear-resistant cast augers; screw blades separately replaceable
- 2 independent and reversible scraper belts; high-wear resistant plates
- Rubber track pads

Screed

- L.C.S. Screed relief and traction increase system
- Screed temperature control
- MAGMALIFE Aluminium heating plates
- MAGMALIFE Automatic screed heating
- Hydraulic screed lock
- Crown adjustment
- Side control of auger/scraper belts

Other

- Tools
- 8 work lights
- 20/30 kVA generator
- Socket 2 x 240 volt



Optional Equipment

Operator compartment

- Hydraulic/electric movable SIDEVIEW platform
- Side windscreened platform
- Seat warmer
- Asphalt steam extraction

Tractor

- Central lubrication system
- Optional paint finish
- Biologically degradable hydraulic oil
- Hydraulic hopper front flap
- Hydraulic suspended and dampened push rollers

Screed

- Hydraulic crown adjustment
- Hinged side plates
- Heated side plates
- L.C.S. half-sided
- S 500 + S 600 extensions:
 - 250 mm
 - 500 mm
 - 750 mm
 - 1250 mm
- Reduction shoes
- Edge shaper 45°/60°

Leveling systems

- Height and cross-slope sensing by means of ultrasonic or mechanical sensors

Other

- Fleet management BOMAG TELEMATIC
- Moon-light balloon

TECHNICAL DATA

Weight CECE

With S 500 screed / with S 600 screed kg

Dimensions

Transport length mm
 Transport width mm
 Transport height mm

Travel characteristics

Travel speed km/h
 Working speed m/min¹

Drive

Engine manufacturer
 Type
 Emission stage
 Cooling
 Number of cylinders /Displacement cm³
 Rated power kW / HP

Crawler assembly

Total length mm
 Width mm

Hopper

Capacity m³
 Width (wings open) mm
 Width (wings closed) mm
 Length mm
 Filling height (middle) mm

Conveyor

Number
 Rotary speed U/min
 Individual control
 Reversing operation

Auger

Number mm
 Auger diameter mm
 Rotary speed U/min
 Reversing operation

Screed

Basic width retracted mm
 Basic width extended mm
 Min. width with reduction skids mm
 Mat thickness mm
 Screed plate depth mm
 Screed plate thickness mm
 Heating electric
 Crown %
 Tmaper frequency Hz
 Vibration frequency Hz
 Basic weight kg
 Max. working width mm

Filling capacities

Fuel l
 Hydraulic oil l

BOMAG BF 700 C-2

19800 / 20200

6360
 2550 / 3000
 3061

0-4
 0-25 variable

DEUTZ
 TCD 2012 L06
 Stage III a / TIER 3
 liquid
 6 / 6067
 128 / 174

2975
 300

7,0
 3330
 2270
 1800
 590

2
 64
 Standard
 Standard

2
 400
 117
 Standard
 S 500 / S 600

2500 / 3000
 5000 / 6000
 1800 / 2300
 300
 400
 15
 electric
 -2,5 ... +4,5
 0-29
 20-58
 3900 / 4200
 9000

285
 160

PAVER

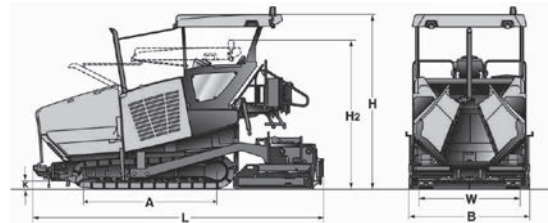
BF 700 C-2 - Tier 4f



Fields of application:

The BF 700 is a true all-round talent by the symbiosis of performance strength and versatility. Thus, the machine is applicable for a variety of construction sites – reconstruction of medium size motorway sections up to new construction of residential streets. Within this scope, the BF 700 guarantees an optimal quality at highest possible economics.

PRE 892 06 010



Dimensions in mm

	A	B	H	H ₂	L	W
BF 700 C-2 S 500	2975	2550	3910	3061	6460	2255
BF 700 C-2 S 600	2975	3000	3910	3061	6460	2255



Standard Equipment

Operator compartment

- SIDEVIEW
- Driver's seat: with swivel and side-shift
- Dashboard protection
- Hydraulic hinged roof
- Digital display for machine Management

Tractor

- ECOMODE
- Separate control of hopper wings
- Cleaning kit
- Hydraulic, height adjustable auger
- Track scraper
- 2 proportionally controlled and reversible wear-resistant cast augers; screw blades separately replaceable
- 2 independent and reversible scraper belts; high-wear resistant plates
- Rubber track pads

Screed

- L.C.S. Screed relief and traction increase system
- Screed temperature control
- MAGMALIFE Aluminium heating plates
- MAGMALIFE Automatic screed heating
- Hydraulic screed lock
- Crown adjustment
- Side control of auger/scraper belts

Other

- Tools
- 8 work lights
- 20/30 kVA generator
- Socket 2 x 240 volt



Optional Equipment

Operator compartment

- Hydraulic/electric movable SIDEVIEW platform
- Side windscreened platform
- Seat warmer
- Asphalt steam extraction

Tractor

- Central lubrication system
- Optional paint finish
- Biologically degradable hydraulic oil
- Hydraulic hopper front flap
- Hydraulic suspended and dampened push rollers

Screed

- Hydraulic crown adjustment
- Hinged side plates
- Heated side plates
- L.C.S. half-sided
- S 500 + S 600 extensions:
 - 250 mm
 - 500 mm
 - 750 mm
 - 1250 mm
- Reduction shoes
- Edge shaper 45°/60°

Levelling systems

- Height and cross-slope sensing by means of ultrasonic or mechanical sensors

Other

- Fleet management BOMAG TELEMATIC
- Moon-light balloon

TECHNICAL DATA

Weight CECE

With S 500 screed / S 600 screed kg

Dimensions

Transport length mm
 Transport width mm
 Transport height mm

Travel characteristics

Travel speed km/h
 Working speed m/min⁻¹

Drive

Engine manufacturer
 Type
 Emission stage
 Cooling
 Number of cylinders / Displacement cm³
 Rated power kW / HP

Crawler assembly

Total length mm
 Width mm

Hopper

Capacity m³
 Width (wings open) mm
 Width (wings closed) mm
 Length mm
 Filling height (middle) mm

Conveyor

Number
 Rotary speed U/min
 Individual control
 Reversing operation

Auger

Number mm
 Auger diameter mm
 Rotary speed U/min
 Reversing operation

Screed

Basic width retracted mm
 Basic width extended mm
 Min. width with reduction skids mm
 Mat thickness mm
 Screed plate depth mm
 Screed plate thickness mm

Heating electric
 Crown %
 Tmayer frequency Hz
 Vibration frequency Hz
 Basic weight kg
 Max. working width mm

Filling capacities

Fuel l
 Hydraulic oil l

BOMAG BF 700 C-2

19800 / 2020

6360
 2550 / 3000
 3061

0-4
 0-25 variable

MTU
 4R1000
 Stage IV / TIER 4f
 liquid
 4 / 5100
 128 / 174

2975
 300

7,0
 3330
 2270
 1800
 590

2
 64
 Standard
 Standard

2
 400
 117
 Standard

S 500 / S 600
 2500 / 3000
 5000 / 6000
 1800 / 2300
 300
 400
 15

electric
 -2,5 ... +4,5
 0-29
 20-58
 3900 / 4200
 9000

285
 160

PAVER

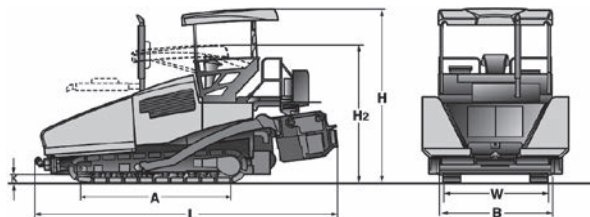
BF 800 C - Tier 3



Fields of application:

With paving widths of 2.50 m to 10 m, the BF 800 C is ideal for medium to large-scale construction projects on motorways and major roads. This BOMAG finisher is designed for high paving outputs: for example, on larger output jobs on local roads and inner city areas.

PRE 837 19 010



Dimensions in mm

	A	B	H	H ₂	L	W
BF 800 C S 500	3360	2550	3865	3055	6800	2550
BF 800 C S 600	3360	3000	3865	3055	6800	3000



Standard equipment

- SIDEVIEW
- Driver's seat: with swivel and side-shift
- Protection; dashboard
- Hydraulic hinged roof
- Digital display for machine management
- Separate control of hopper wings
- Cleaning kit
- Hydraulic, height adjustable auger
- Track scraper
- L.C.S. Screed relief and traction increase system
- Screed temperature control
- Cast heating elements
- Automatic screed heating
- Hydraulic screed control
- Crown adjustment
- 6 work lights
- Side control of auger/scraper belts
- Tools
- Rubber track plates
- 30 kVA generator
- Socket 2 x 240 volt
- 2 proportionally controlled and reversible wear-resistant cast augers; screw blades separately replaceable
- 2 independent and reversible scraper belts; high-wear resistant plates



Optional equipment

- Hydraulic hopper front flap
- Hydraulic/electric movable platform
- Hydraulic crown adjustment
- Hinged side plates
- Heated side plates
- Side windscreened platform
- Seat warmer
- Asphalt steam extraction
- Biologically degradable hydraulic oil
- Central lubrication system
- L.C.S. half-sided
- Optional paint finish
- S 500 + S 600 extensions:
 - 250 mm
 - 500 mm
 - 750 mm
 - 1250 mm
- Reduction shoe
- Edge shaper 45°/60°
- Light balloon
- Socket 2 x 240 volt
- Levelling systems: Height and cross-slope sensing by means of ultrasonic or mechanical sensors

TECHNICAL DATA

		BOMAG
		BF 800 C S 500
Weight CECE		
With S 500 screed / with S 600 screed	kg	21000 / 21300
Dimensions		
Transport length	mm	6800
Transport width	mm	2550 / 3000
Transport height	mm	3055
Travel characteristics		
Travel speed (1)	km/h	0-4,5
Working speed (1)	m/min	0-25
Drive		
Engine manufacturer		DEUTZ
Type		TCD 2012 L06
Exhaust classification		Stage III a / Tier 3
Cooling		Water
Number of cylinders		6
Rated power ISO 3046	kW	135
Speed	min ⁻¹	2000
Crawler assembly		
Crawler track		
-Axle base	mm	2700
-Width	mm	300
Hopper		
Capacity	m ³	7,2
Width (wings open)	mm	3320
Width (wings closed)	mm	2250
Length	mm	2010
Filling height (middle)	mm	500
Scraper belt / auger		
Number		2
Width	mm	400
Speed	U/min	60
Individual control		Standard
Reversing operation		Standard
Conveyor auger		
->Number		2
->Auger diameter	mm	400
->Rotary speed	U/min	95
->Reversing operation		Standard
Screed		
Screed type		S 500 / S 600
Basic width retracted	mm	2550 / 3000
Basic width extended	mm	5000 / 6000
Max. working width	mm	9000 / 10000
min. width with reduction skids	mm	1800 / 2300
Mat thickness	mm	300
Smoothing plate depth	mm	400
Smoothing plate thickness	mm	15
Heating		Elektric
Crown	%	-2,5 ... +4,5
Tamper frequency	Hz	0-29
Vibration frequency	Hz	20-58
Basic weight	kg	3900 / 4200
Filling capacities		
Fuel	l	315
Hydraulic oil	l	160

PAVER

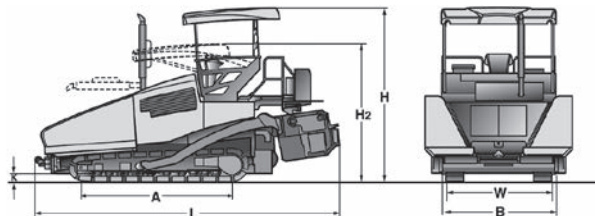
BF 800 C-2 - Tier 4



Fields of application:

With paving widths of 2.50 m to 10 m, the BF 800 C-2 is ideal for medium to large-scale construction projects on motorways and major roads. This BOMAG finisher is designed for high paving outputs: for example, on larger output jobs on local roads and inner city areas.

PRE 893 16 010



Dimensions in mm

	A	B	H	H ₂	L	W
BF 800 C-2 S500	3360	2550	3865	3055	6800	2226
BF 800 C-2 S600	3360	3000	3865	3055	6800	2226



Standard Equipment

Operator compartment

- SIDEVIEW
- Driver's seat: with swivel and side-shift
- Dashboard protection
- Hydraulic hinged roof
- Digital display for machine Management

Tractor

- ECOMODE
- Separate control of hopper wings
- Cleaning kit
- Hydraulic, height adjustable auger
- Track scraper
- 2 proportionally controlled and reversible wear-resistant cast augers, screw blades separately replaceable
- 2 independent and reversible scraper belts, high-wear resistant plates
- Rubber track pads

Screed

- L.C.S. Screed relief and traction increase system
- Screed temperature control
- MAGMALIFE Aluminium heating plates
- MAGMALIFE Automatic screed heating
- Hydraulic screed lock
- Crown adjustment
- Side control of auger/scraper belts

Other

- Tools
- 8 work lights
- 30 kVA generator
- Socket 2 x 240 volt



Optional Equipment

Operator compartment

- Hydraulic/electric movable SIDEVIEW platform
- Windscreened platform
- Lateral Weather protection
- Comfort seat
- Seat heating
- Asphalt steam extraction

Tractor

- LED roof working lights
- Central lubrication system
- Optional paint finish
- Biologically degradable hydraulic oil
- Hydraulic hopper front flap
- Dampened push rollers

Screed

- Hydraulic sideplates
- Hydraulic crown adjustment
- Hinged side plates
- Heated side plates
- S 500 + S 600 extensions: 250 mm, 500 mm, 750 mm, 1250 mm
- Dosing plates
- Reduction shoes
- Edge shaper 45°/60°

Levelling systems

- Height and cross-slope sensing by means of ultrasonic or mechanical sensors

Other

- Fleet management BOMAG TELEMATIC
- Ballon light

TECHNICAL DATA

		BOMAG
		BF 800 C-2
Weight CECE		
With S 500 screed / with S 600 screed	kg	21500 / 21800
Dimensions		
Transport length	mm	6800
Transport width	mm	2550 / 3000
Transport height	mm	3020
Travel characteristics		
Travel speed (1)	km/h	0-4,5
Working speed (1)	m/min	0-25
Drive		
Engine manufacturer		DEUTZ
Type		TCD 6.1 L06
Exhaust classification		Stage 4 / Tier 4
Cooling		Water
Number of cylinders		6
Rated power ISO 3046	kW	140
Speed	min ⁻¹	2000
Crawler assembly		
Crawler track		
-Axle base	mm	3360
-Width	mm	300
Hopper		
Capacity	m ³	7,2
Width (wings open)	mm	3390
Width (wings closed)	mm	2463
Length	mm	2186
Filling height (middle)	mm	560
Scraper belt		
Number		2
Width	mm	400
Speed	U/min	64
Individual control		Serie
Reversing operation		Serie
Conveyor auger		
->Number		2
->Auger diameter	mm	400
->Rotary speed	U/min	104
->Reversing operation		Standard
Screed		
Screed type		S 500 / S 600
Basic width retracted	mm	2550 / 3000
Basic width extended	mm	5000 / 6000
Max. working width	mm	9000 / 10000
min. width with reduction skids	mm	1800 / 2300
Mat thickness	mm	300
Smoothing plate depth	mm	400
Smoothing plate thickness	mm	15
Heating		Electric
Crown	%	-2,5 ... +4,5
Tamper frequency	Hz	0-29
Vibration frequency	Hz	20-58
Basic weight	kg	3900 / 4200
Filling capacities		
Fuel	l	315
Hydraulic oil	l	160

PAVER

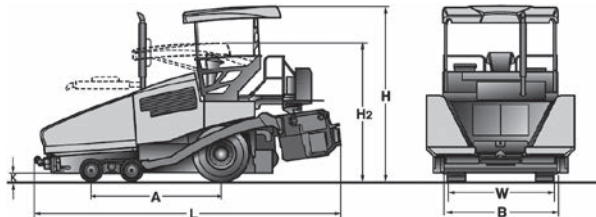
BF 800 P - Tier 3



Fields of application:

With paving widths of 2.50 m to 9 m, the BF 800 P is ideal for medium to large-scale construction projects on motorways and major roads. This BOMAG finisher is designed for high paving outputs: for example, on larger output jobs on local roads and inner city areas.

PRE 837 65 010



Dimensions in mm

	A	B	H	H ₂	L	W
BF 800 P S 500	3125	2550	3865	3055	6800	2550
BF 800 P S 600	3125	3000	3865	3055	6800	3000



Standard equipment

- SIDEVIEW
- Driver's seat: with swivel and side- shift
- Protection; dashboard
- Hydraulic hinged roof
- Digital display for machine management
- Separate control of hopper wings
- Cleaning kit
- Hydraulic, height adjustable auger
- Track scraper
- L.C.S. Screed relief and traction increase system
- Screed temperature control
- Cast heating elements
- Automatic screed heating
- Hydraulic screed control
- Crown adjustment
- 6 work lights
- Side control of auger/scraper belts
- Tools
- 6 x 6 all wheel drive
- 30 kVA generator
- Socket 2 x 240 volt
- 2 proportionally controlled and reversible wear-resistant cast augers; screw blades separately replaceable
- 2 independent and reversible scraper belts; high- wear resistant plates



Optional equipment

- Hydraulic hopper front flap
- Hydraulic/electric movable platform
- Hydraulic crown adjustment
- Hinged side plates
- Heated side plates
- Side windscreened platform
- Seat warmer
- Asphalt steam extraction
- Biologically degradable hydraulic oil
- Central lubrication system
- L.C.S. half-sided
- Optional paint finish
- S 500 + S 600 extensions:
 - 250 mm
 - 500 mm
 - 750 mm
 - 1250 mm
- Reduction shoe
- Edge shaper 45°/60°
- Light balloon
- Socket 2 x 240 volt
- Levelling systems: Height and cross-slope sensing by means of ultrasonic or mechanical sensors

TECHNICAL DATA

Weights

Operating weight CECE kg

Dimensions

Transport length mm
 Transport width mm
 Transport height mm
 Inner track radius mm
 Outer track radius mm

Travel characteristics

Travel speed (1) km/h
 Travel speed (2) km/h
 Working speed (1) m/min
 Working speed (2) m/min

Drive

Engine manufacturer
 Type
 Exhaust classification
 Cooling
 Number of cylinders
 Rated power ISO 3046 kW
 Rated speed min⁻¹

Crawler assembly

Rear tyres
 -Number
 -Type
 Front tyres
 -Number
 -Diameter mm
 -Width mm

Hoppe

Capacity m³
 Width (wings open) mm
 Width (wings closed) mm
 Length mm
 Filling height (middle) mm

Scraper belt / auger

Quantity
 Width mm
 Rated speed U/min
 Individual control
 Reversing operation

Conveyor auger

>Number
 ->Auger diameter mm
 ->Rotary speed U/min
 ->Reversing operation

Screed

Screed type
 Basic width retracted mm
 Basic width extended mm
 Max. working width mm
 min. width with reducing skids mm
 Mat height mm
 Smoothing plate depth mm
 Smoothing plate thickness mm
 Heating
 Crown %
 Tamper frequency Hz
 Vibration frequency Hz
 Basic weight kg

Filling capacities

Fuel l
 Hydraulic oil l

Operating/control elements

Number of driver's seats
 SideView
 LCS System

BOMAG BF 800 P S 500

21000

6800
 2550
 3055
 3900
 6500

7
 0-15
 0-20
 0-45

DEUTZ
 TCD 2012 L06
 Stage III a / TIER 3
 Water
 6
 135
 2000

2
 445/80 R25
 4
 500
 280

7,2
 3320
 2250
 2010
 500

2
 400
 60
 Standard
 Standard

2
 400
 95
 Standard

S 500
 S 500
 2550
 5000
 9000
 1800
 300
 400
 15
 Elektrik
 -2,5 ... +4,5
 0-29
 20-58
 3900

315
 160

1
 Standard
 Standard

BOMAG BF 800 P S 600

21300

6800
 3000
 3055
 3900
 6500

7
 0-15
 0-20
 0-45

DEUTZ
 TCD 2012 L02
 Stage III a / TIER 3
 Water
 6
 135
 2000

2
 445/80 R25
 4
 500
 280

7,2
 3320
 2250
 2010
 500

2
 400
 60
 Standard
 Standard

2
 400
 95
 Standard

S 600
 S 600
 3000
 6000
 9000
 2300
 300
 400
 15
 Elektrik
 -2,5 ... +4,5
 0-29
 20-58
 4200

315
 160

1
 Standard
 Standard

PAVER

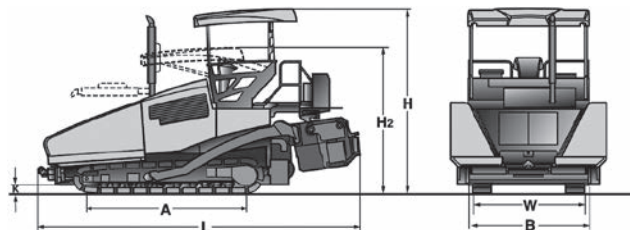
BF 900 C - Tier 3



Fields of application:

With paving widths of 2.50 m to 13 m, the BF 900 C is ideal for medium to large-scale construction projects on motorways and major roads. This BOMAG finisher is designed for high paving outputs: for example, on larger output jobs on local roads and inner city areas.

PRE 893 12 010



Dimensions in mm

	A	B	H	H ₂	L	W
BF 900 C S 500	3360	2550	3865	3055	6800	2550
BF 900 C S 600	3360	3000	3865	3055	6800	3000



Standard equipment

- SIDEVIEW
- Driver's seat: with swivel and side-shift
- Protection; dashboard
- Hydraulic hinged roof
- Digital display for machine management
- Separate control of hopper wings
- Cleaning kit
- Hydraulic, height adjustable auger
- Track scraper
- L.C.S. Screed relief and traction increase system
- Screed temperature control
- Cast heating elements
- Automatic screed heating
- Hydraulic screed control
- Crown adjustment
 - 6 work lights
 - Side control of auger/scraper belts
- Tools
 - Rubber track plates
 - 30 kVA generator
 - Socket 2x240 volt
 - 2 proportionally controlled and reversible wear-resistant cast augers; screw blades separately replaceable
 - 2 independent and reversible scraper belts; high-wear resistant plates



Optional equipment

- Hydraulic hopper front flap
- Hydraulic/electric movable platform
- Hydraulic crown adjustment
- Hinged side plates
- Heated side plates
- Side windscreened platform
- Seat warmer
- Asphalt steam extraction
- Biologically degradable hydraulic oil
- Central lubrication system
- L.C.S. half-sided
- Optional paint finish
- S 500 + S 600 extensions:
 - 250 mm
 - 500 mm
 - 750 mm
 - 1250 mm
- Reduction shoe
- Edge shaper 45°/60°
- Light balloon
- Socket 2x240 volt
- Levelling systems:
 - Height and cross-slope sensing by means of ultrasonic or mechanical sensors

TECHNICAL DATA

Weights

Operating weight CECE kg

Dimensions

Transport length mm

Transport width mm

Transport height mm

Travel characteristics

Travel speed (1) km/h

Working speed (1) m/min

Drive

Engine manufacturer

Type

Exhaust classification.....

Cooling

Number of cylinders.....

Rated power ISO 3046..... kW

Speed min⁻¹

Crawler assembly

Crawler track.....

-Axle base mm

-Width..... mm

Hopper

Capacity m³

Width (wings open)..... mm

Width (wings closed)..... mm

Length mm

Filling height (middle) mm

Scraper belt / auger

Number.....

Width mm

Speed U/min

Individual control.....

Reversing operation.....

Conveyor auger

->Number

->Auger diameter mm

->Rotary speed U/min

->Reversing operation.....

Screed

Screed type.....

Basic width retracted..... mm

Basic width extended..... mm

Max. working width..... mm

min. width with reduction skids..... mm

Mat thickness..... mm

Smoothing plate depth..... mm

Smoothing plate thickness..... mm

Heating.....

Crown..... %

Tamper frequency..... Hz

Vibration frequency..... Hz

Basic weight..... kg

Filling capacities

Fuel..... l

Hydraulic oil..... l

BOMAG BF 900 C S 500

21150

6800

2550

3055

0-4,5

0-25

DEUTZ

TCD 6.1 L6

Stage III a / TIER 3

water

6

160

2000

2700

300

7,2

3320

2250

2010

500

2

400

60

Standard

Standard

2

450

95

Standard

S 500

2550

5000

9000

1800

300

400

15

Electric

-2,5 ... +4,5

0-29

20-58

3900

315

160

BOMAG BF 900 C S 600

21450

6800

3000

3055

0-4,5

0-25

DEUTZ

TCD 6.1 L6

Stage III a / TIER 3

water

6

160

2000

2700

300

7,2

3320

2250

2010

500

2

400

60

Standard

Standard

2

450

95

Standard

S 600

3000

6000

10000

2300

300

400

15

Electric

-2,5 ... +4,5

0-29

20-58

4200

315

160

FEEDER

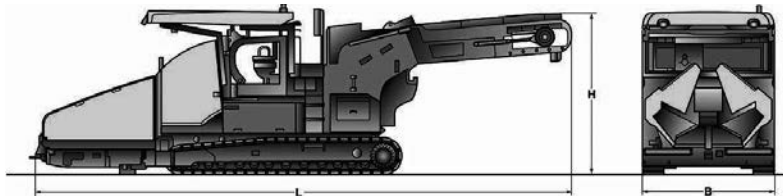
BMF 2500 - Tier 3



Fields of application:

The BOMAG BMF 2500 feeder delivers uniform and constant material to the paver, reducing paving times and improving the quality of the finished job. The outstanding features of the BOMAG BMF 2500 feeder are its high output and compact design. Theoretical output is 4,000 t/h, which means the unit can handle a 27 tonne lorry load in only 35 seconds. At the same time the feeder width is just 2.55 m; narrow enough for transporting without special permit. This makes the BMF 2500 a versatile machine which can be used on site in confined areas.

PRE 940 10 010



Dimensions in m

	Length	Width	Height
BMF 2500 S	9,20	2,55	3,10
BMF 2500 M	10,26	2,55	3,10
BMF 2500 S Offset	13,50	2,55	3,10



Operator's platform

- 2 driver's seats slewable and rotatable
- Protection, dashboard
- Adjustable dashboard
- Hydraulically foldable roof
- Digital display for machine management
- Weather protection roof

Tractive unit

- Fuel tank 300 litres
- Individual control of bucket flaps
- Track chain scraper
- Rubber floor plates
- Hydraulic hopper front flap
- Cleaning kit
- Pre-installation of swivelling conveyor

Conveyor belt

- Central lubrication of conveyor belt chain
- Scraper for conveyor belt
- Automatic conveyor belt cleaning system

Assistance systems

- On-board tool
- Automatic distance control
- Automatic loading assistant
- Laptop Station

Miscellaneous

- 7 Halogen working lights
- Flashing beacon
- Backup alarm
- 2 x 24 V sockets
- 1 x 12 V socket
- Storage compartments



Operator's platform

- Weather protection for platform
- Comfort seat with seat heating
- Height adjustable lift platform

Tractive unit

- Special paint finish
- Bio-degradable hydraulic oil
- Camera system
- Signal lamp system

Conveyor belt

- Slewable belt
(only for model BMF 2500 S)
- Slewable belt covering
- LED lighting for slewable conveyor
- Camera system for slewable belt
- Hydraulic height adjustment for conveyor belt

Assistance systems

- Automatic steering (max. 14.0 M)
- Automatic steering (max. 10.0 M)

Miscellaneous

- Fleet management BOMAG TELEMATIC
- Illumination balloon (24 V, 250 W)
- LED Roof illumination
- LED Illumination of short and medium conveyor belts
- Fire extinguisher
- Coming Home light function
- Illumination of engine compartment

TECHNICAL DATA

Weights

Operating weight CECE	kg
BMF 2500 M	kg
BMF 2500 S Offset	kg

Dimensions

Transport length BMF 2500 S	mm
BMF 2500 M	mm
BMF 2500 S Offset	mm
Transport width BMF 2500 S	mm
BMF 2500 M	mm
BMF 2500 S Offset	mm
Transport height	mm
Loading angle	°

Travel characteristics

Travel speed	km/h
Working speed	m/min

Drive

Engine manufacturer	
Type	
Exhaust classification	
Cooling	
Number of cylinders	
Displacement	cm ³
Rated power	kW / hp
Power	rpm

Track chains

Overall length	mm
Width	mm

Hopper

Capacity	m ³ / t
Width (wings open)	mm
Width (wings closed)	mm
Length	mm
Filling height (middle)	mm

Conveyor belt

Type	
------------	--

Velocity	
Width	mm
Conveying height BM 2500 S / BMF 2500 M	mm

Conveying height BM 2500 S Offset	
Capacity	t/h

Filling capacities

Fuel	l
Hydraulic system	l

Electric system

Voltage	V
---------------	---

BOMAG BMF 2500 S

20000
20500
24500

9200
10260
13500
9200
3000
13500
3100
10

0-4
0-25 variable

Cummins
QSB6.7-C260
Stage III a / TIER 3
Fluid
6
6700
170 / 231
2200

3900
320

7 / 15
3345
2550
2200
523

Rubber band, mounted on two roller chains, with metal cross tie
Infinitely variable
1200
2180 mm (with hydraulic height adjustment 2560 mm)

2900
4000

300
200

24

FEEDER

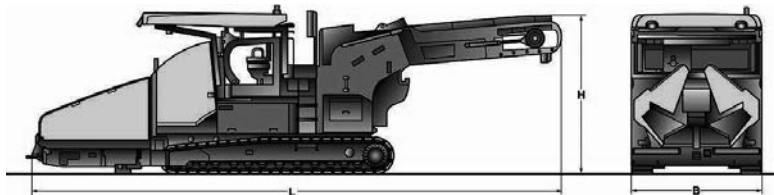
BMF 2500 - Tier 4



Fields of application:

The BOMAG BMF 2500 feeder delivers uniform and constant material to the paver, reducing paving times and improving the quality of the finished job. The outstanding features of the BOMAG BMF 2500 feeder are its high output and compact design. Theoretical output is 4,000 t/h, which means the unit can handle a 27 tonne lorry load in only 35 seconds. At the same time the feeder width is just 2.55 m; narrow enough for transporting without special permit. This makes the BMF 2500 a versatile machine which can be used on site in confined areas..

PRE 940 00 010



Dimensions in m

	Length	Width	Height
BMF 2500 S	9,20	2,55	3,10
BMF 2500 M	10,26	2,55	3,10
BMF 2500 S Offset	13,50	2,55	3,10



Standard equipment

Operator's platform

- 2 driver's seats slewable and rotatable
- Protection, dashboard
- Adjustable dashboard
- Hydraulically foldable roof
- Digital display for machine management
- Weather protection roof

Tractive unit

- Fuel tank 300 litres
- Individual control of bucket flaps
- Track chain scraper
- Rubber floor plates
- Hydraulic hopper front flap
- Cleaning kit
- Pre-installation of swivelling conveyor

Conveyor belt

- Central lubrication of conveyor belt chain
- Scraper for conveyor belt
- Automatic conveyor belt cleaning system

Assistance systems

- On-board tool
- Automatic distance control
- Automatic loading assistant
- Laptop Station

Miscellaneous

- 7 Halogen working lights
- Flashing beacon
- Backup alarm
- 2 x 24 V sockets
- 1 x 12 V socket
- Storage compartments



Optional equipment

Operator's platform

- Weather protection for platform
- Comfort seat with seat heating
- Height adjustable lift platform

Tractive unit

- Special paint finish
- Bio-degradable hydraulic oil
- Camera system
- Signal lamp system

Conveyor belt

- Slewable belt
- (only for model BMF 2500 S)
- Slewable belt covering
- LED lighting for slewable conveyor
- Camera system for slewable belt
- Hydraulic height adjustment for conveyor belt

Assistance systems

- Automatic steering (max. 14.0 M)
- Automatic steering (max. 10.0 M)

Miscellaneous

- Fleet management BOMAG TELEMATIC
- Illumination balloon (24 V, 250 W)
- LED Roof illumination
- LED Illumination of short and medium conveyor belts
- Fire extinguisher
- Coming Home light function
- Illumination of engine compartment

TECHNICAL DATA

WeightsCECE

BMF 2500 S	kg
BMF 2500 SM	kg
BMF 2500 SOffset	kg

Dimensions

Transport length BMF 2500 S	mm
length BMF 2500 M	mm
length BMF 2500 S Offset	mm
Transport width	mm
Transport height	mm
Loading angle	°

Travel characteristics

Travel speed	km/h
Working speed	m/min

Drive

Engine manufacturer	
Type	
Emission stage	
Exhaust classification	
Cooling	
Number of cylinders	
Displacement	cm ³
Rated power	kW / hp
Power	rpm

Track chains

Overall length	mm
Width	mm

Hopper

Capacity	m ³ / t
Width (wings open)	mm
Width (wings closed)	mm
Length	mm
Filling height (middle)	mm

Conveyor belt

Type	
------------	--

Velocity	
Width	mm
Conveying height	mm

Capacity	t/h
----------------	-----

Filling capacities

Fuel	l
Hydraulic system	l

Electric system

Voltage	V
---------------	---

BOMAG BMF 2500

20000
20500
24500

9200
10260
13500
2550
3100
10

0-4
0-25 variable

Cummins
QSB6.7-C260 (Tier 4 final)
Stage IV / TIER 4
Tier 4 final
Fluid
6
6700
170 / 231
2200

3900
320

7 / 15
3345
2550
2200
523

Rubber band, mounted on
two roller chains,
with metal cross ties

Infinitely variable
1200
2180 mm (with hydraulic height adjustment 2560 mm)

4000

300
200

24



TABLE OF CONTENTS

Single Drum Rollers

BW 124 DH-5, BW 124 PDH-5 (2 Amplitude)	194	BW 216 D-5, BW 216 PD-5 - Tier 3	240
BW 145 D-5, BW 145 DH-5, BW 145 PDH-5 - Tier 4	196	BW 219 D-5, BW 219 PD-5 - Tier 3	242
BW 177 D-5, BW 177 DH-5, BW 177 PDH-5 - Tier 4	198	BW 219 DH-5, BW 219 PDH-5 - Tier 3	244
BW 177 BVC-5 - Tier 4	200	BW 226 DH-5, BW 226 PDH-5 - Tier 3	246
BW 219 D-5, BW 219 PD-5	202	BW 213 BVC-5, BW 226 BVC-5 - Tier 3	248
BW 219 DH-5, BW 219 PDH-5	204	BW 226 DI-5 - Tier 3	250
BW 226 DH-5, BW 226 PDH-5	206	BW 226 RC-5	252
BW 219 BVC-5	208	BW 219 D-4 - Tier 2	254
BW 226 BVC-5	210	BW 219 D-4, BW 219 PD-4 - Tier 3	256
BW 226 DI-5	212	BW 226 DH-4 - Tier 3	258
BW 226 RC-5	214	BW 211 D-40, BW 211 PD-40	260
BW 211 D-5, BW 211 PD-5 - Tier 4	216	BW 212 D-40, BW 212 PD-40	262
BW 211 DH-5, BW 211 PDH-5 - Tier 4	218	BW 213 D-40, BW 213 PD-40	264
BW 212 D-5, BW 212 DH-5, BW 212 PD-5 - Tier 4	220	BW 215 D-40	266
BW 213 D-5, BW 213 DH-5, BW 213 PDH-5 - Tier 4	222	BW 216 D-40, BW 216 PD-40	268
BW 214 D-5 - Tier 4	224	BW 218 D-40	270
BW 216 D-5, BW 216 PD-5 - Tier 4	226		
BW 216 DH-5, BW 216 PDH-5 - Tier 4	228	Soil Compactors	
BW 213 DH-5/P, BW 213 BVC-5/P - Tier 4	230	BC 473 EB-3	272
BW 213 BVC-5 - Tier 4	232	BC 772 EB-2	274
BW 177 D-5, BW 177 DH-5, BW 177 PDH-5 - Tier 3	234	BC 772 EB-4	276
BW 211 D-5, BW 211 PD-5 - Tier 3	236	BC 473 EB-5	278
BW 213 D-5, BW 213 DH-5, BW 213 PDH-5 - Tier 3	238		

SINGLE DRUM ROLLERS

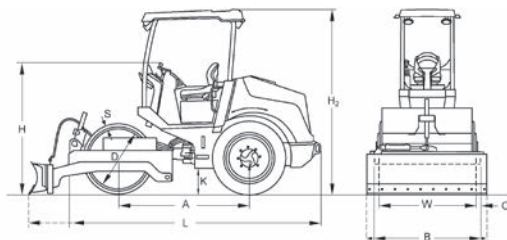
BW 124 DH-5, BW 124 PDH-5 (2 Amplitude)



Fields of application:

Minor works and medium-size compaction duties in road construction, car parks, trenches and backfill. D-series models are suitable for granular materials (sand, gravel, crushed rock), semi-cohesive soils and hydraulically bound materials. PD-series models are primarily used on cohesive soils with high water contents. All BW 124 models have high climbing performance with high-torque drive systems. With its high traction, the BW 124 is ideal for use with a dozer blade which transforms the BW 124 into an effective combined unit for spreading, shaping and compaction.

PRE 586 55 010



Dimensions in mm

	A	B	D	H	H2	K	L	O	S	W
BW 124 DH-5	1815	1310	960	1850	2520	320	3520	55	15	1200
BW 124 PDH-5	1815	1310	960	1850	2520	320	3520	55	15	1200



Standard Equipment

- Hydrostatic travel and vibration drive
- Double pump system for travel drive
- 2 Spring accumulator brakes
- Differential lock
- Hydrostatic articulated steering
- Contact scrapers
- Operating/Control Equipment
 - Hour meter
 - Charge control
 - Parking brake
 - Engine oil pressure
 - Engine temperature
 - air cleaner pollution
 - Fuel level indicator
- Warning horn
- Transport lashing and lifting points front/rear
- Lockable anti vandal dashboard protection
- Back-up alarm
- Emergency stop button
- ROPS/FOPS with safety belt
- Working lights
- Seat contact switch
- Rear windscreen
- Battery disconnect switch



Optional Equipment

- Dozer blade (+350kg/772lb)
 - B:1.515mm/59.6in
 - L:3.900mm/153.5in
- Dozer blade (Pre-installation)
- Dozer blade with tilting mechanism (+440kg/970lb)
- Special painting
- Rotary beacon
- ECONOMIZER
- TELEMATIC
- Working lights
- Comfort package

TECHNICAL DATA

Weights

Grossweight	kg
Operating weight CECE	kg
Axle load, drum / wheels CECE	kg
Static linear load CECE	kg/cm

Dimensions

Working width	mm
Track radius, inner	mm

Driving Characteristics

Speed	km/h
Max. gradeability without/with vibr.	%

Drive

Engine manufacturer	
Type	
Emission stage	
Exhaust gas aftertreatment	
Cooling	
Number of cylinders	
Performance ISO 3046	kW
Performance SAE J 1995	hp
Speed	min-1
Fuel	
Electric equipment	V
Drive system	
Drum driven	

Drums and Tyres

Tyre size	
-----------------	--

Brakes

Service brake	
Parking brake	

Steering

Steering system	
Steering method	
Steering / oscillating angle +/-	grad

Exciter system

Drive system	
Frequency	Hz
Amplitude	mm
Centrifugal force	kN

Capacities

Fuel	l
------------	---

BOMAG BW 124 DH-5

3.950
3.300
1.580/1.730
13,2

1.200
2.260

0- 9,0
55/55

Kubota
V2403
Stage V / TIER4f
DPF
water
4
34,0
46,0
2.400
Diesel
12
hydrost.
standard

9.5-24 4PR

hydrost.
hydromec.

oscil.artic.
hydrost.
35/12

hydrost.
41
1,70/0,85
85/43

60,0

BOMAG BW 124 PDH-5

4.000
3.390
1.600/1.790

1.200
2.260

0- 9,0
55/55

Kubota
V2403
Stage V / TIER4f
DPF
water
4
34,0
46,0
2.400
Diesel
12
hydrost.
standard

9.5-24 4PR

hydrost.
hydromec.

oscil.artic.
hydrost.
35/12

hydrost.
41
1,60
85

60,0

SINGLE DRUM ROLLERS

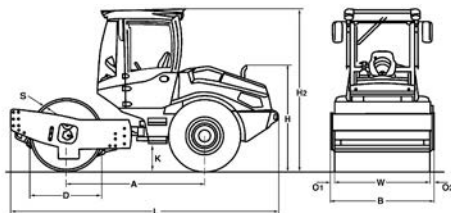
BW 145 D-5, BW 145 DH-5, BW 145 PDH-5 - Tier 4



Fields of application:

Minor works and medium-size compaction duties in road construction, car parks, trenches and backfill. D-series models are suitable for granular materials (sand, gravel, crushed rock), semi-cohesive soils and hydraulically bound materials. PD-series models are primarily used on cohesive soils with high water contents. H-series models have high climbing performance and high-torque drive systems.

PRE 586 00 010



Dimensions in mm

	A	B	D	H	H2	K	L	O1	O1	S	W
BW 145 D-5	2250	1560	1060	1570	2720	320	4370	65	65	20	1430
BW 145 DH-5	2250	1560	1060	1570	2720	320	4370	65	65	20	1430
BW 145 PDH-5	2250	1560	1045	1570	2720	320	4370	65	65	15	1430



Standard Equipment

- BOMAG ECOMODE
- Double pump system for travel drive (DH/PDH)
- No-Spin differential lock
- Rear axle with twin spring accumulator brakes
- Hydrostatic travel and vibration drive
- Hydrostatic articulated steering
- Articulated joint lock
- Warning, information and operation displays
- Single lever control for travel and vibration
- Emergency STOP
- Warning horn
- Back-up warning system
- Noise insulation
- 1 Scrapers (D/DH)
- 2 Scrapers (PDH)
- Tractor tires (PDH)



Optional Equipment

- * ROPS cabin with seat belts
- ROPS/FOPS with safety belt
- * Working lights front/rear
- Indicator and hazard lights
- Rotary beacon
- Rearview camera
- Air condition
- Sliding window
- Radio (Bluetooth)
- BOMAG ECOSTOP
- ECONOMIZER
- TERRAMETER
- Printer for TERRAMETER
- BOMAG TELEMATIC
- BCM 05 Documentation system
- Special painting
- Reversing alarm buzzer with broad band audio
- Padfoot segment kit (D/DH)
- 2 Contact scrapers (D/DH)
- Dozer blade (DH/PDH)
- Environmentally compliant hydraulic oil
- Tractor tires (D/DH)
- Hydr. drive for bitumen system
- LED Working lights (Cabin)
- Comfort package
- * Standard delivery with CE conformity (valid within European Union)

TECHNICAL DATA

Weights

Grossweight	kg
Operating weight CECE w. ROPS-cabin	kg
Axle load, drum CECE	kg
Axle load, wheels CECE	kg
Static linear load CECE	kg/cm

Dimensions

Working width	mm
Track radius, inner	mm

Driving Characteristics

Speed (1)	km/h
Speed (2)	km/h
Speed (3)	km/h
Speed (4)	km/h
Max. gradeability without/with vibr. ...	%

Drive

Engine manufacturer	
Type	
Emission stage	
Exhaust gas aftertreatment	
Cooling	
Number of cylinders	
Performance ISO 3046	kW
Performance SAE J 1995	hp
Speed	min-1
Fuel	
Electric equipment	V
Drive system	
Drum driven	

Drums and Tyres

Tyre size	
-----------------	--

Brakes

Service brake	
Parking brake	

Steering

Steering system	
Steering method	
Steering / oscillating angle +/-	grad

Exciter system

Drive system	
Frequency	Hz
Amplitude	mm
Centrifugal force	kN
Centrifugal force	t

Capacities

Fuel	l
------------	---

BOMAG BW 145 D-5

5.600
4.750
2.490
2.260
17,4

1.430
2.890

0- 4,0
0- 4,5
0- 6,5
0- 9,0
51/48

Kubota
V3307 CR-T
Stage V / TIER4f
DOC+DPF
water
4
55,4
75,0
2.400
Diesel
12
hydrost.
standard

12.5-20 12PR

hydrost.
hydromec.

oscil.artic.
hydrost.
35/12

hydrost.
31/35
1,70/0,80
80/56
8,2/5,7

110,0

BOMAG BW 145 DH-5

6.000
4.820
2.520
2.300
17,6

1.430
2.890

0- 10,0
64/59

Kubota
V3307 CR-T
Stage V / TIER4f
DOC+DPF
water
4
55,4
75,0
2.400
Diesel
12
hydrost.
standard

12.5-20 12PR

hydrost.
hydromec.

oscil.artic.
hydrost.
35/12

hydrost.
31/35
1,70/0,80
80/56
8,2/5,7

110,0

BOMAG BW 145 PDH-5

5.600
5.070
2.770
2.300

1.430
2.890

0- 10,0
64/59

Kubota
V3307 CR-T
Stage V / TIER4f
DOC+DPF
water
4
55,4
75,0
2.400
Diesel
12
hydrost.
standard

12.4-24/8PR

hydrost.
hydromec.

oscil.artic.
hydrost.
35/12

hydrost.
31/35
1,45/0,70
80/56
8,2/5,7

110,0

SINGLE DRUM ROLLERS

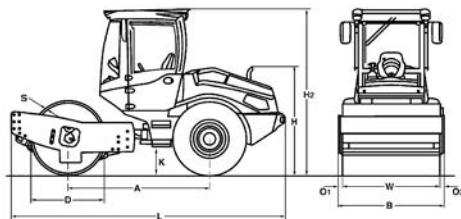
BW 177 D-5, BW 177 DH-5, BW 177 PDH-5 - Tier 4



Fields of application:

Minor works and medium-size compaction duties in road construction, car parks, trenches and backfill. D-series models are suitable for granular materials (sand, gravel, crushed rock), semi-cohesive soils and hydraulically bound materials. PD-series models are primarily used on cohesive soils with high water contents. H-series models have high climbing performance and high-torque drive systems.

PRE 586 03 010



Dimensions in mm

	A	B	D	H	H2	K	L	O1	O2	S	W
BW 177 D-5	2350	1820	1230	1750	2800	380	4550	65	65	20	1690
BW 177 DH-5	2350	1820	1230	1750	2800	380	4550	65	65	20	1690
BW 177 PDH-5	2350	1820	1210	1750	2800	380	4550	65	65	15	1690



Standard Equipment

- BOMAG ECOMODE
- Double pump system for travel drive (DH/PDH)
- No-Spin differential lock
- Rear axle with twin spring accumulator brakes
- Hydrostatic travel and vibration drive
- Hydrostatic articulated steering
- Articulated joint lock
- Warning, information and operation displays
- Single lever control for travel and vibration
- Emergency STOP
- Warning horn
- Back-up warning system
- Noise insulation
- 2 Contact scrapers Plastic (D/DH)
- 2 Scrapers (PDH)
- Tractor tires (PDH)



Optional Equipment

- * ROPS cabin with seat belts
- ROPS/FOPS with safety belt
- Tractor tires (D/DH)
- * Working lights front/rear
- Indicator and hazard lights
- Rotary beacon
- Rearview camera
- Air condition
- Adjustable steering column
- Sliding window
- Radio (Bluetooth)
- BOMAG ECOSTOP
- ECONOMIZER
- TERRAMETER
- Printer for TERRAMETER
- BOMAG TELEMATIC
- BCM 05 Documentation system
- Special painting
- Reversing alarm buzzer with broad band audio
- Padfoot segment kit (D/DH)
- Dozer blade (DH/PDH)
- Environmentally compliant hydraulic oil
- Measuring- and machine data interface for third-party suppliers
- LED Working lights (Cabin)

* Standard delivery with CE conformity (valid within European Union)

TECHNICAL DATA

Weights

Gross weight	kg
Operating weight CECE w. ROPS-cabin	kg
Axle load, drum CECE	kg
Axle load, wheels CECE	kg
Static linear load CECE	kg/cm

Dimensions

Working width	mm
Track radius, inner	mm

Driving Characteristics

Speed (1)	km/h
Speed (2)	km/h
Speed (3)	km/h
Speed (4)	km/h
Max. gradeability without/with vibr. ...	%

Drive

Engine manufacturer	
Type	
Emission stage	
Exhaust gas aftertreatment	
Cooling	
Number of cylinders	
Performance ISO 3046	kW
Performance SAE J 1995	hp
Speed	min-1
Fuel	
Electric equipment	V
Drive system	
Drum driven	

Drums and Tyres

Tyre size	
-----------------	--

Brakes

Service brake	
Parking brake	

Steering

Steering system	
Steering method	
Steering / oscillating angle +/-	grad

Exciter system

Drive system	
Frequency (1)	Hz
Frequency (2)	Hz
Amplitude	mm
Centrifugal force	kN
Centrifugal force	t

Capacities

Fuel	l
------------	---

BOMAG BW 177 D-5

7.800
6.600
4.000
2.600
23,7

1.690
2.975

0- 4,5
0- 5,5
0- 7,5
0- 10,5
49/46

Kubota
V3307 CR-T
Stage V / TIER4f
DOC+DPF
water
4
55,4
75,0
2.400
Diesel
12
hydrost.
standard

14.9-24/8PR

hydrost.
hydromec.

oscil.artic.
hydrost.
35/12

hydrost.
29
32
1,90/0,80
112/74
11,4/7,5

110,0

BOMAG BW 177 DH-5

8.200
6.700
4.050
2.650
24,0

1.690
2.975

0-10

61/58

Kubota
V3307 CR-T
Stage V / TIER4f
DOC+DPF
water
4
55,4
75,0
2.400
Diesel
12
hydrost.
standard

14.9-24/8PR

hydrost.
hydromec.

oscil.artic.
hydrost.
35/12

hydrost.
29
32
1,90/0,80
112/74
11,4/7,5

110,0

BOMAG BW 177 PDH-5

7.600
6.950
4.300
2.650

1.690
2.975

0-10

61/58

Kubota
V3307 CR-T
Stage V / TIER4f
DOC+DPF
water
4
55,4
75,0
2.400
Diesel
12
hydrost.
standard

14.9-24/8PR

hydrost.
hydromec.

oscil.artic.
hydrost.
35/12

hydrost.
29
32
1,75/0,88
112/74
11,4/7,5

110,0

SINGLE DRUM ROLLER

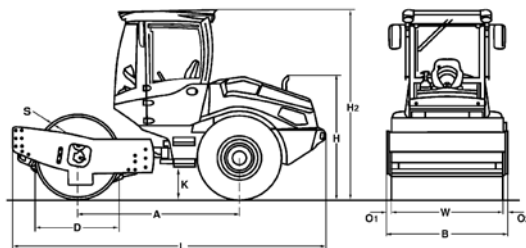
BW 177 BVC-5 - Tier 4



Fields of application:

BOMAG VARIOCONTROL single drum rollers can be used on a wide range of earthworks and highway construction applications. Compared to conventional single drum rollers, these models provide higher compaction performance, transmit maximum energy on every application, and give optimum results every time on each site. Instant and infinite adjustment of amplitude and compaction energy reduces the tendency for loosening at the surface on gravel, sand and anti-frost layers.

PRE 586 06 010



Dimensions in mm

	A	B	D	H	H2	K	L	O1	O2	S	W
BW 177 BVC-5	2350	1820	1230	1750	2800	380	4550	65	65	20	1690



Standard Equipment

- BOMAG ECOMODE
- BOMAG VARIOCONTROL
- TERRAMETER
- Oscillation mode
- Double pump system for travel drive
- No-Spin differential lock
- Rear axle with twin spring accumulator brakes
- Hydrostatic travel and vibration drive
- Hydrostatic articulated steering
- Articulated joint lock
- Warning, information and operation displays
- Single lever control for travel and vibration
- Emergency STOP
- Warning horn
- Back-up warning system
- Noise insulation
- 2 Contact scrapers Plastic
- BOMAG TELEMATIC



Optional Equipment

- * ROPS cabin with seat belts
- * Working lights front/rear
- Air condition
- Sliding window
- Printer for TERRAMETER
- Radio (Bluetooth)
- ROPS/FOPS with safety belt
- Adjustable steering column
- BOMAG ECOSTOP
- Rotary beacon
- Indicator and hazard lights
- Padfoot segment kit
- BCM 05 Documentation system
- Special painting
- Environmentally compliant hydraulic oil
- Reversing alarm buzzer with broad band audio
- Rearview camera
- Tractor tires
- Measuring- and machine data interface for third-party suppliers
- LED Working lights (Cabin)

* Standard delivery with CE conformity
(valid within European Union)

TECHNICAL DATA

Weights

Grossweight	kg	8.000
Operating weight CECE w. ROPS-cabin	kg	7.000
Axle load, drum CECE	kg	4.250
Axle load, wheels CECE	kg	2.750
Static linear load CECE	kg/cm	25,1

Dimensions

Working width	mm	1.690
Track radius, inner	mm	2.975

Driving Characteristics

Speed (1)	km/h	0-10
Max. gradeability without/with vibr.	%	60/57

Drive

Engine manufacturer		Kubota
Type		V3307 CR-T
Emission stage		Stage V / TIER4f
Exhaust gas aftertreatment		DOC+DPF
Cooling		water
Number of cylinders		4
Performance ISO 3046	kW	55,4
Performance SAE J 1995	hp	75,0
Speed	min-1	2.400
Fuel		Diesel
Electric equipment	V	12
Drive system		hydrost.
Drum driven		standard

Drums and Tyres

Tyre size		14.9-24/8PR
-----------------	--	-------------

Brakes

Service brake		hydrost.
Parking brake		hydromec.

Steering

Steering system		oscil.artic.
Steering method		hydrost.
Steering / oscillating angle +/-	grad	35/12

Exciter system

Drive system		hydrost.
Frequency (1)	Hz	28
Amplitude (1)	mm	0 - 2,20
Centrifugal force	kN	150
Centrifugal force	t	15,3

Capacities

Fuel	l	110,0
------------	---	-------

BOMAG BW 177 BVC-5

8.000
7.000
4.250
2.750
25,1

1.690
2.975

0-10
60/57

Kubota
V3307 CR-T
Stage V / TIER4f
DOC+DPF
water
4
55,4
75,0
2.400
Diesel
12
hydrost.
standard

14.9-24/8PR

hydrost.
hydromec.

oscil.artic.
hydrost.
35/12

hydrost.
28
0 - 2,20
150
15,3

110,0

SINGLE DRUM ROLLERS

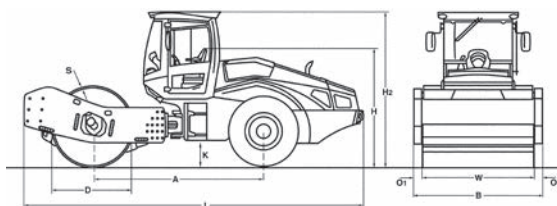
BW 219 D-5, BW 219 PD-5



Fields of application:

Heavy duty compaction work on thick fill materials. D-series models are suitable for the compaction of hydraulically bound materials, sand, gravel, crushed rock, semi-cohesive soil and rock. PD models are ideally suited for use on heavy cohesive soils with high water contents.

PRE 586 31 010



Dimensions in mm

	A	B	D	H	H2	K	L	O1	O2	S	W
BW 219 D-5	0	2300	1600	2300	3030	495	6500	85	85	40	2130
BW 219 PD-5	3255	2300	1500	2300	3060	495	6500	85	85	35	2130



Standard Equipment

- BOMAG ECOMODE
- No-Spin differential lock
- Rear axle with twin spring accumulator brakes
- Hydrostatic travel and vibration drive
- Hydrostatic articulated steering
- Articulated joint lock
- Seat with arm rest and adj. for position and height
- Sliding window
- Battery disconnect switch
- Single lever control for travel and vibration
- Warning, information and operation displays with LCD
- Loading mode
- Emergency STOP
- Working lights front / rear
- Back-up alarm
- Noise insulation
- 2 Scrapers
- Warning horn



Optional Equipment

- * ROPS/FOPS cabin with seat belts
 - Sliding window
- Rearview camera
- Air condition
- Radio (Bluetooth)
- Pre start cabin heating
- Comfort package: Adjustable seat and adjustable steering column
- Rotary beacon
- Indicator and hazard lights
- BOMAG ECOSTOP
- ECONOMIZER
- TERRAMETER
- BOMAG TELEMATIC POWER
- BCM 05 Documentation system
- Special painting
- Padfoot segment kit (D)
- Environmentally compliant hydraulic oil
- Measuring- and machine data interface for third-party suppliers
- Reversing alarm buzzer with broad band audio
- LED Working lights (Cabin)
- Highly wear resistant drum (D)

* Standard delivery with CE conformity (valid within European Union)

TECHNICAL DATA

Weights

Grossweight	kg
Operating weight CECE w. ROPS-cabin	kg
Axle load, drum CECE	kg
Axle load, wheels CECE	kg
Static linear load CECE	kg/cm

Dimensions

Working width	mm
Track radius, inner	mm

Driving Characteristics

Speed (1)	km/h
Speed (2)	km/h
Speed (3)	km/h
Speed (4)	km/h
Max. gradeability without/with vibr.	%

Drive

Engine manufacturer	
Type	
Emission stage	
Exhaust gas aftertreatment	
Cooling	
Number of cylinders	
Performance ISO 3046	kW
Performance SAE J 1995	hp
Speed	min-1
Fuel	
Electric equipment	V
Drive system	
Drum driven	

Drums and Tyres

Number of pad feet	
Area of one pad foot	cm ²
Height of pad feet	mm
Tyre size	

Brakes

Service brake	
Parking brake	

Steering

Steering system	
Steering method	
Steering / oscillating angle +/-	grad

Exciter system

Drive system	
Frequency	Hz
Amplitude	mm
Centrifugal force	kN
Centrifugal force	t

Capacities

Fuel	l
------------	---

BOMAG BW 219 D-5

22.000
19.400
12.800
6.600
60,1

2.130
4.120

0- 4,0
0- 5,0
0- 6,0
0- 10,0
50/48

Deutz
TCD 6.1 L6
Stage V / TIER4f
DOC+DPF+SCR
Liquid
6
150,0
202,0
2.300
Diesel
12
hydrost.
standard

23.1-26 12PR

hydrost.
hydromec.

oscil.artic.
hydrost.
35/12

hydrost.
26/31
2,10/1,20
328/266
33,5/27,1

280,0

BOMAG BW 219 PD-5

21.000
20.000
13.200
6.800

2.130
4.120

0- 4,0
0- 5,0
0- 6,0
0- 10,0
52/50

Deutz
TCD 6.1 L6
Stage V / TIER4f
DOC+DPF+SCR
Liquid
6
150,0
202,0
2.300
Diesel
12
hydrost.
standard

150
137
100
23.1-26 12TL

hydrost.
hydromec.

oscil.artic.
hydrost.
35/12

hydrost.
26/31
1,90/1,00
328/245
33,5/25,0

280,0

SINGLE DRUM ROLLERS

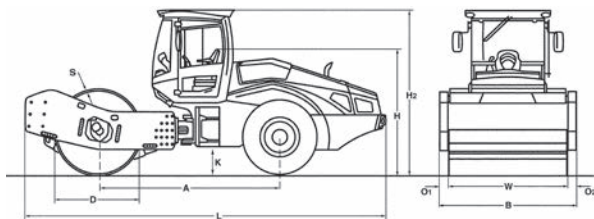
BW 219 DH-5, BW 219 PDH-5



Fields of application:

Heavy duty compaction work on thick fill materials. D-series models are suitable for the compaction of hydraulically bound materials, sand, gravel, crushed rock, semi-cohesive soil and rock. PD models are ideally suited for use on heavy cohesive soils with high water contents. H series models have high climbing capabilities and powerful torque-drives.

PRE 586 33 010



Dimensions in mm

	A	B	D	H	H2	K	L	O1	O2	S	W
BW 219 DH-5	3255	2300	1600	2300	3040	495	6500	85	85	40	2130
BW 219 PDH-5	3255	2300	1500	2300	3060	495	6500	85	85	35	2130



Standard Equipment

- BOMAG ECOMODE
- Double pump system for travel drive
- No-Spin differential lock
- Rear axle with twin spring accumulator brakes
- Hydrostatic travel and vibration drive
- Hydrostatic articulated steering
- Articulated joint lock
- Seat with arm rest and adj. for position and height
- Sliding window
- Battery disconnect switch
- Single lever control for travel and vibration
- Warning, information and operation displays with LCD
- Loading mode
- Emergency STOP
- Working lights front / rear
- Back-up alarm
- Noise insulation
- 2 Scrapers
- Warning horn
- Tractor tires (PDH)



Optional Equipment

- * ROPS/FOPS cabin with seat belts
 - Sliding window
- Rearview camera
- Air condition
- Radio (Bluetooth)
- Pre start cabin heating
- Comfort package: Adjustable seat and adjustable steering column
- Rotary beacon
- Indicator and hazard lights
- BOMAG ECOSTOP
- ECONOMIZER
- TERRAMETER
- BOMAG TELEMATIC POWER
- BCM 05 Documentation system
- Special painting
- Padfoot segment kit (DH)
- Environmentally compliant hydraulic oil
- Measuring- and machine data interface for third-party suppliers
- Reversing alarm buzzer with broad band audio
- LED Working lights (Cabin)
- Highly wear resistant drum (DH)
- Rock tyre

* Standard delivery with CE conformity (valid within European Union)

TECHNICAL DATA

Weights

Grossweight	kg
Operating weight CECE w. ROPS-cabin	kg
Axle load, drum CECE	kg
Axle load, wheels CECE	kg
Static linear load CECE	kg/cm

Dimensions

Working width	mm
Track radius, inner	mm

Driving Characteristics

Speed	km/h
Max. gradeability without/with vibr.	%

Drive

Engine manufacturer	
Type	
Emission stage	
Exhaust gas aftertreatment	
Cooling	
Number of cylinders	
Performance ISO 3046	kW
Performance SAE J 1995	hp
Speed	min-1
Fuel	
Electric equipment	V
Drive system	
Drum driven	

Drums and Tyres

Number of pad feet	
Area of one pad foot	cm ²
Height of pad feet	mm
Tyre size	

Brakes

Service brake	
Parking brake	

Steering

Steering system	
Steering method	
Steering / oscillating angle +/-	grad

Exciter system

Drive system	
Frequency	Hz
Amplitude	mm
Centrifugal force	kN
Centrifugal force	t

Capacities

Fuel	l
------------	---

BOMAG BW 219 DH-5

22.000
19.400
12.800
6.600
60,1

2.130
4.120

0- 10,0
60/57

Deutz
TCD 6.1 L6
Stage V / TIER4f
DOC+DPF+SCR
Liquid
6
150,0
202,0
2.300
Diesel
12
hydrost.
standard

23.1-26 12PR

hydrost.
hydromec.

oscil.artic.
hydrost.
35/12

hydrost.
26/31
2,10/1,20
328/266
33,5/27,1

280,0

BOMAG BW 219 PDH-5

21.000
20.000
13.200
6.800

2.130
4.120

0- 10,0
62/60

Deutz
TCD 6.1 L6
Stage V / TIER4f
DOC+DPF+SCR
Liquid
6
150,0
202,0
2.300
Diesel
12
hydrost.
standard

150
137
100
23.1-26 12TL

hydrost.
hydromec.

oscil.artic.
hydrost.
35/12

hydrost.
26/31
1,90/1,00
328/245
33,5/25,0

280,0

SINGLE DRUM ROLLERS

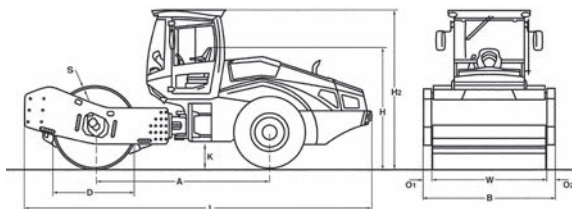
BW 226 DH-5, BW 226 PDH-5



Fields of application:

Heavy duty compaction work on thick fill materials. D-series models are suitable for the compaction of hydraulically bound materials, sand, gravel, crushed rock, semi-cohesive soil and rock. PD models are ideally suited for use on heavy cohesive soils with high water contents. H series models have high climbing capabilities and powerful torque-drives.

PRE 586 40 010



Dimensions in mm

	A	B	D	H	H2	K	L	O1	O2	S	W
BW 226 DH-5	3360	2500	1600	2350	3080	430	6740	185	185	40	2130
BW 226 PDH-5	3360	2500	1500	2340	3080	430	6740	185	185	35	2130



Standard Equipment

- BOMAG ECOMODE
- Double pump system for travel drive
- No-Spin differential lock
- Rear axle with twin spring accumulator brakes
- Hydrostatic travel and vibration drive
- Hydrostatic articulated steering
- Articulated joint lock
- Seat with arm rest and adj. for position and height
- Sliding window
- Battery disconnect switch
- Single lever control for travel and vibration
- Warning, information and operation displays with LCD
- Loading mode
- Emergency STOP
- Working lights front / rear
- Back-up alarm
- Noise insulation
- 2 Scrapers
- Warning horn
- Tractor tires (PDH)



Optional Equipment

- * ROPS/FOPS cabin with seat belts
 - Sliding window
- Rearview camera
- Air condition
- Radio (Bluetooth)
- Pre start cabin heating
- Comfort package: Adjustable seat and adjustable steering column
- Rotary beacon
- Indicator and hazard lights
- BOMAG ECOSTOP
- ECONOMIZER
- TERRAMETER
- BOMAG TELEMATIC POWER
- BCM 05 Documentation system
- Special painting
- Padfoot segment kit (DH)
- Environmentally compliant hydraulic oil
- Measuring- and machine data interface for third-party suppliers
- Reversing alarm buzzer with broad band audio
- LED Working lights (Cabin)
- Highly wear resistant drum (DH)
- Rock tyre

* Standard delivery with CE conformity (valid within European Union)

TECHNICAL DATA

Weights

Grossweight	kg
Operating weight CECE w. ROPS-cabin	kg
Axle load, drum CECE	kg
Axle load, wheels CECE	kg
Static linear load CECE	kg/cm

Dimensions

Working width	mm
Track radius, inner	mm

Driving Characteristics

Speed	km/h
Max. gradeability without/with vibr.	%

Drive

Engine manufacturer	
Type	
Emission stage	
Exhaust gas aftertreatment	
Cooling	
Number of cylinders	
Performance ISO 3046	kW
Performance SAE J 1995	hp
Speed	min-1
Fuel	
Electric equipment	V
Drive system	
Drum driven	

Drums and Tyres

Number of pad feet	
Area of one pad foot	cm ²
Height of pad feet	mm
Tyre size	

Brakes

Service brake	
Parking brake	

Steering

Steering system	
Steering method	
Steering / oscillating angle +/-	grad

Exciter system

Drive system	
Frequency	Hz
Amplitude	mm
Centrifugal force	kN
Centrifugal force	t

Capacities

Fuel	l
------------	---

BOMAG BW 226 DH-5

26.710
25.000
17.070
7.930
80,1

2.130
4.260

0- 10,0
50/47

Deutz
TCD 6.1 L6
Stage V / TIER4f
DOC+DPF+SCR
Liquid
6
150,0
202,0
2.300
Diesel
12
hydrost.
standard

23.5-25 16PR

hydrost.
hydromec.

oscil.artic.
hydrost.
35/12

hydrost.
26/26
2,10/1,20
328/187
33,5/19,1

280,0

BOMAG BW 226 PDH-5

27.500
25.740
17.800
7.940

2.130
4.260

0- 9,0
52/49

Deutz
TCD 6.1 L6
Stage V / TIER4f
DOC+DPF+SCR
Liquid
6
150,0
201,0
2.300
Diesel
12
hydrost.
standard

150
137
100
750/65 R26

hydrost.
hydromec.

oscil.artic.
hydrost.
35/12

hydrost.
26/26
1,70/0,90
328/175
33,5/17,9

280,0

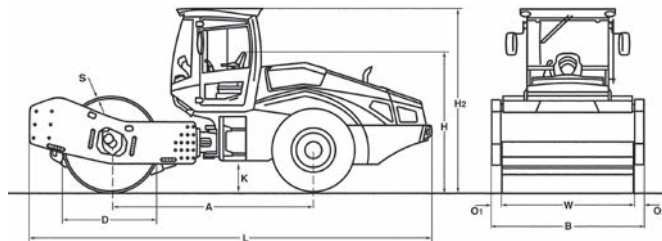
SINGLE DRUM ROLLER BW 219 BVC-5



Fields of application:

BOMAG VARIOCONTROL single drum rollers can be used on a wide range of earthworks and highway construction applications. Compared to conventional single drum rollers, these models provide higher compaction performance, transmit maximum energy on every application, and give optimum results every time on each site. Instant and infinite adjustment of amplitude and compaction energy reduces the tendency for loosening at the surface on gravel, sand and anti-frost layers.

PRE 586 39 010



Dimensions in mm

	A	B	D	H	H2	K	L	O1	O2	S	W
BW 219 BVC-5	3255	2300	1600	2300	3040	495	6500	85	85	40	2130



Standard Equipment

- BOMAG ECOMODE
- BOMAG VARIOCONTROL
- TERRAMETER
- Oscillation mode
- Warning, information and operation displays with LCD
- Noise insulation
- Hydrostatic travel and vibration drive
- Hydrostatic articulated steering
- Articulated joint lock
- Rear axle with twin spring accumulator brakes
- No-Spin differential lock
- Warning horn
- Single lever control for travel and vibration
- Seat with arm rest and adj. for position and height
- 2 Scrapers
- Emergency STOP
- Back-up alarm
- Working lights front / rear
- Double pump system for travel drive
- Loading mode
- Sliding window
- Battery disconnect switch
- BOMAG TELEMATIC POWER



Optional Equipment

- * ROPS/FOPS cabin with seat belts
 - Sliding window
- Air condition
- Rearview camera
- BOMAG ECOSTOP
- Padfoot segment kit
- Radio (Bluetooth)
- Indicator and hazard lights
- BCM 05 Documentation system
- Special painting
- Rotary beacon
- Pre start cabin heating
- Environmentally compliant hydraulic oil
- Comfort package: Adjustable seat and adjustable steering column
- Measuring- and machine data interface for third-party suppliers
- Reversing alarm buzzer with broad band audio
- LED Working lights (Cabin)
- Highly wear resistant drum
- Rock tyre

* Standard delivery with CE conformity (valid within European Union)

TECHNICAL DATA

Weights

Grossweight	kg	23.000
Operating weight CECE w. ROPS-cabin	kg	20.300
Axle load, drum CECE	kg	13.500
Axle load, wheels CECE	kg	6.800
Static linear load CECE	kg/cm	63,4

Dimensions

Working width	mm	2.130
Track radius, inner	mm	4.120

Driving Characteristics

Speed	km/h	0- 10,0
Max. gradeability without/with vibr.	%	59/56

Drive

Engine manufacturer	Deutz	
Type	TCD 6.1 L6	
Emission stage	Stage V / TIER4f	
Exhaust gas aftertreatment	DOC+DPF+SCR	
Cooling	Liquid	
Number of cylinders	6	
Performance ISO 3046	kW	150,0
Performance SAE J 1995	hp	202,0
Speed	min-1	2.300
Fuel	Diesel	
Electric equipment	V	12
Drive system	hydrost.	
Drum driven	standard	

Drums and Tyres

Tyre size	23,1-26 12PR
-----------------	--------------

Brakes

Service brake	hydrost.
Parking brake	hydromec.

Steering

Steering system	oscil.artic.	
Steering method	hydrost.	
Steering / oscillating angle +/-	grad	35/12

Exciter system

Drive system	hydrost.	
Frequency	Hz	26
Amplitude (1)	mm	0 - 2,70
Centrifugal force	kN	500
Centrifugal force	t	51,0

Capacities

Fuel	l	280,0
------------	---	-------

BOMAG BW 219 BVC-5

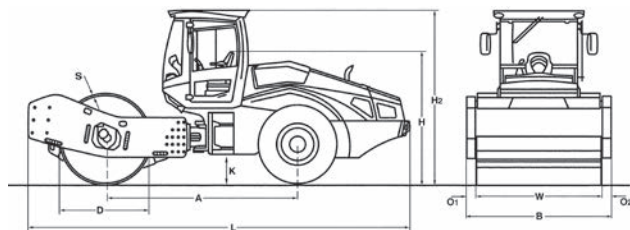
SINGLE DRUM ROLLER BW 226 BVC-5



Fields of application:

BOMAG VARIOCONTROL single drum rollers can be used on a wide range of earthworks and highway construction applications. Compared to conventional single drum rollers, these models provide higher compaction performance, transmit maximum energy on every application, and give optimum results every time on each site. Instant and infinite adjustment of amplitude and compaction energy reduces the tendency for loosening at the surface on gravel, sand and anti-frost layers.

PRE 586 43 010



Dimensions in mm

	A	B	D	H	H2	K	L	O1	O2	S	W
BW 226 BVC-5	3360	2500	1600	2340	3080	430	6740	185	185	40	2130



Standard Equipment

- BOMAG ECOMODE
- BOMAG VARIOCONTROL
- TERRAMETER
- Oscillation mode
- Warning, information and operation displays with LCD
- Noise insulation
- Hydrostatic travel and vibration drive
- Hydrostatic articulated steering
- Articulated joint lock
- Rear axle with twin spring accumulator brakes
- No-Spin differential lock
- Warning horn
- Single lever control for travel and vibration
- Seat with arm rest and adj. for position and height
- 2 Scrapers
- Emergency STOP
- Back-up alarm
- Working lights front / rear
- Double pump system for travel drive
- Loading mode
- Battery disconnect switch
- BOMAG TELEMATIC POWER



Optional Equipment

- * ROPS/FOPS cabin with seat belts
 - Sliding window
- Air condition
- Rearview camera
- BOMAG ECOSTOP
- Padfoot segment kit
- Radio (Bluetooth)
- Indicator and hazard lights
- BCM 05 Documentation system
- Special painting
- Rotary beacon
- Pre start cabin heating
- Environmentally compliant hydraulic oil
- Comfort package: Adjustable seat and adjustable steering column
- Measuring- and machine data interface for third-party suppliers
- Reversing alarm buzzer with broad band audio
- LED Working lights (Cabin)
- Highly wear resistant drum
- Rock tyre

* Standard delivery with CE conformity
(valid within European Union)

TECHNICAL DATA

Weights

Grossweight	kg	27.580
Operating weight CECE w. ROPS-cabin	kg	25.880
Axle load, drum CECE	kg	17.930
Axle load, wheels CECE	kg	7.950
Static linear load CECE	kg/cm	84,2

Dimensions

Working width	mm	2.130
Track radius, inner	mm	4.260

Driving Characteristics

Speed	km/h	0- 9,0
Max. gradeability without/with vibr.	%	50/47

Drive

Engine manufacturer	Deutz	
Type	TCD 6.1 L6	
Emission stage	Stage V / TIER4f	
Exhaust gas aftertreatment	DOC+DPF+SCR	
Cooling	Liquid	
Number of cylinders	6	
Performance ISO 3046	kW	150,0
Performance SAE J 1995	hp	202,0
Speed	min-1	2.300
Fuel	Diesel	
Electric equipment	V	12
Drive system	hydrost.	
Drum driven	standard	

Drums and Tyres

Tyre size	23.5-25 16PR
-----------------	--------------

Brakes

Service brake	hydrost.
Parking brake	hydromec.

Steering

Steering system	oscil.artic.	
Steering method	hydrost.	
Steering / oscillating angle +/-	grad	35/12

Exciter system

Frequency	Hz	26
Amplitude (1)	mm	0 - 2,70
Centrifugal force	kN	500
Centrifugal force	t	51,0

Vario system

Drive system	hydrost.
--------------------	----------

Capacities

Fuel	l	280,0
------------	---	-------

BOMAG BW 226 BVC-5

SINGLE DRUM ROLLER BW 226 DI-5

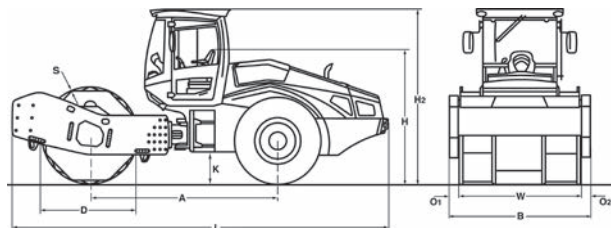


Fields of application:

Polygon drum

For in-depth compaction of mixed particle and cohesive soils, distributed in thick layers.

PRE 586 45 010



Dimensions in mm

	A	B	D	H	H2	K	L	O1	O2	S	W
BW 226 DI-5	3360	2500	1750	2340	3080	430	6750	185	185	35	2130



Standard Equipment

- BOMAG ECOMODE
- BOMAG VARIOCONTROL
- TERRAMETER
- Warning, information and operation displays with LCD
- Noise insulation
- Hydrostatic travel and vibration drive
- Hydrostatic articulated steering
- Articulated joint lock
- Rear axle with twin spring accumulator brakes
- No-Spin differential lock
- Warning horn
- Single lever control for travel and vibration
- Seat with arm rest and adj. for position and height
- Emergency STOP
- Back-up alarm
- Working lights front / rear
- Double pump system for travel drive
- Loading mode
- Battery disconnect switch
- BOMAG TELEMATIC POWER



Optional Equipment

- * ROPS/FOPS cabin with seat belts
 - Sliding window
- Air condition
- Rearview camera
- BOMAG ECOSTOP
- Padfoot segment kit
- Radio (Bluetooth)
- Indicator and hazard lights
- BCM 05 Documentation system
- Special painting
- Rotary beacon
- Pre start cabin heating
- Environmentally compliant hydraulic oil
- Comfort package: Adjustable seat and adjustable steering column
- Measuring- and machine data interface for third-party suppliers
- Reversing alarm buzzer with broad band audio
- LED Working lights (Cabin)

* Standard delivery with CE conformity (valid within European Union)

TECHNICAL DATA

Weights

Grossweight	kg
Operating weight CECE w. ROPS-cabin	kg
Axle load, drum CECE	kg
Axle load, wheels CECE	kg

Dimensions

Working width	mm
Track radius, inner	mm

Driving Characteristics

Speed	km/h
Max. gradeability without/with vibr.	%

Drive

Engine manufacturer	
Type	
Emission stage	
Exhaust gas aftertreatment	
Cooling	
Number of cylinders	
Performance ISO 3046	kW
Performance SAE J 1995	hp
Speed	min-1
Fuel	
Electric equipment	V
Drive system	
Drum driven	

Drums and Tyres

Tyre size	
-----------------	--

Brakes

Service brake	
Parking brake	

Steering

Steering system	
Steering method	
Steering / oscillating angle +/-	grad

Exciter system

Frequency	Hz
Amplitude (1)	mm
Centrifugal force	kN
Centrifugal force	t

Vario system

Drive system	
--------------------	--

Capacities

Fuel	l
------------	---

BOMAG BW 226 DI-5

26.930
25.250
17.950
7.300

2.130
4.260

0- 9,0
50/47

Deutz
TCD 6.1 L6
Stage V / TIER4f
DOC+DPF+SCR
Liquid
6
150,0
202,0
2.300
Diesel
12
hydrost.
standard

750/65 R26

hydrost.
hydromec.

oscil.artic.
hydrost.
35/12

26
0 - 2,50
500
51,0

hydrost.

280,0

SINGLE DRUM ROLLER

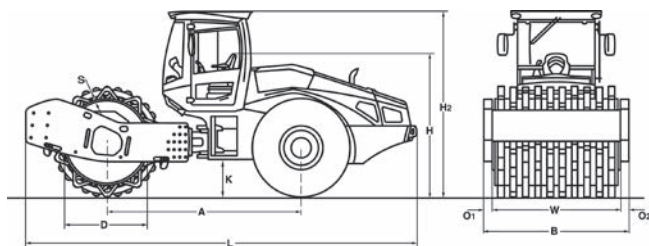
BW 226 RC-5



Fields of application:

Rock crushing drum
For crushing and compacting soft to medium hard consolidated rocks.

PRE 586 46 010



Dimensions in mm

	A	B	D	H	H2	K	L	O1	O2	S	W
BW 226 RC-5	3320	2500	1480	2450	3200	530	6750	185	185	25	2130



Standard Equipment

- BOMAG ECOMODE
- BOMAG VARIOCONTROL
- TERRAMETER
- Warning, information and operation displays with LCD
- Noise insulation
- Hydrostatic travel and vibration drive
- Hydrostatic articulated steering
- Articulated joint lock
- Rear axle with twin spring accumulator brakes
- No-Spin differential lock
- Warning horn
- Single lever control for travel and vibration
- Seat with arm rest and adj. for position and height
- 2 Scrapers
- Emergency STOP
- Back-up alarm
- Working lights front / rear
- Double pump system for travel drive
- Rock tyre
- Loading mode
- Battery disconnect switch
- BOMAG TELEMATIC POWER



Optional Equipment

- * ROPS/FOPS cabin with seat belts
 - Sliding window
- Air condition
- Rearview camera
- BOMAG ECOSTOP
- Padfoot segment kit
- Radio (Bluetooth)
- Indicator and hazard lights
- BCM 05 Documentation system
- Special painting
- Rotary beacon
- Pre start cabin heating
- Environmentally compliant hydraulic oil
- Comfort package: Adjustable seat and adjustable steering column
- Measuring- and machine data interface for third-party suppliers
- Reversing alarm buzzer with broad band audio
- LED Working lights (Cabin)

* Standard delivery with CE conformity (valid within European Union)

TECHNICAL DATA

Weights

Grossweight	kg
Operating weight CECE w. ROPS-cabin	kg
Axle load, drum CECE	kg
Axle load, wheels CECE	kg

Dimensions

Working width	mm
Track radius, inner	mm

Driving Characteristics

Speed	km/h
Max. gradeability without/with vibr.	%

Drive

Engine manufacturer	
Type	
Emission stage	
Exhaust gas aftertreatment	
Cooling	
Number of cylinders	
Performance ISO 3046	kW
Performance SAE J 1995	hp
Speed	min-1
Fuel	
Electric equipment	V
Drive system	
Drum driven	

Drums and Tyres

Tyre size	
-----------------	--

Brakes

Service brake	
Parking brake	

Steering

Steering system	
Steering method	
Steering / oscillating angle +/-	grad

Exciter system

Frequency	Hz
Amplitude (1)	mm
Centrifugal force	kN
Centrifugal force	t

Vario system

Drive system	
--------------------	--

Capacities

Fuel	l
------------	---

BOMAG BW 226 RC-5

27.910
26.300
19.000
7.300

2.130
4.180

0- 9,0
42/37

Deutz
TCD 6.1 L6
Stage V / TIER4f
DOC+DPF+SCR
Liquid
6
150,0
202,0
2.300
Diesel
12
hydrost.
standard

26.5-25 28PR

hydrost.
hydromec.

oscil.artic.
hydrost.
35/12

26
0 - 2,30
500
51,0

hydrost.

280,0

SINGLE DRUM ROLLERS

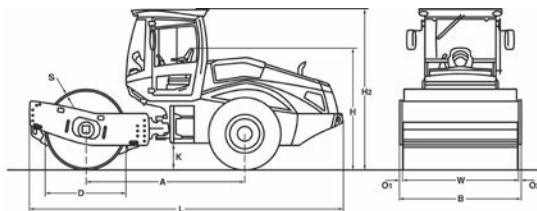
BW 211 D-5, BW 211 PD-5 - Tier 4



Fields of application:

Heavy duty compaction work on thick fill materials. D-series models are suited to the compaction of hydraulically bound material, sand, gravel, crushed rock, semi-cohesive soil and rockfill. PD models are well suited to heavy cohesive soils with high water contents.

PRE 586 08 010



Dimensions in mm

	A	B	D	H	H2	K	L	O1	O2	S	W
BW 211 D-5	2975	2270	1500	2260	2990	490	5870	70	70	25	2130
BW 211 PD-5	2975	2270	1480	2260	2990	490	5870	70	70	25	2130



Standard Equipment

- BOMAG ECOMODE
- No-Spin differential lock
- Rear axle with twin spring accumulator brakes
- Hydrostatic travel and vibration drive
- Hydrostatic articulated steering
- Articulated joint lock
- Seat with arm rest and adj. for position and height
- Sliding window
- Battery disconnect switch
- Single lever control for travel and vibration
- Warning, information and operation displays with LCD
- Loading mode
- Emergency STOP
- Working lights front / rear
- Back-up alarm
- Noise insulation
- 2 Scrapers
- Warning horn



Optional Equipment

- * ROPS/FOPS cabin with seat belts
 - Sliding window
- ROPS/FOPS with safety belt
- Rearview camera
- Air condition
- Radio (Bluetooth)
- Pre start cabin heating
- Comfort package: Adjustable seat and adjustable steering column
- Rotary beacon
- Indicator and hazard lights
- BOMAG ECOSTOP
- ECONOMIZER
- TERRAMETER
- BOMAG TELEMATIC POWER
- BCM 05 Documentation system
- Special painting
- Padfoot segment kit (D)
- Environmentally compliant hydraulic oil
- Measuring- and machine data interface for third-party suppliers
- LED Working lights (Cabin)
- Reversing alarm buzzer with broad band audio

* Standard delivery with CE conformity (valid within European Union)

TECHNICAL DATA

Weights

Grossweight	kg
Operating weight CECE w. ROPS-cabin	kg
Axle load, drum CECE	kg
Axle load, wheels CECE	kg
Static linear load CECE	kg/cm

Dimensions

Working width	mm
Track radius, inner	mm

Driving Characteristics

Speed (1)	km/h
Speed (2)	km/h
Speed (3)	km/h
Speed (4)	km/h
Max. gradeability without/with vibr.	%

Drive

Engine manufacturer	
Type	
Emission stage	
Exhaust gas aftertreatment	
Cooling	
Number of cylinders	
Performance ISO 3046	kW
Performance SAE J 1995	hp
Speed	min-1
Fuel	
Electric equipment	V
Drive system	
Drum driven	

Drums and Tyres

Number of pad feet	
Area of one pad foot	cm ²
Height of pad feet	mm
Tyre size	

Brakes

Service brake	
Parking brake	

Steering

Steering system	
Steering method	
Steering / oscillating angle +/-	grad

Exciter system

Drive system	
Frequency	Hz
Amplitude	mm
Centrifugal force	kN
Centrifugal force	t

Capacities

Fuel	l
------------	---

BOMAG BW 211 D-5

12.890
10.600
5.670
4.930
26,6

2.130
3.680

0- 5,0
0- 6,0
0- 8,0
0- 11,0
51/48

Deutz
TCD 3.6 L4
Stage IV / TIER4f
DOC+SCR
Liquid
4
95,0
128,0
2.000
Diesel
12
hydrost.
standard

23.1-26 12PR

hydrost.
hydromec.

oscil.artic.
hydrost.
35/12

hydrost.
30/34
1,95/1,00
240/158
24,5/16,1

220,0

BOMAG BW 211 PD-5

12.750
12.100
7.170
4.930

2.130
3.680

0- 5,0
0- 6,0
0- 8,0
0- 11,0
54/51

Deutz
TCD 3.6 L4
Stage IV / TIER4f
DOC+SCR
Liquid
4
95,0
128,0
2.000
Diesel
12
hydrost.
standard

150
137
100
23.1-26 12PR

hydrost.
hydromec.

oscil.artic.
hydrost.
35/12

hydrost.
30/34
1,70/0,90
285/194
29,1/19,8

220,0

SINGLE DRUM ROLLERS

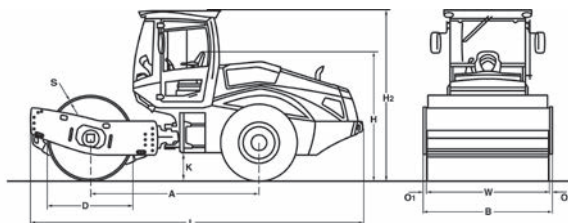
BW 211 DH-5, BW 211 PDH-5 - Tier 4



Fields of application:

For medium to heavy duty compaction work. D-series models are suited to the compaction of hydraulically bound material, sand, gravel, crushed rock, semi-cohesive soil and rockfill. PD models are well suited to heavy cohesive soils with high water contents. H series models have high climbing capabilities and powerful torque-drives.

PRE 586 09 010



Dimensions in mm

	A	B	D	H	H2	K	L	O1	O2	S	W
BW 211 DH-5	2975	2270	1500	2260	2990	490	5870	70	70	25	2130
BW 211 PDH-5	2975	2270	1480	2260	2990	490	5870	70	70	25	2130



Standard Equipment

- BOMAG ECOMODE
- Double pump system for travel drive
- No-Spin differential lock
- Rear axle with twin spring accumulator brakes
- Hydrostatic travel and vibration drive
- Hydrostatic articulated steering
- Articulated joint lock
- Seat with arm rest and adj. for position and height
- Sliding window
- Battery disconnect switch
- Single lever control for travel and vibration
- Warning, information and operation displays with LCD
- Loading mode
- Emergency STOP
- Working lights front / rear
- Back-up alarm
- Noise insulation
- 2 Scrapers
- Warning horn
- Tractor tires (PDH)



Optional Equipment

- * ROPS/FOPS cabin with seat belts - Sliding window
- ROPS/FOPS with safety belt
- Rearview camera
- Air condition
- Radio (Bluetooth)
- Pre start cabin heating
- Comfort package: Adjustable seat and adjustable steering column
- Rotary beacon
- Indicator and hazard lights
- BOMAG ECOSTOP
- ECONOMIZER
- TERRAMETER
- BOMAG TELEMATIC POWER
- BCM 05 Documentation system
- Special painting
- Padfoot segment kit (DH)
- Environmentally compliant hydraulic oil
- Measuring- and machine data interface for third-party suppliers
- Blade
- LED Working lights (Cabin)
- Reversing alarm buzzer with broad band audio

* Standard delivery with CE conformity (valid within European Union)

TECHNICAL DATA

Weights

Grossweight	kg
Operating weight CECE w. ROPS-cabin	kg
Axle load, drum CECE	kg
Axle load, wheels CECE	kg
Static linear load CECE	kg/cm

Dimensions

Working width	mm
Track radius, inner	mm

Driving Characteristics

Speed	km/h
Max. gradeability without/with vibr.	%

Drive

Engine manufacturer	
Type	
Emission stage	
Exhaust gas aftertreatment	
Cooling	
Number of cylinders	
Performance ISO 3046	kW
Performance SAE J 1995	hp
Speed	min-1
Fuel	
Electric equipment	V
Drive system	
Drum driven	

Drums and Tyres

Number of pad feet	
Area of one pad foot	cm ²
Height of pad feet	mm
Tyre size	

Brakes

Service brake	
Parking brake	

Steering

Steering system	
Steering method	
Steering / oscillating angle +/-	grad

Exciter system

Drive system	
Frequency	Hz
Amplitude	mm
Centrifugal force	kN
Centrifugal force	t

Capacities

Fuel	l
------------	---

BOMAG BW 211 DH-5

13.870
10.890
5.880
5.010
27,6

2.130
3.680

0- 12,0
60/58

Deutz
TCD 3.6 L4
Stage IV / TIER4f
DOC+SCR
Liquid
4
95,0
128,0
2.000
Diesel
12
hydrost.
standard

23.1-26 12PR

hydrost.
hydromec.

oscil.artic.
hydrost.
35/12

hydrost.
30/34
1,90/1,00
240/162
24,5/16,5

220,0

BOMAG BW 211 PDH-5

13.900
12.560
7.420
5.140

2.130
3.680

0- 12,0
62/60

Deutz
TCD 3.6 L4
Stage IV / TIER4f
DOC+SCR
Liquid
4
95,0
128,0
2.000
Diesel
12
hydrost.
standard

150
137
100
23.1-26 12PR

hydrost.
hydromec.

oscil.artic.
hydrost.
35/12

hydrost.
30/34
1,70/0,90
285/194
29,1/19,8

220,0

SINGLE DRUM ROLLERS

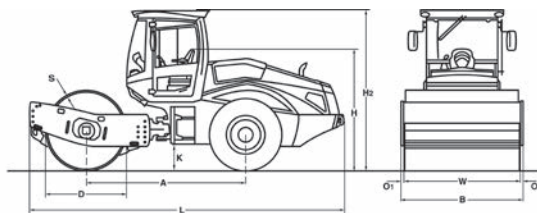
BW 212 D-5, BW 212 DH-5, BW 212 PD-5 - Tier 4



Fields of application:

For medium to heavy duty compaction work. D-series models are suited to the compaction of hydraulically bound material, sand, gravel, crushed rock, semi-cohesive soil and rockfill. PD models are well suited to heavy cohesive soils with high water contents. H series models have high climbing capabilities and powerful torque-drives.

PRE 586 12 010



Dimensions in mm

	A	B	D	H	H2	K	L	O1	O2	S	W
BW 212 D-5	2975	2270	1500	2260	2990	490	5870	70	70	25	2130
BW 212 DH-5	2975	2270	1500	2260	2990	490	5870	70	70	25	2130
BW 212 PD-5	2975	2270	1480	2260	2990	490	5870	70	70	25	2130



Standard Equipment

- BOMAG ECOMODE
- Warning, information and operation displays with LCD
- Noise insulation
- Hydrostatic travel and vibration drive
- Hydrostatic articulated steering
- Articulated joint lock
- Rear axle with twin spring accumulator brakes
- No-Spin differential lock
- Warning horn
- Single lever control for travel and vibration
- Seat with arm rest and adj. for position and height
- 2 Scrapers
- Emergency STOP
- Back-up alarm
- Working lights front / rear
- Double pump system for travel drive (DH/PDH)
- Tractor tires (PD)
- Loading mode
- Sliding window
- Battery disconnect switch



Optional Equipment

- * ROPS/FOPS cabin with seat belts
 - Sliding window
- ROPS/FOPS with safety belt
- Air condition
- Rearview camera
- ECONOMIZER
- TERRAMETER
- BOMAG ECOSTOP
- BOMAG TELEMATIC POWER
- Padfoot segment kit (D/DH)
- Radio (Bluetooth)
- Indicator and hazard lights
- BCM 05 Documentation system
- Special painting
- Rotary beacon
- Pre start cabin heating
- Environmentally compliant hydraulic oil
- Comfort package: Adjustable seat and adjustable steering column
- Measuring- and machine data interface for third-party suppliers
- LED Working lights (Cabin)
- Reversing alarm buzzer with broad band audio

* Standard delivery with CE conformity (valid within European Union)

TECHNICAL DATA

		BOMAG BW 212 D-5	BOMAG BW 212 DH-5	BOMAG BW 212 PD-5
Weights				
Grossweight	kg	13.700	14.600	13.590
Operating weight CECE w. ROPS-cabin	kg	11.450	11.730	12.940
Axle load, drum CECE	kg	6.510	6.720	8.020
Axle load, wheels CECE	kg	4.940	5.010	4.930
Static linear load CECE	kg/cm	30,6	31,5	
Dimensions				
Working width	mm	2.130	2.130	2.130
Track radius, inner	mm	3.680	3.680	3.680
Driving Characteristics				
Speed (1)	km/h	0- 5,0		0- 5,0
Speed (2)	km/h	0- 6,0		0- 6,0
Speed (3)	km/h	0- 8,0		0- 8,0
Speed (4)	km/h	0- 11,0		0- 11,0
Speed	km/h		0- 12,0	
Max. gradeability without/with vibr. ...	%	47/45	59/57	54/51
Drive				
Engine manufacturer		Deutz	Deutz	Deutz
Type		TCD 3.6 L4	TCD 3.6 L4	TCD 3.6 L4
Emission stage		Stage IV / TIER4f	Stage IV / TIER4f	Stage IV / TIER4f
Exhaust gas aftertreatment		DOC+SCR	DOC+SCR	DOC+SCR
Cooling		Liquid	Liquid	Liquid
Number of cylinders		4	4	4
Performance ISO 3046	kW	95,0	95,0	95,0
Performance SAE J 1995	hp	128,0	128,0	128,0
Speed	min-1	2.000	2.000	2.000
Fuel		Diesel	Diesel	Diesel
Electric equipment	V	12	12	12
Drive system		hydrost.	hydrost.	hydrost.
Drum driven		standard	standard	standard
Drums and Tyres				
Number of pad feet				150
Area of one pad foot	cm ²			137
Height of pad feet	mm			100
Tyre size		23.1-26 12PR	23.1-26 12PR	23.1-26 12PR
Brakes				
Service brake		hydrost.	hydrost.	hydrost.
Parking brake		hydromec.	hydromec.	hydromec.
Steering				
Steering system		oscil.artic.	oscil.artic.	oscil.artic.
Steering method		hydrost.	hydrost.	hydrost.
Steering / oscillating angle +/-	grad	35/12	35/12	35/12
Exciter system				
Drive system		hydrost.	hydrost.	hydrost.
Frequency	Hz	30/34	30/34	30/34
Amplitude	mm	1,95/1,00	1,95/1,00	1,70/0,90
Centrifugal force	kN	240/158	240/158	285/194
Centrifugal force	t	24,5/16,1	24,5/16,1	29,1/19,8
Capacities				
Fuel	l	220,0	220,0	220,0

SINGLE DRUM ROLLERS

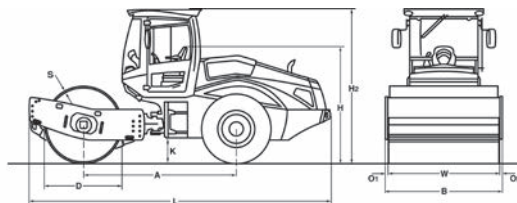
BW 213 D-5, BW 213 DH-5, BW 213 PDH-5 - Tier 4



Fields of application:

Heavy duty compaction work on thick fill materials. D-series models are suitable for the compaction of hydraulically bound materials, sand, gravel, crushed rock, semi-cohesive soil and rock. PD models are ideally suited for use on heavy cohesive soils with high water contents. H series models have high climbing capabilities and powerful torque-drives.

PRE 586 15 010



Dimensions in mm

	A	B	D	H	H2	K	L	O1	O2	S	W
BW 213 D-5	2975	2270	1500	2250	2990	490	5870	70	70	30	2130
BW 213 DH-5	2975	2270	1500	2250	2990	490	5870	70	70	30	2130
BW 213 PDH-5	2975	2270	1480	2250	2990	490	5870	70	70	25	2130



Standard Equipment

- BOMAG ECOMODE
- Warning, information and operation displays with LCD
- Noise insulation
- Hydrostatic travel and vibration drive
- Hydrostatic articulated steering
- Articulated joint lock
- Rear axle with twin spring accumulator brakes
- No-Spin differential lock
- Warning horn
- Single lever control for travel and vibration
- Seat with arm rest and adj. for position and height
- 2 Scrapers
- Emergency STOP
- Back-up alarm
- Working lights front / rear
- Double pump system for travel drive (DH/PDH)
- Tractor tires (PD)
- Loading mode
- Sliding window
- Battery disconnect switch



Optional Equipment

- * ROPS/FOPS cabin with seat belts - Sliding window
- ROPS/FOPS with safety belt
- Air condition
- Rearview camera
- ECONOMIZER
- TERRAMETER
- BOMAG ECOSTOP
- BOMAG TELEMATIC POWER
- Padfoot segment kit (D/DH)
- Radio (Bluetooth)
- Indicator and hazard lights
- BCM 05 Documentation system
- Special painting
- Rotary beacon
- Pre start cabin heating
- Environmentally compliant hydraulic oil
- Comfort package: Adjustable seat and adjustable steering column
- Measuring- and machine data interface for third-party suppliers
- Blade (DH/PDH)
- LED Working lights (Cabin)
- Reversing alarm buzzer with broad band audio

* Standard delivery with CE conformity (valid within European Union)

TECHNICAL DATA

		BOMAG BW 213 D-5	BOMAG BW 213 DH-5	BOMAG BW 213 PDH-5
Weights				
Grossweight	kg	14.800	15.800	14.870
Operating weight CECE w. ROPS-cabin	kg	12.600	12.720	13.830
Axle load, drum CECE	kg	7.550	7.560	8.670
Axle load, wheels CECE	kg	5.050	5.160	5.160
Static linear load CECE	kg/cm	35,4	35,5	
Dimensions				
Working width	mm	2.130	2.130	2.130
Track radius, inner	mm	3.680	3.680	3.680
Driving Characteristics				
Speed (1)	km/h	0- 5,0		
Speed (2)	km/h	0- 6,0		
Speed (3)	km/h	0- 8,0		
Speed (4)	km/h	0- 11,0		
Speed	km/h		0- 12,0	0- 12,0
Max. gradeability without/with vibr. ...	%	45/43	60/57	62/60
Drive				
Engine manufacturer		Deutz	Deutz	Deutz
Type		TCD 3.6 L4	TCD 4.1	TCD 4.1
Emission stage		Stage IV / TIER4f	Stage IV / TIER4f	Stage IV / TIER4f
Exhaust gas aftertreatment		DOC+SCR	DOC+DPF+SCR	DOC+DPF+SCR
Cooling		Liquid	Liquid	Liquid
Number of cylinders		4	4	4
Performance ISO 3046	kW	95,0	115,0	115,0
Performance SAE J 1995	hp	128,0	155,0	155,0
Speed	min-1	2.000	2.100	2.100
Fuel		Diesel	Diesel	Diesel
Electric equipment	V	12	12	12
Drive system		hydrost.	hydrost.	hydrost.
Drum driven		standard	standard	standard
Drums and Tyres				
Number of pad feet				150
Area of one pad foot	cm2			137
Height of pad feet	mm			100
Tyre size		23.1-26 12PR	23.1-26 12PR	23.1-26 12PR
Brakes				
Service brake		hydrost.	hydrost.	hydrost.
Parking brake		hydromec.	hydromec.	hydromec.
Steering				
Steering system		oscil.artic.	oscil.artic.	oscil.artic.
Steering method		hydrost.	hydrost.	hydrost.
Steering / oscillating angle +/-	grad	35/12	35/12	35/12
Exciter system				
Drive system		hydrost.	hydrost.	hydrost.
Frequency	Hz	30/34	30/34	30/34
Amplitude	mm	2,10/1,10	2,10/1,10	1,70/0,90
Centrifugal force	kN	285/196	285/196	285/194
Centrifugal force	t	29,1/20,0	29,1/20,0	29,1/19,8
Capacities				
Fuel	l	220,0	220,0	220,0

SINGLE DRUM ROLLER

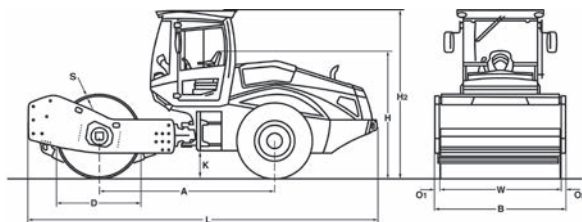
BW 214 D-5 - Tier 4



Fields of application:

Heavy duty compaction work on thick fill materials. D-series models are suitable for the compaction of hydraulically bound materials, sand, gravel, crushed rock, semi-cohesive soil and rock.

PRE 586 24 010



Dimensions in mm

	A	B	D	H	H2	K	L	O1	O2	S	W
BW 214 D-5	3115	2300	1500	2250	2990	490	6220	85	85	30	2130



Standard Equipment

- BOMAG ECOMODE
- No-Spin differential lock
- Rear axle with twin spring accumulator brakes
- Hydrostatic travel and vibration drive
- Hydrostatic articulated steering
- Articulated joint lock
- Seat with arm rest and adj. for position and height
- Sliding window
- Battery disconnect switch
- Single lever control for travel and vibration
- Warning, information and operation displays with LCD
- Loading mode
- Emergency STOP
- Working lights front / rear
- Back-up alarm
- Noise insulation
- 2 Scrapers
- Warning horn



Optional Equipment

- * ROPS/FOPS cabin with seat belts
 - Sliding window
- ROPS/FOPS with safety belt
- Rearview camera
- Air condition
- Radio (Bluetooth)
- Pre start cabin heating
- Comfort package: Adjustable seat and adjustable steering column
- Rotary beacon
- Indicator and hazard lights
- BOMAG ECOSTOP
- ECONOMIZER
- TERRAMETER
- BOMAG TELEMATIC POWER
- BCM 05 Documentation system
- Special painting
- Padfoot segment kit
- Environmentally compliant hydraulic oil
- Measuring- and machine data interface for third-party suppliers
- LED Working lights (Cabin)
- Reversing alarm buzzer with broad band audio

* Standard delivery with CE conformity (valid within European Union)

TECHNICAL DATA

Weights

Grossweight	kg	16.300
Operating weight CECE w. ROPS-cabin	kg	14.000
Axle load, drum CECE	kg	8.600
Axle load, wheels CECE	kg	5.400
Static linear load CECE	kg/cm	40,4

Dimensions

Working width	mm	2.130
Track radius, inner	mm	3.880

Driving Characteristics

Speed (1)	km/h	0- 5,0
Speed (2)	km/h	0- 6,0
Speed (3)	km/h	0- 8,0
Speed (4)	km/h	0- 11,0
Max. gradeability without/with vibr.	%	49/46

Drive

Engine manufacturer		Deutz
Type		TCD 3.6 L4
Emission stage		Stage IV / TIER4f
Exhaust gas aftertreatment		DOC+SCR
Cooling		Liquid
Number of cylinders		4
Performance ISO 3046	kW	95,0
Performance SAE J 1995	hp	128,0
Speed	min-1	2.000
Fuel		Diesel
Electric equipment	V	12
Drive system		hydrost.
Drum driven		standard

Drums and Tyres

Tyre size		23.1-26 12PR
-----------------	--	--------------

Brakes

Service brake		hydrost.
Parking brake		hydromec.

Steering

Steering system		oscil.artic.
Steering method		hydrost.
Steering / oscillating angle +/-	grad	35/12

Exciter system

Drive system		hydrost.
Frequency	Hz	30/36
Amplitude	mm	2,00/1,00
Centrifugal force	kN	285/183
Centrifugal force	t	29,1/18,7

Capacities

Fuel	l	220,0
------------	---	-------

BOMAG BW 214 D-5

SINGLE DRUM ROLLERS

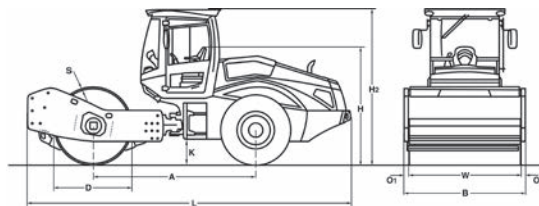
BW 216 D-5, BW 216 PD-5 - Tier 4



Fields of application:

Heavy duty compaction work on thick fill materials. D-series models are suitable for the compaction of hydraulically bound materials, sand, gravel, crushed rock, semi-cohesive soil and rock. PD models are ideally suited for use on heavy cohesive soils with high water contents.

PRE 586 25 010



Dimensions in mm

	A	B	D	H	H2	K	L	O1	O2	S	W
BW 216 D-5	3113	2300	1500	2250	2990	490	6220	85	85	30	2130
BW 216 PD-5	3113	2300	1480	2250	2990	490	6220	85	85	25	2130



Standard Equipment

- BOMAG ECOMODE
- No-Spin differential lock
- Rear axle with twin spring accumulator brakes
- Hydrostatic travel and vibration drive
- Hydrostatic articulated steering
- Articulated joint lock
- Seat with arm rest and adj. for position and height
- Sliding window
- Battery disconnect switch
- Single lever control for travel and vibration
- Warning, information and operation displays with LCD
- Loading mode
- Emergency STOP
- Working lights front / rear
- Back-up alarm
- Noise insulation
- 2 Scrapers
- Warning horn



Optional Equipment

- * ROPS/FOPS cabin with seat belts
 - Sliding window
- ROPS/FOPS with safety belt
- Rearview camera
- Air condition
- Radio (Bluetooth)
- Pre start cabin heating
- Comfort package: Adjustable seat and adjustable steering column
- Rotary beacon
- Indicator and hazard lights
- BOMAG ECOSTOP
- ECONOMIZER
- TERRAMETER
- BOMAG TELEMATIC POWER
- BCM 05 Documentation system
- Special painting
- Padfoot segment kit (D)
- Environmentally compliant hydraulic oil
- Measuring- and machine data interface for third-party suppliers
- Reversing alarm buzzer with broad band audio
- LED Working lights (Cabin)
- Reversing alarm buzzer with broad band audio

* Standard delivery with CE conformity (valid within European Union)

TECHNICAL DATA

Weights

Grossweight	kg
Operating weight CECE w. ROPS-cabin	kg
Axle load, drum CECE	kg
Axle load, wheels CECE	kg
Static linear load CECE	kg/cm

Dimensions

Working width	mm
Track radius, inner	mm

Driving Characteristics

Speed (1)	km/h
Speed (2)	km/h
Speed (3)	km/h
Speed (4)	km/h
Max. gradeability without/with vibr.	%

Drive

Engine manufacturer	
Type	
Emission stage	
Exhaust gas aftertreatment	
Cooling	
Number of cylinders	
Performance ISO 3046	kW
Performance SAE J 1995	hp
Speed	min-1
Fuel	
Electric equipment	V
Drive system	
Drum driven	

Drums and Tyres

Number of pad feet	
Area of one pad foot	cm ²
Height of pad feet	mm
Tyre size	

Brakes

Service brake	
Parking brake	

Steering

Steering system	
Steering method	
Steering / oscillating angle +/-	grad

Exciter system

Drive system	
Frequency	Hz
Amplitude	mm
Centrifugal force	kN
Centrifugal force	t

Capacities

Fuel	l
------------	---

BOMAG BW 216 D-5

17.910
16.000
10.800
5.200
50,7

2.130
3.875

0- 3,0
0- 4,0
0- 5,0
0- 10,0
48/45

Deutz
TCD 4.1 L4
Stage IV / TIER4f
DOC+DPF+SCR
Liquid
4
115,0
155,0
2.100
Diesel
12
hydrost.
standard

23.1-26 12PR

hydrost.
hydromec.

oscil.artic.
hydrost.
35/12

hydrost.
30/36
2,10/1,10
285/220
29,1/22,4

220,0

BOMAG BW 216 PD-5

17.950
17.100
11.900
5.200

2.130
3.875

0- 3,0
0- 4,0
0- 5,0
0- 10,0
51/48

Deutz
TCD 4.1 L4
Stage IV / TIER4f
DOC+DPF+SCR
Liquid
4
115,0
155,0
2.100
Diesel
12
hydrost.
standard

150
137
100
23.1-26 12PR

hydrost.
hydromec.

oscil.artic.
hydrost.
35/12

hydrost.
30/36
1,70/0,90
285/220
29,1/22,4

220,0

SINGLE DRUM ROLLERS

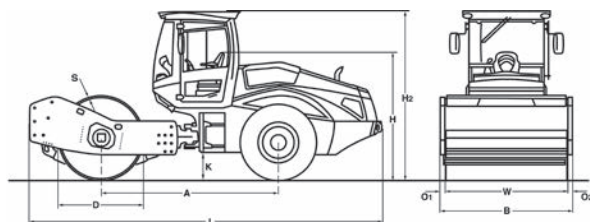
BW 216 DH-5, BW 216 PDH-5 - Tier 4



Fields of application:

Heavy duty compaction work on thick fill materials. D-series models are suitable for the compaction of hydraulically bound materials, sand, gravel, crushed rock, semi-cohesive soil and rock. PD models are ideally suited for use on heavy cohesive soils with high water contents. H series models have high climbing capabilities and powerful torque-drives.

PRE 586 27 010



Dimensions in mm

	A	B	D	H	H2	K	L	O1	O2	S	W
BW 216 DH-5	3113	2300	1500	2250	2990	490	6220	85	85	30	2130
BW 216 PDH-5	3113	2300	1480	2250	2990	490	6220	85	85	25	2130



Standard Equipment

- BOMAG ECOMODE
- Double pump system for travel drive
- No-Spin differential lock
- Rear axle with twin spring accumulator brakes
- Hydrostatic travel and vibration drive
- Hydrostatic articulated steering
- Articulated joint lock
- Seat with arm rest and adj. for position and height
- Sliding window
- Battery disconnect switch
- Single lever control for travel and vibration
- Warning, information and operation displays with LCD
- Loading mode
- Emergency STOP
- Working lights front / rear
- Back-up alarm
- Noise insulation
- 2 Scrapers
- Warning horn
- Tractor tires (PDH)



Optional Equipment

- * ROPS/FOPS cabin with seat belts
 - Sliding window
- ROPS/FOPS with safety belt
- Rearview camera
- Air condition
- Radio (Bluetooth)
- Pre start cabin heating
- Comfort package: Adjustable seat and adjustable steering column
- Rotary beacon
- Indicator and hazard lights
- BOMAG ECOSTOP
- ECONOMIZER
- TERRAMETER
- BOMAG TELEMATIC POWER
- BCM 05 Documentation system
- Special painting
- Padfoot segment kit (DH)
- Environmentally compliant hydraulic oil
- Measuring- and machine data interface for third-party suppliers
- Reversing alarm buzzer with broad band audio
- LED Working lights (Cabin)
- Reversing alarm buzzer with broad band audio

* Standard delivery with CE conformity (valid within European Union)

TECHNICAL DATA

Weights

Grossweight	kg
Operating weight CECE w. ROPS-cabin	kg
Axle load, drum CECE	kg
Axle load, wheels CECE	kg
Static linear load CECE	kg/cm

Dimensions

Working width	mm
Track radius, inner	mm

Driving Characteristics

Speed	km/h
Max. gradeability without/with vibr.	%

Drive

Engine manufacturer	
Type	
Emission stage	
Exhaust gas aftertreatment	
Cooling	
Number of cylinders	
Performance ISO 3046	kW
Performance SAE J 1995	hp
Speed	min-1
Fuel	
Electric equipment	V
Drive system	
Drum driven	

Drums and Tyres

Number of pad feet	
Area of one pad foot	cm ²
Height of pad feet	mm
Tyre size	

Brakes

Service brake	
Parking brake	

Steering

Steering system	
Steering method	
Steering / oscillating angle +/-	grad

Exciter system

Drive system	
Frequency	Hz
Amplitude	mm
Centrifugal force	kN
Centrifugal force	t

Capacities

Fuel	l
------------	---

BOMAG BW 216 DH-5

17.910
16.000
10.800
5.200
50,7

2.130
3.875

0- 10,0
59/57

Deutz
TCD 4.1 L4
Stage IV / TIER4f
DOC+DPF+SCR
Liquid
4
115,0
155,0
2.100
Diesel
12
hydrost.
standard

23.1-26 12PR

hydrost.
hydromec.

oscil.artic.
hydrost.
35/12

hydrost.
30/36
2,10/1,10
285/220
29,1/22,4

220,0

BOMAG BW 216 PDH-5

17.950
17.100
11.900
5.200

2.130
3.875

0- 10,0
61/59

Deutz
TCD 4.1 L4
Stage IV / TIER4f
DOC+DPF+SCR
Liquid
4
115,0
155,0
2.100
Diesel
12
hydrost.
standard

150
137
100
23.1-26 12PR

hydrost.
hydromec.

oscil.artic.
hydrost.
35/12

hydrost.
30/36
1,70/0,90
285/217
29,1/22,1

220,0

SINGLE DRUM ROLLERS

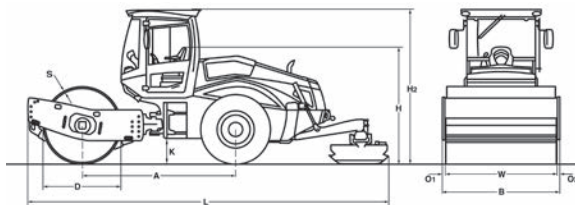
BW 213 DH-5/P, BW 213 BVC-5/P - Tier 4



Fields of application:

BOMAG VARIOCONTROL single drum rollers are suitable for the compaction of all earthworks material types. In comparison to conventional single drum rollers, these models produce higher compaction performance, transmit maximum energy on each application, and adjust automatically to all site conditions. Instant and infinite adjustment of amplitude and compaction energy reduces surface loosening on gravel, sand and anti-frost layers. Rear-mounted vibratory plates simultaneously compact uniform sands, granular and other materials with a tendency to loosen.

PRE 586 22 010



Dimensions in mm

	A	B	D	H	H2	K	L	O1	O2	S	W
BW 213 DH-5/P	2975	2270	1500	2250	2990	490	7025	70	70	30	2130
BW 213 BVC-5/P	2975	2270	1500	2250	2990	490	7025	70	70	30	2130



Standard Equipment

- BOMAG ECOMODE
- TERRAMETER (BVC)
- Oscillation mode
- Warning, information and operation displays with LCD
- Noise insulation
- Hydrostatic travel and vibration drive
- Hydrostatic articulated steering
- Articulated joint lock
- Rear axle with twin spring accumulator brakes
- No-Spin differential lock
- Warning horn
- Single lever control for travel and vibration
- Seat with arm rest and adj. for position and height
- 2 Scrapers
- Emergency STOP
- Back-up alarm
- Working lights front / rear
- Double pump system for travel drive
- Loading mode
- Battery disconnect switch
- BOMAG TELEMATIC POWER



Optional Equipment

- * ROPS/FOPS cabin with seat belts (BVC)
 - Sliding window
- ROPS/FOPS with safety belt
- Air condition
- Rearview camera
- BOMAG ECOSTOP
- Padfoot segment kit
- Radio (Bluetooth)
- Indicator and hazard lights
- BCM 05 Documentation system
- Special painting
- Rotary beacon
- Pre start cabin heating
- Environmentally compliant hydraulic oil
- TERRAMETER (DH)
- ECONOMIZER
- ROPS/FOPS cabin with seat belts (DH)
 - Sliding window
- Comfort package: Adjustable seat and adjustable steering column
- Measuring- and machine data interface for third-party suppliers
- LED Working lights (Cabin)
- Highly wear resistant drum
- Rock tyre
- Reversing alarm buzzer with broad band audio

* Standard delivery with CE conformity (valid within European Union)

TECHNICAL DATA

Weights

Grossweight	kg
Operating weight CECE w. ROPS-cabin	kg
Axle load, drum CECE	kg
Axle load, wheels CECE	kg
Static linear load CECE	kg/cm

Dimensions

Working width	mm
Track radius, inner	mm

Driving Characteristics

Speed	km/h
Max. gradeability without/with vibr.	%

Drive

Engine manufacturer	
Type	
Emission stage	
Exhaust gas aftertreatment	
Cooling	
Number of cylinders	
Performance ISO 3046	kW
Performance SAE J 1995	hp
Speed	min-1
Fuel	
Electric equipment	V
Drive system	
Drum driven	

Drums and Tyres

Tyre size	
-----------------	--

Brakes

Service brake	
Parking brake	

Steering

Steering system	
Steering method	
Steering / oscillating angle +/-	grad

Exciter system

Drive system	
Frequency (1)	Hz
Amplitude (1)	mm
Amplitude (2)	mm
Centrifugal force	kN
Centrifugal force	t

Exciter system Vibrating Plates

Frequency	Hz
Centrifugal force max.	kN

Capacities

Fuel	l
------------	---

BOMAG BW 213 DH-5/P

17.120
15.110
6.130
8.980
28,8

2.130
3.680

0- 12,0
59/56

Deutz
TCD 4.1 L4
Stage IV / TIER4f
DOC+DPF+SCR
Liquid
4
115,0
155,0
2.100
Diesel
12
hydrost.
standard

23.1-26 12PR

hydrost.
hydromec.

oscil.artic.
hydrost.
35/12

hydrost.
30
2,10
1,10
285/194
29,1/19,8

30-55
22-75

220,0

BOMAG BW 213 BVC-5/P

17.920
15.910
6.820
9.090
32,0

2.130
3.680

0- 12,0
58/55

Deutz
TCD 4.1 L4
Stage IV / TIER4f
DOC+DPF+SCR
Liquid
4
115,0
155,0
2.100
Diesel
12
hydrost.
standard

23.1-26 12PR

hydrost.
hydromec.

oscil.artic.
hydrost.
35/12

hydrost.
28
0 - 2,25
365
37,2

30-55
22-75

220,0

SINGLE DRUM ROLLER

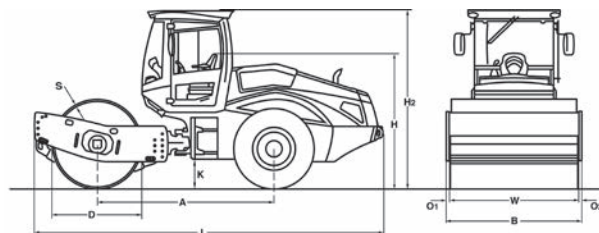
BW 213 BVC-5 - Tier 4



Fields of application:

BOMAG VARIOCONTROL single drum rollers can be used on a wide range of earthworks and highway construction applications. Compared to conventional single drum rollers, these models provide higher compaction performance, transmit maximum energy on every application, and give optimum results every time on each site. Instant and infinite adjustment of amplitude and compaction energy reduces the tendency for loosening at the surface on gravel, sand and anti-frost layers.

PRE 586 20 010



Dimensions in mm

	A	B	D	H	H2	K	L	O1	O2	S	W
BW 213 BVC-5	2975	2270	1500	2250	2990	490	5870	70	70	30	2130



Standard Equipment

- BOMAG ECOMODE
- BOMAG VARIOCONTROL
- TERRAMETER
- Oscillation mode
- Warning, information and operation displays with LCD
- Noise insulation
- Hydrostatic travel and vibration drive
- Hydrostatic articulated steering
- Articulated joint lock
- Rear axle with twin spring accumulator brakes
- No-Spin differential lock
- Warning horn
- Single lever control for travel and vibration
- Seat with arm rest and adj. for position and height
- 2 Scrapers
- Emergency STOP
- Back-up alarm
- Working lights front / rear
- Double pump system for travel drive
- TERRAMETER
- Loading mode
- Sliding window
- Battery disconnect switch
- BOMAG TELEMATIC POWER



Optional Equipment

- * ROPS/FOPS cabin with seat belts
 - Sliding window
- Air condition
- Rearview camera
- BOMAG ECOSTOP
- Padfoot segment kit
- Radio (Bluetooth)
- Indicator and hazard lights
- BCM 05 Documentation system
- Special painting
- Rotary beacon
- Pre start cabin heating
- Environmentally compliant hydraulic oil
- Comfort package: Adjustable seat and adjustable steering column
- Measuring- and machine data interface for third-party suppliers
- LED Working lights (Cabin)
- Highly wear resistant drum
- Reversing alarm buzzer with broad band audio

* Standard delivery with CE conformity (valid within European Union)

TECHNICAL DATA

Weights

Grossweight	kg	16.170
Operating weight CECE w. ROPS-cabin	kg	13.820
Axle load, drum CECE	kg	8.500
Axle load, wheels CECE	kg	5.320
Static linear load CECE	kg/cm	39,9

Dimensions

Working width	mm	2.130
Track radius, inner	mm	3.680

Driving Characteristics

Speed	km/h	0- 12,0
Max. gradeability without/with vibr.	%	58/55

Drive

Engine manufacturer		Deutz
Type		TCD 4.1 L4
Emission stage		Stage IV / TIER4f
Exhaust gas aftertreatment		DOC+DPF+SCR
Cooling		Liquid
Number of cylinders		4
Performance ISO 3046	kW	115,0
Performance SAE J 1995	hp	155,0
Speed	min-1	2.100
Fuel		Diesel
Electric equipment	V	12
Drive system		hydrost.
Drum driven		standard

Drums and Tyres

Tyre size		23.1-26 12PR
-----------------	--	--------------

Brakes

Service brake		hydrost.
Parking brake		hydromec.

Steering

Steering system		oscil.artic.
Steering method		hydrost.
Steering / oscillating angle +/-	grad	35/12

Exciter system

Drive system		hydrost.
Frequency (1)	Hz	28
Amplitude (1)	mm	0 - 2,25
Centrifugal force 1	kN	365
Centrifugal force 1	t	37,2

Capacities

Fuel	l	220,0
------------	---	-------

BOMAG BW 213 BVC-5

SINGLE DRUM ROLLERS

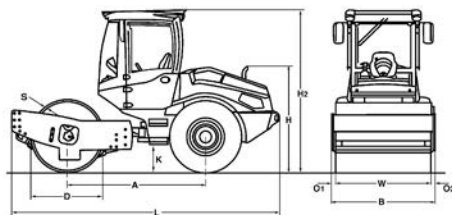
BW 177 D-5, BW 177 DH-5, BW 177 PDH-5 - Tier 3



Fields of application:

Minor works and medium-size compaction duties in road construction, car parks, trenches and backfill. D-series models are suitable for granular materials (sand, gravel, crushed rock), semi-cohesive soils and hydraulically bound materials. PD-series models are primarily used on cohesive soils with high water contents. H-series models have high climbing performance and high-torque drive systems.

PRE 586 50 010



Dimensions in mm

	A	B	D	H	H2	K	L	O1	O2	S	W
BW 177 D-5	2350	1820	1228	1655	2800	380	4540	65	65	20	1686
BW 177 DH-5	2350	1820	1228	1655	2800	380	4540	65	65	20	1686
BW 177 PDH-5	2350	1820	1208	1655	2800	380	4540	65	65	15	1686



Standard Equipment

- BOMAG ECOMODE
- Double pump system for travel drive (DH/PDH)
- No-Spin differential lock
- Rear axle with twin spring accumulator brakes
- Hydrostatic travel and vibration drive
- Hydrostatic articulated steering
- Articulated joint lock
- Warning, information and operation displays
- Single lever control for travel and vibration
- Emergency STOP
- Warning horn
- Back-up warning system
- Noise insulation
- 2 Contact scrapers Plastic (D/DH)
- 2 Scrapers (PDH)
- Tractor tires (PDH)



Optional Equipment

- ROPS cabin with seat belts
- ROPS/FOPS with safety belt
- Tractor tires (D/DH)
- Working lights front/rear
- Indicator and hazard lights
- Rotary beacon
- Rearview camera
- Air condition
- Adjustable steering column
- Sliding window
- Radio (Bluetooth)
- BOMAG ECOSTOP
- ECONOMIZER
- TERRAMETER
- Printer for TERRAMETER
- BOMAG TELEMATIC
- BCM 05 Documentation system
- Special painting
- Backup warning buzzer with broadband technology
- Padfoot segment kit (D/DH)
- Dozer blade (DH/PDH)
- Environmentally compliant hydraulic oil
- Measuring- and machine data interface for third-party suppliers
- LED Working lights (Cabin)

TECHNICAL DATA

		BOMAG BW 177 D-5	BOMAG BW 177 DH-5	BOMAG BW 177 PDH-5
Weights				
Grossweight	kg	7.800	8.200	7.600
Operating weight CECE w. ROPS-cabin	kg	6.600	6.700	6.950
Axle load, drum CECE	kg	4.000	4.050	4.300
Axle load, wheels CECE	kg	2.600	2.650	2.650
Static linear load CECE	kg/cm	23,7	24,0	
Dimensions				
Working width	mm	1.686	1.686	1.686
Track radius, inner	mm	2.975	2.975	2.975
Driving Characteristics				
Speed (1)	km/h	0- 4,5	0- 4,5	0-10
Speed (2)	km/h	0- 5,5	0- 5,5	
Speed (3)	km/h	0- 7,5	0- 7,5	
Speed (4)	km/h	0- 10,5	0- 10,5	
Max. gradeability without/with vibr. ...	%	49/46	61/58	61/58
Drive				
Engine manufacturer		Kubota	Kubota	Kubota
Type		V 3307 DI-T	V 3307 DI-T	V 3307 DI-T
Emission stage		Stage IIIa / TIER3	Stage IIIa / TIER3	Stage IIIa / TIER3
Cooling		water	water	water
Number of cylinders		4	4	4
Performance ISO 3046	kW	55,4	55,4	55,4
Performance SAE J 1995	hp	75,0	75,0	75,0
Speed	min-1	2.400	2.400	2.400
Fuel		diesel	diesel	diesel
Electric equipment	V	12	12	12
Drive system		hydrost.	hydrost.	hydrost.
Drum driven		standard	standard	standard
Drums and Tyres				
Tyre size		14.9-24/8PR	14.9-24/8PR	14.9-24/8PR
Brakes				
Service brake		hydrost.	hydrost.	hydrost.
Parking brake		hydromec.	hydromec.	hydromec.
Steering				
Steering system		oscil.artic.	oscil.artic.	oscil.artic.
Steering method		hydrost.	hydrost.	hydrost.
Steering / oscillating angle +/-	grad	35/12	35/12	35/12
Exciter system				
Drive system		hydrost.	hydrost.	hydrost.
Frequency (1)	Hz	29	29	29
Frequency (2)	Hz	32	32	32
Amplitude	mm	1,90/0,80	1,90/0,80	1,75/0,88
Centrifugal force	kN	112/74	112/74	112/74
Centrifugal force	t	11,4/7,5	11,4/7,5	11,4/7,5
Capacities				
Fuel	l	110,0	110,0	110,0

SINGLE DRUM ROLLERS

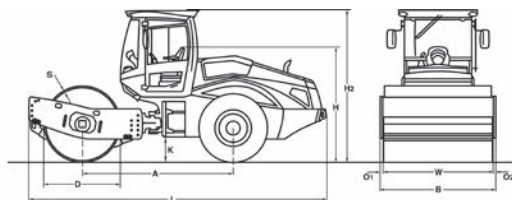
BW 211 D-5, BW 211 PD-5 - Tier 3



Fields of application:

Heavy duty compaction work on thick fill materials. D-series models are suited to the compaction of hydraulically bound material, sand, gravel, crushed rock, semi-cohesive soil and rockfill. PD models are well suited to heavy cohesive soils with high water contents.

PRE 586 47 010



Dimensions in mm

	A	B	D	H	H2	K	L	O1	O2	S	W
BW 211 D-5	2975	2270	1500	2260	2990	490	5870	70	70	25	2130
BW 211 PD-5	2975	2270	1480	2260	2990	490	5870	70	70	25	2130



Standard Equipment

- BOMAG ECOMODE
- No-Spin differential lock
- Rear axle with twin spring accumulator brakes
- Hydrostatic travel and vibration drive
- Hydrostatic articulated steering
- Articulated joint lock
- Seat with arm rest and adj. for position and height
- Sliding window
- Battery disconnect switch
- Single lever control for travel and vibration
- Warning, information and operation displays with LCD
- Loading mode
- Emergency STOP
- Working lights front / rear
- Back-up alarm
- Noise insulation
- 2 Scrapers
- Warning horn



Optional Equipment

- ROPS/FOPS cabin with seat belts
 - Sliding window
- ROPS/FOPS with safety belt
- Rearview camera
- Air condition
- Radio (Bluetooth)
- Pre start cabin heating
- Comfort package: Adjustable seat and adjustable steering column
- Rotary beacon
- Indicator and hazard lights
- BOMAG ECOSTOP
- ECONOMIZER
- TERRAMETER
- BOMAG TELEMATIC POWER
- BCM 05 Documentation system
- Special painting
- Padfoot segment kit (D)
- Measuring- and machine data interface for third-party suppliers
- LED Working lights (Cabin)

TECHNICAL DATA

Weights

Grossweight	kg	12.890	12.750
Operating weight CECE w. ROPS-cabin	kg	10.600	12.100
Axle load, drum CECE	kg	5.670	7.170
Axle load, wheels CECE	kg	4.930	4.930
Static linear load CECE	kg/cm	26,6	

Dimensions

Working width	mm	2.130	2.130
Track radius, inner	mm	3.680	3.680

Driving Characteristics

Speed (1)	km/h	0- 5,0	0- 5,0
Speed (2)	km/h	0- 6,0	0- 6,0
Speed (3)	km/h	0- 8,0	0- 8,0
Speed (4)	km/h	0- 11,0	0- 11,0
Max. gradeability without/with vibr.	%	51/48	54/51

Drive

Engine manufacturer		Deutz	Deutz
Type		TCD 2012 L04 2V	TCD 2012 L04 2V
Emission stage		Stage IIIa / TIER3	Stage IIIa / TIER3
Cooling		water	water
Number of cylinders		4	4
Performance ISO 3046	kW	103,0	103,0
Performance SAE J 1995	hp	140,0	140,0
Speed	min-1	2.400	2.400
Fuel		diesel	diesel
Electric equipment	V	12	12
Drive system		hydrost.	hydrost.
Drum driven		standard	standard

Drums and Tyres

Tyre size		23.1-26 12PR	23.1-26 12PR
-----------------	--	--------------	--------------

Brakes

Service brake		hydrost.	hydrost.
Parking brake		hydromec.	hydromec.

Steering

Steering system		oscil.artic.	oscil.artic.
Steering method		hydrost.	hydrost.
Steering / oscillating angle +/-	grad	35/12	35/12

Exciter system

Drive system		hydrost.	hydrost.
Frequency	Hz	30/34	30/34
Amplitude	mm	1,95/1,00	1,70/0,90
Centrifugal force	kN	240/158	285/194
Centrifugal force	t	24,5/16,1	29,1/19,8

Capacities

Fuel	l	250,0	250,0
------------	---	-------	-------

BOMAG BW 211 D-5

BOMAG BW 211 PD-5

SINGLE DRUM ROLLERS

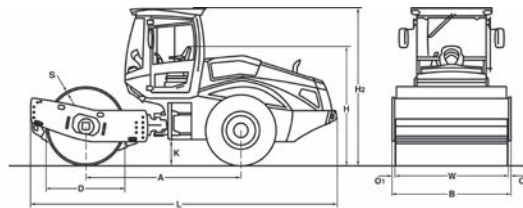
BW 213 D-5, BW 213 DH-5, BW 213 PDH-5 - Tier 3



Fields of application:

Heavy duty compaction work on thick fill materials. D-series models are suitable for the compaction of hydraulically bound materials, sand, gravel, crushed rock, semi-cohesive soil and rock. PD models are ideally suited for use on heavy cohesive soils with high water contents. H series models have high climbing capabilities and powerful torque-drives.

PRE 586 48 010



Dimensions in mm

	A	B	D	H	H2	K	L	O1	O2	S	W
BW 213 D-5	2975	2270	1500	2250	2990	490	5875	70	70	30	2130
BW 213 DH-5	2975	2270	1500	2250	2990	490	5870	70	70	30	2130
BW 213 PDH-5	2975	2270	1480	2250	2990	490	5870	70	70	25	2130



Standard Equipment

- BOMAG ECOMODE
- Warning, information and operation displays with LCD
- Noise insulation
- Hydrostatic travel and vibration drive
- Hydrostatic articulated steering
- Articulated joint lock
- Rear axle with twin spring accumulator brakes
- No-Spin differential lock
- Warning horn
- Single lever control for travel and vibration
- Seat with arm rest and adj. for position and height
- 2 Scrapers
- Emergency STOP
- Back-up alarm
- Working lights front / rear
- Double pump system for travel drive (DH/PDH)
- Tractor tires (PD)
- Loading mode
- Sliding window
- Battery disconnect switch



Optional Equipment

- ROPS/FOPS cabin with seat belts
 - Sliding window
- ROPS/FOPS with safety belt
- Air condition
- Rearview camera
- ECONOMIZER
- TERRAMETER
- BOMAG ECOSTOP
- BOMAG TELEMATIC POWER
- Padfoot segment kit (D/DH)
- Radio (Bluetooth)
- Indicator and hazard lights
- BCM 05 Documentation system
- Special painting
- Rotary beacon
- Pre start cabin heating
- Comfort package: Adjustable seat and adjustable steering column
- Measuring- and machine data interface for third-party suppliers
- LED Working lights (Cabin)
- Highly wear resistant drum (DH)

TECHNICAL DATA

Weights

Grossweight	kg
Operating weight CECE w. ROPS-cabin	kg
Axle load, drum CECE	kg
Axle load, wheels CECE	kg
Static linear load CECE	kg/cm

Dimensions

Working width	mm
Track radius, inner	mm

Driving Characteristics

Speed (1)	km/h
Speed (2)	km/h
Speed (3)	km/h
Speed (4)	km/h
Speed	km/h
Max. gradeability without/with vibr. ...	%

Drive

Engine manufacturer	
Type	
Emission stage	
Cooling	
Number of cylinders	
Performance ISO 3046	kW
Performance SAE J 1995	hp
Speed	min-1
Fuel	
Electric equipment	V
Drive system	
Drum driven	

Drums and Tyres

Number of pad feet	
Area of one pad foot	cm ²
Height of pad feet	mm
Tyre size	

Brakes

Service brake	
Parking brake	

Steering

Steering system	
Steering method	
Steering / oscillating angle +/-	grad

Exciter system

Drive system	
Frequency	Hz
Amplitude	mm
Centrifugal force	kN
Centrifugal force	t

Capacities

Fuel	l
------------	---

BOMAG BW 213 D-5

14.800
12.600
7.550
5.050
35,4

2.130
3.680

0- 5,0
0- 6,0
0- 8,0
0- 11,0

45/43

Deutz
TCD 2012 L04 2V
Stage IIIa / TIER3
water
4
103,0
140,0
2.400
Diesel
12
hydrost.
standard

23.1-26 12PR

hydrost.
hydromec.

oscil.artic.
hydrost.
35/12

hydrost.
30/34
2.10/1,10
285/196
29,1/20,0

220,0

BOMAG BW 213 DH-5

15.670
12.720
7.560
5.160
35,5

2.130
3.680

0- 12,0
60/57

Deutz
TCD 2012 L04 2V
Stage IIIa / TIER3
water
4
103,0
140,0
2.400
Diesel
12
hydrost.
standard

23.1-26 12PR

hydrost.
hydromec.

oscil.artic.
hydrost.
35/12

hydrost.
30/34
2.10/1,10
285/196
29,1/20,0

220,0

BOMAG BW 213 PDH-5

14.740
13.830
8.670
5.160

2.130
3.680

0- 12,0
62/60

Deutz
TCD 2012 L04 2V
Stage IIIa / TIER3
water
4
103,0
140,0
2.400
Diesel
12
hydrost.
standard

150
137
100
23.1-26 12PR

hydrost.
hydromec.

oscil.artic.
hydrost.
35/12

hydrost.
30/34
1,70/0,90
285/194
29,1/19,8

220,0

SINGLE DRUM ROLLERS

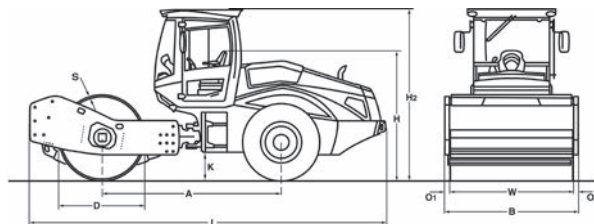
BW 216 D-5, BW 216 PD-5 - Tier 3



Fields of application:

Heavy duty compaction work on thick fill materials. D-series models are suitable for the compaction of hydraulically bound materials, sand, gravel, crushed rock, semi-cohesive soil and rock. PD models are ideally suited for use on heavy cohesive soils with high water contents.

PRE 586 26 010



Dimensions in mm

	A	B	D	H	H2	K	L	O1	O2	S	W
BW 216 D-5	3113	2300	1500	2250	3000	490	6220	85	85	30	2130
BW 216 PD-5	3113	2300	1480	2250	2990	490	6220	85	85	25	2130



Standard Equipment

- BOMAG ECOMODE
- No-Spin differential lock
- Rear axle with twin spring accumulator brakes
- Hydrostatic travel and vibration drive
- Hydrostatic articulated steering
- Articulated joint lock
- Seat with arm rest and adj. for position and height
- Sliding window
- Battery disconnect switch
- Single lever control for travel and vibration
- Warning, information and operation displays with LCD
- Loading mode
- Emergency STOP
- Working lights front / rear
- Back-up alarm
- Noise insulation
- 2 Scrapers
- Warning horn



Optional Equipment

- ROPS/FOPS cabin with seat belts
 - Sliding window
- ROPS/FOPS with safety belt
- Rearview camera
- Air condition
- Radio (Bluetooth)
- Pre start cabin heating
- Comfort package: Adjustable seat and adjustable steering column
- Rotary beacon
- Indicator and hazard lights
- BOMAG ECOSTOP
- ECONOMIZER
- TERRAMETER
- BOMAG TELEMATIC POWER
- BCM 05 Documentation system
- Special painting
- Padfoot segment kit (D)
- Measuring- and machine data interface for third-party suppliers
- LED Working lights (Cabin)
- Highly wear resistant drum

TECHNICAL DATA

Weights

Grossweight	kg
Operating weight CECE w. ROPS-cabin	kg
Axle load, drum CECE	kg
Axle load, wheels CECE	kg
Static linear load CECE	kg/cm

Dimensions

Working width	mm
Track radius, inner	mm

Driving Characteristics

Speed (1)	km/h
Speed (2)	km/h
Speed (3)	km/h
Speed (4)	km/h
Max. gradeability without/with vibr.	%

Drive

Engine manufacturer	
Type	
Emission stage	
Cooling	
Number of cylinders	
Performance ISO 3046	kW
Performance SAE J 1995	hp
Speed	min-1
Fuel	
Electric equipment	V
Drive system	
Drum driven	

Drums and Tyres

Number of pad feet	
Area of one pad foot	cm ²
Height of pad feet	mm
Tyre size	

Brakes

Service brake	
Parking brake	

Steering

Steering system	
Steering method	
Steering / oscillating angle +/-	grad

Exciter system

Drive system	
Frequency	Hz
Amplitude	mm
Centrifugal force	kN
Centrifugal force	t

Capacities

Fuel	l
------------	---

BOMAG BW 216 D-5

17.910
16.000
10.800
5.200
50,7

2.130
3.875

0- 3,0
0- 4,0
0- 5,0
0- 10,0
48/45

Deutz
TCD 2013 L04
Stage IIIa / TIER3
water
4
115,0
155,0
2.100
Diesel
12
hydrost.
standard

23.1-26 12PR

hydrost.
hydromec.

oscil.artic.
hydrost.
35/12

hydrost.
30/36
2,10/1,10
285/220
29,1/22,4

220,0

BOMAG BW 216 PD-5

17.950
17.100
11.900
5.200

2.130
3.875

0- 3,0
0- 4,0
0- 5,0
0- 10,0
51/48

Deutz
TCD 2013 L04
Stage IIIa / TIER3
water
4
115,0
155,0
2.100
Diesel
12
hydrost.
standard

150
137
100
23.1-26 12PR

hydrost.
hydromec.

oscil.artic.
hydrost.
35/12

hydrost.
30/36
1,70/0,90
285/217
29,1/22,1

220,0

SINGLE DRUM ROLLERS

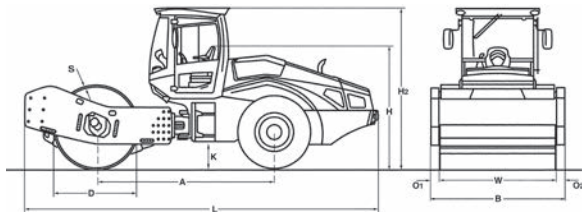
BW 219 D-5, BW 219 PD-5 - Tier 3



Fields of application:

Heavy duty compaction work on thick fill materials. D-series models are suitable for the compaction of hydraulically bound materials, sand, gravel, crushed rock, semi-cohesive soil and rock. PD models are ideally suited for use on heavy cohesive soils with high water contents.

PRE 586 32 010



Dimensions in mm

	A	B	D	H	H2	K	L	O1	O2	S	W
BW 219 D-5	3255	2300	1600	2300	3040	495	6500	85	85	40	2130
BW 219 PD-5	3255	2300	1500	2300	3060	495	6500	85	85	35	2130



Standard Equipment

- BOMAG ECOMODE
- No-Spin differential lock
- Rear axle with twin spring accumulator brakes
- Hydrostatic travel and vibration drive
- Hydrostatic articulated steering
- Articulated joint lock
- Seat with arm rest and adj. for position and height
- Sliding window
- Battery disconnect switch
- Single lever control for travel and vibration
- Warning, information and operation displays with LCD
- Loading mode
- Emergency STOP
- Working lights front / rear
- Back-up alarm
- Noise insulation
- 2 Scrapers
- Warning horn



Optional Equipment

- ROPS/FOPS cabin with seat belts
 - Sliding window
- Rearview camera
- Air condition
- Radio (Bluetooth)
- Pre start cabin heating
- Comfort package: Adjustable seat and adjustable steering column
- Rotary beacon
- Indicator and hazard lights
- BOMAG ECOSTOP
- ECONOMIZER
- TERRAMETER
- BOMAG TELEMATIC POWER
- BCM 05 Documentation system
- Special painting
- Padfoot segment kit (D)
- Measuring- and machine data interface for third-party suppliers
- Reversing alarm buzzer with broad band audio
- LED Working head lights
- Highly wear resistant drum

TECHNICAL DATA

Weights

Grossweight	kg
Operating weight CECE w. ROPS-cabin	kg
Axle load, drum CECE	kg
Axle load, wheels CECE	kg
Static linear load CECE	kg/cm

Dimensions

Working width	mm
Track radius, inner	mm

Driving Characteristics

Speed (1)	km/h
Speed (2)	km/h
Speed (3)	km/h
Speed (4)	km/h
Max. gradeability without/with vibr.	%

Drive

Engine manufacturer	
Type	
Emission stage	
Cooling	
Number of cylinders	
Performance ISO 3046	kW
Performance SAE J 1995	hp
Speed	min-1
Fuel	
Electric equipment	V
Drive system	
Drum driven	

Drums and Tyres

Number of pad feet	
Area of one pad foot	cm ²
Height of pad feet	mm
Tyre size	

Brakes

Service brake	
Parking brake	

Steering

Steering system	
Steering method	
Steering / oscillating angle +/-	grad

Exciter system

Drive system	
Frequency	Hz
Amplitude	mm
Centrifugal force	kN
Centrifugal force	t

Capacities

Fuel	l
------------	---

BOMAG BW 219 D-5

22.000
19.400
12.800
6.600
60,1

2.130
4.120

0- 4,0
0- 5,0
0- 6,0
0- 10,0
50/48

Deutz
TCD 2012 L06
Stage IIIa / TIER3
water
6
150,0
202,0
2.200
Diesel
12
hydrost.
standard

23.1-26 12PR

hydrost.
hydromec.

oscil.artic.
hydrost.
35/12

hydrost.
26/31
2,10/1,20
328/266
33,5/27,1

280,0

BOMAG BW 219 PD-5

21.000
20.000
13.200
6.800

2.130
4.120

0- 4,0
0- 5,0
0- 6,0
0- 10,0
52/50

Deutz
TCD 2012 L06
Stage IIIa / TIER3
water
6
150,0
202,0
2.200
Diesel
12
hydrost.
standard

150
137
100
23.1-26 12 TL

hydrost.
hydromec.

oscil.artic.
hydrost.
35/12

hydrost.
26/31
1,90/1,00
328/245
33,5/25,0

280,0

SINGLE DRUM ROLLERS

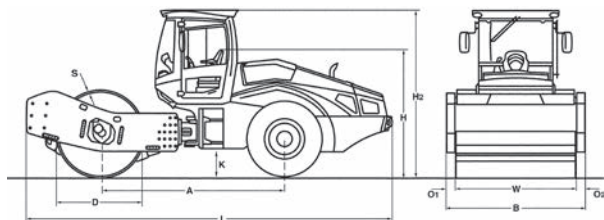
BW 219 DH-5, BW 219 PDH-5 - Tier 3



Fields of application:

Heavy duty compaction work on thick fill materials. D-series models are suitable for the compaction of hydraulically bound materials, sand, gravel, crushed rock, semi-cohesive soil and rock. PD models are ideally suited for use on heavy cohesive soils with high water contents. H series models have high climbing capabilities and powerful torque-drives.

PRE 586 34 010



Dimensions in mm

	A	B	D	H	H2	K	L	O1	O2	S	W
BW 219 DH-5	3255	2300	1600	2300	3040	495	6500	85	85	40	2130
BW 219 PDH-5	3255	2300	1500	2295	3034	495	6500	85	85	35	2130



Standard Equipment

- BOMAG ECOMODE
- Double pump system for travel drive
- No-Spin differential lock
- Rear axle with twin spring accumulator brakes
- Hydrostatic travel and vibration drive
- Hydrostatic articulated steering
- Articulated joint lock
- Seat with arm rest and adj. for position and height
- Sliding window
- Battery disconnect switch
- Single lever control for travel and vibration
- Warning, information and operation displays with LCD
- Loading mode
- Emergency STOP
- Working lights front / rear
- Back-up alarm
- Noise insulation
- 2 Scrapers
- Warning horn
- Tractor tires (PDH)



Optional Equipment

- ROPS/FOPS cabin with seat belts
 - Sliding window
- Rearview camera
- Air condition
- Radio (Bluetooth)
- Pre start cabin heating
- Comfort package: Adjustable seat and adjustable steering column
- Rotary beacon
- Indicator and hazard lights
- BOMAG ECOSTOP
- ECONOMIZER
- TERRAMETER
- BOMAG TELEMATIC POWER
- BCM 05 Documentation system
- Special painting
- Padfoot segment kit (DH)
- Measuring- and machine data interface for third-party suppliers
- LED Working lights (Cabin)
- Highly wear resistant drum
- Rock tyre

TECHNICAL DATA

Weights

Grossweight	kg
Operating weight CECE w. ROPS-cabin	kg
Axle load, drum CECE	kg
Axle load, wheels CECE	kg
Static linear load CECE	kg/cm

Dimensions

Working width	mm
Track radius, inner	mm

Driving Characteristics

Speed	km/h
Max. gradeability without/with vibr.	%

Drive

Engine manufacturer	
Type	
Emission stage	
Cooling	
Number of cylinders	
Performance ISO 3046	kW
Performance SAE J 1995	hp
Speed	min-1
Fuel	
Electric equipment	V
Drive system	
Drum driven	

Drums and Tyres

Number of pad feet	
Area of one pad foot	cm ²
Height of pad feet	mm
Tyre size	

Brakes

Service brake	
Parking brake	

Steering

Steering system	
Steering method	
Steering / oscillating angle +/-	grad

Exciter system

Drive system	
Frequency	Hz
Amplitude	mm
Centrifugal force	kN
Centrifugal force	t

Capacities

Fuel	l
------------	---

BOMAG BW 219 DH-5

22.000
19.400
12.800
6.600
60,1

2.130
4.120

0- 10,0
60/57

Deutz
TCD 2012 L06
Stage IIIa / TIER3
water
6
150,0
202,0
2.200
Diesel
12
hydrost.
standard

23.1-26 12PR

hydrost.
hydromec.

oscil.artic.
hydrost.
35/12

hydrost.
26/31
2,10/1,20
328/266
33,5/27,1

280,0

BOMAG BW 219 PDH-5

21.000
20.000
13.200
6.800

2.130
4.120

0- 10,0
62/60

Deutz
TCD 2012 L06
Stage IIIa / TIER3
water
6
150,0
202,0
2.200
Diesel
12
hydrost.
standard

150
137
100
23.5-25 16PR

hydrost.
hydromec.

oscil.artic.
hydrost.
35/12

hydrost.
26/31
1,90/1,00
328/245
33,5/25,0

280,0

SINGLE DRUM ROLLERS

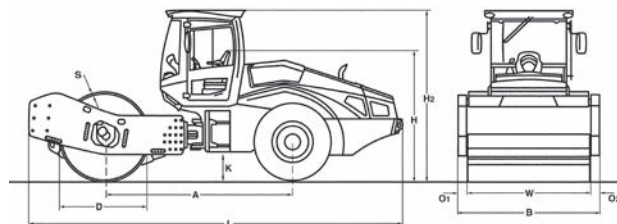
BW 226 DH-5, BW 226 PDH-5 - Tier 3



Fields of application:

Heavy duty compaction work on thick fill materials. D-series models are suitable for the compaction of hydraulically bound materials, sand, gravel, crushed rock, semi-cohesive soil and rock. PD models are ideally suited for use on heavy cohesive soils with high water contents. H series models have high climbing capabilities and powerful torque-drives.

PRE 586 41 010



Dimensions in mm

	A	B	D	H	H2	K	L	O1	O2	S	W
BW 226 DH-5	3360	2500	1600	2350	3080	430	6740	185	185	40	2130
BW226 PDH-5	3360	2500	1500	2340	3080	430	6740	185	185	35	2130



Standard Equipment

- BOMAG ECOMODE
- Double pump system for travel drive
- No-Spin differential lock
- Rear axle with twin spring accumulator brakes
- Hydrostatic travel and vibration drive
- Hydrostatic articulated steering
- Articulated joint lock
- Seat with arm rest and adj. for position and height
- Sliding window
- Battery disconnect switch
- Single lever control for travel and vibration
- Warning, information and operation displays with LCD
- Loading mode
- Emergency STOP
- Working lights front / rear
- Back-up alarm
- Noise insulation
- 2 Scrapers
- Warning horn
- Tractor tires (PDH)



Optional Equipment

- ROPS/FOPS cabin with seat belts
 - Sliding window
- Rearview camera
- Air condition
- Radio (Bluetooth)
- Pre start cabin heating
- Comfort package: Adjustable seat and adjustable steering column
- Rotary beacon
- Indicator and hazard lights
- BOMAG ECOSTOP
- ECONOMIZER
- TERRAMETER
- BOMAG TELEMATIC POWER
- BCM 05 Documentation system
- Special painting
- Padfoot segment kit (DH)
- Measuring- and machine data interface for third-party suppliers
- Reversing alarm buzzer with broad band audio
- LED Working lights (Cabin)
- Highly wear resistant drum
- Rock tyre

TECHNICAL DATA

Weights

Grossweight	kg
Operating weight CECE w. ROPS-cabin	kg
Axle load, drum CECE	kg
Axle load, wheels CECE	kg
Static linear load CECE	kg/cm

Dimensions

Working width	mm
Track radius, inner	mm

Driving Characteristics

Speed	km/h
Max. gradeability without/with vibr.	%

Drive

Engine manufacturer	
Type	
Emission stage	
Cooling	
Number of cylinders	
Performance ISO 3046	kW
Performance SAE J 1995	hp
Speed	min-1
Fuel	
Electric equipment	V
Drive system	
Drum driven	

Drums and Tyres

Tyre size	
Number of pad feet	
Height of pad feet	mm
Area of one pad foot	cm ²

Brakes

Service brake	
Parking brake	

Steering

Steering system	
Steering method	
Steering / oscillating angle +/-	grad

Exciter system

Drive system	
Frequency	Hz
Amplitude	mm
Centrifugal force	kN
Centrifugal force	t

Capacities

Fuel	l
------------	---

BOMAG BW 226 DH-5

26.710
25.000
17.070
7.930
80,1

2.130
4.260

0- 10,0
50/47

Deutz
TCD 2012 L06
Stage IIIa / TIER3
water
6
150,0
202,0
2.200
Diesel
12
hydrost.
standard

23.5-25 16PR

hydrost.
hydromec.

oscil.artic.
hydrost.
35/12

hydrost.
26/26
2,10/1,20
328/187
33,5/19,1

280,0

BOMAG BW226 PDH-5

27.500
25.740
17.800
7.940

2.130
4.260

0- 10,0
52/49

Deutz
TCD 2012 L06
Stage IIIa / TIER3
water
6
150,0
202,0
2.200
Diesel
12
hydrost.
standard

750/65 R26
150
100
137

hydrost.
hydromec.

oscil.artic.
hydrost.
35/12

hydrost.
26/26
1,70/0,90
328/175
33,5/17,9

280,0

SINGLE DRUM ROLLERS

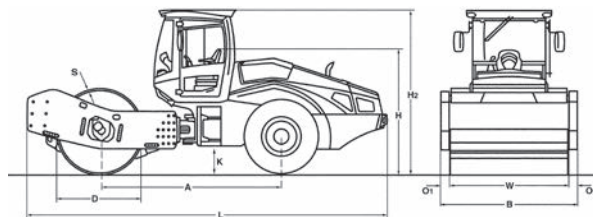
BW 213 BVC-5, BW 226 BVC-5 - Tier 3



Fields of application:

BOMAG VARIOCONTROL single drum models with polygonal drum, for use on medium (BW 213) and heavy-duty earthworks (BW 226), feature outstanding compaction depths of up to 2.5m. This is the result of BOMAG VARIOCONTROL technology, and the effect of the smooth surfaces and angular edges on the polygonal drums. Excellent densities can be produced on cohesive and mixed soils. Excavated rock materials can be crushed to the specified grading and compacted.

PRE 586 44 010



Dimensions in mm

	A	B	D	H	H2	K	L	O1	O2	S	W
BW 213 BVC-5	2975	2270	1500	2250	2990	490	5875	70	70	30	2130
BW 226 BVC-5	3355	2500	1600	2339	3078	430	6740	185	185	40	2130



Standard Equipment

- BOMAG ECOMODE
- BOMAG VARIOCONTROL
- TERRAMETER
- Oscillation mode
- Warning, information and operation displays with LCD
- Noise insulation
- Hydrostatic travel and vibration drive
- Hydrostatic articulated steering
- Articulated joint lock
- Rear axle with twin spring accumulator brakes
- No-Spin differential lock
- Warning horn
- Single lever control for travel and vibration
- Seat with arm rest and adj. for position and height
- 2 Scrapers
- Emergency STOP
- Back-up alarm
- Working lights front / rear
- Double pump system for travel drive
- Loading mode
- Sliding window
- Battery disconnect switch
- BOMAG TELEMATIC POWER



Optional Equipment

- ROPS/FOPS cabin with seat belts
 - Sliding window
- Air condition
- Rearview camera
- BOMAG ECOSTOP
- Padfoot segment kit
- Radio (Bluetooth)
- Indicator and hazard lights
- BCM 05 Documentation system
- Special painting
- Rotary beacon
- Pre start cabin heating
- Comfort package: Adjustable seat and adjustable steering column
- Measuring- and machine data interface for third-party suppliers
- Reversing alarm buzzer with broad band audio
- LED Working lights (Cabin)
- Highly wear resistant drum

TECHNICAL DATA

Weights

Grossweight	kg
Operating weight CECE w. ROPS-cabin	kg
Axle load, drum CECE	kg
Axle load, wheels CECE	kg
Static linear load CECE	kg/cm

Dimensions

Working width	mm
Track radius, inner	mm

Driving Characteristics

Speed	km/h
Max. gradeability without/with vibr.	%

Drive

Engine manufacturer	
Type	
Emission stage	
Cooling	
Number of cylinders	
Performance ISO 3046	kW
Performance SAE J 1995	hp
Speed	min-1
Fuel	
Electric equipment	V
Drive system	
Drum driven	

Drums and Tyres

Tyre size	
-----------------	--

Brakes

Service brake	
Parking brake	

Steering

Steering system	
Steering method	
Steering / oscillating angle +/-	grad

Exciter system

Frequency (1)	Hz
Amplitude (1)	mm
Centrifugal force 1	kN
Centrifugal force 1	t

Capacities

Fuel	l
------------	---

BOMAG BW 213 BVC-5

16.170
13.820
8.500
5.320
39,9

2.130
3.680

0- 12,0
58/55

Deutz
TCD 2012 L04 2V
Stage IIIa / TIER3
water
4
103,0
140,0
2.400
Diesel
12
hydrost.
standard

23.1-26 12PR

hydrost.
hydromec.

oscil.artic.
hydrost.
35/12

28
0 - 2,25
365
37,2

220,0

BOMAG BW 226 BVC-5

27.580
25.880
17.930
7.950
84,2

2.130
4.260

0- 9,0
50/47

Deutz
TCD 2012 L06
Stage IIIa / TIER3
water
6
150,0
202,0
2.200
Diesel
12
hydrost.
standard

23.5-25 16PR

hydrost.
hydromec.

oscil.artic.
hydrost.
35/12

26
0 - 2,70
500
51,0

280,0

SINGLE DRUM ROLLER BW 226 DI-5 - Tier 3

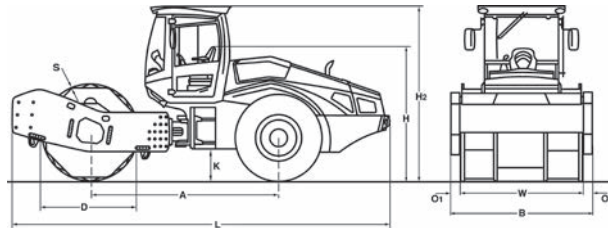


Fields of application:

Polygon drum

For in-depth compaction of mixed particle and cohesive soils, distributed in thick layers.

PRE 586 53 010



Dimensions in mm

	A	B	D	H	H2	K	L	O1	O2	S	W
BW 226 DI-5	3360	2500	1750	2340	3080	430	6750	185	185	35	2130



Standard Equipment

- BOMAG ECOMODE
- BOMAG VARIOCONTROL
- TERRAMETER
- Warning, information and operation displays with LCD
- Noise insulation
- Hydrostatic travel and vibration drive
- Hydrostatic articulated steering
- Articulated joint lock
- Rear axle with twin spring accumulator brakes
- No-Spin differential lock
- Warning horn
- Single lever control for travel and vibration
- Seat with arm rest and adj. for position and height
- 2 Scrapers
- Emergency STOP
- Back-up alarm
- Working lights front / rear
- Double pump system for travel drive
- Loading mode
- Battery disconnect switch
- BOMAG TELEMATIC POWER



Optional Equipment

- ROPS/FOPS cabin with seat belts
 - Sliding window
- Air condition
- Rearview camera
- BOMAG ECOSTOP
- Padfoot segment kit
- Radio (Bluetooth)
- Indicator and hazard lights
- BCM 05 Documentation system
- Special painting
- Rotary beacon
- Pre start cabin heating
- Comfort package: Adjustable seat and adjustable steering column
- Tractor tires
- Measuring- and machine data interface for third-party suppliers
- LED Working lights (Cabin)

TECHNICAL DATA

Weights

Grossweight	kg
Operating weight CECE w. ROPS-cabin	kg
Axle load, drum CECE	kg
Axle load, wheels CECE	kg

Dimensions

Working width	mm
Track radius, inner	mm

Driving Characteristics

Speed	km/h
Max. gradeability without/with vibr.	%

Drive

Engine manufacturer	
Type	
Emission stage	
Cooling	
Number of cylinders	
Performance ISO 3046	kW
Performance SAE J 1995	hp
Speed	min-1
Fuel	
Electric equipment	V
Drive system	
Drum driven	

Drums and Tyres

Tyre size	
-----------------	--

Brakes

Service brake	
Parking brake	

Steering

Steering system	
Steering method	
Steering / oscillating angle +/-	grad

Exciter system

Drive system	
Frequency	Hz
Amplitude	mm
Centrifugal force	kN
Centrifugal force	t

Capacities

Fuel	l
------------	---

BOMAG BW 226 DI-5

26.930
25.250
17.950
7.300
2.130
4.260
0- 9,0
50/47
Deutz
TCD 2012 L06
Stage IIIa / TIER3
water
6
150,0
202,0
2.200
Diesel
12
hydrost.
standard
750/65R26
hydrost.
hydromec.
oscil.artic.
hydrost.
35/12
hydrost.
26
2.50
500
51,0
280,0

SINGLE DRUM ROLLER

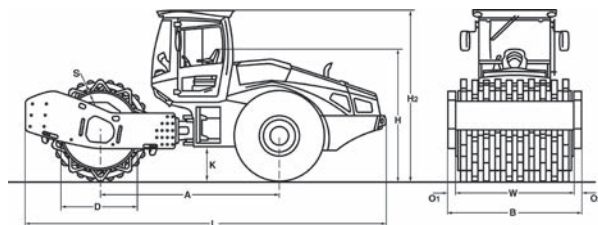
BW 226 RC-5



Fields of application:

Rock crushing drum
For crushing and compacting soft to medium,
hard consolidated rocks.

PRE 587 23 010



Dimensions in mm

	A	B	D	H	H2	K	L	O1	O2	S	W
BW 226 RC-5	3320	2500	1480	2450	3180	530	6750	185	185	25	2130



Standard Equipment

- BOMAG ECOMODE
- BOMAG VARIOCONTROL
- TERRAMETER
- Warning, information and operation displays with LCD
- Noise insulation
- Hydrostatic travel and vibration drive
- Hydrostatic articulated steering
- Articulated joint lock
- Rear axle with twin spring accumulator brakes
- No-Spin differential lock
- Warning horn
- Single lever control for travel and vibration
- Seat with arm rest and adj. for position and height
- 2 Scrapers
- Emergency STOP
- Back-up alarm
- Working lights front / rear
- Double pump system for travel drive
- Rock tyre
- Loading mode
- Battery disconnect switch
- BOMAG TELEMATIC POWER



Optional Equipment

- * ROPS/FOPS cabin with seat belts
 - Sliding window
- Air condition
- Rearview camera
- BOMAG ECOSTOP
- Padfoot segment kit
- Radio (Bluetooth)
- Indicator and hazard lights
- BCM 05 Documentation system
- Special painting
- Rotary beacon
- Pre start cabin heating
- Environmentally compliant hydraulic oil
- Comfort package: Adjustable seat and adjustable steering column
- Measuring- and machine data interface for third-party suppliers
- Reversing alarm buzzer with broad band audio
- LED Working lights (Cabin)

* Standard delivery with CE conformity
(valid within European Union)

TECHNICAL DATA

Weights

Grossweight	kg
Operating weight CECE w. ROPS-cabin	kg
Axle load, drum CECE	kg
Axle load, wheels CECE	kg

Dimensions

Working width	mm
Track radius, inner	mm

Driving Characteristics

Speed	km/h
Max. gradeability without/with vibr.	%

Drive

Engine manufacturer	
Type	
Emission stage	
Cooling	
Number of cylinders	
Performance ISO 3046	kW
Performance SAE J 1995	hp
Speed	min-1
Fuel	
Electric equipment	V
Drive system	
Drum driven	

Drums and Tyres

Tyre size	
-----------------	--

Brakes

Service brake	
Parking brake	

Steering

Steering system	
Steering method	
Steering / oscillating angle +/-	grad

Exciter system

Frequency	Hz
Amplitude (1)	mm
Centrifugal force	kN
Centrifugal force	t

Vario system

Drive system	
--------------------	--

Capacities

Fuel	l
------------	---

BOMAG BW 226 RC-5

27.910
26.300
19.000
7.300
2.130
4.180
0- 9,0
42/37
Deutz
TCD 2012 L06
Stage IIIa / TIER3
water
6
150,0
202,0
2.300
Diesel
12
hydrost.
standard
26,5-25 28PR
hydrost.
hydromec.
oscil.artic.
hydrost.
35/12
26
0 - 2,30
500
51,0
hydrost.
280,0

SINGLE DRUM ROLLER

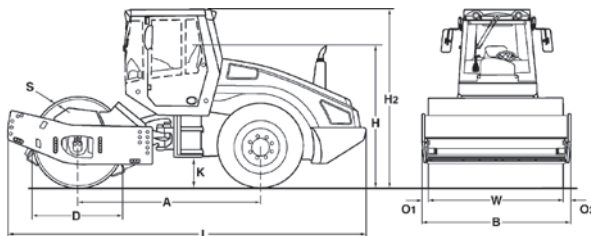
BW 219 D-4 - Tier 2



Fields of application:

Heavy duty compaction work on thick fill materials. D-series models are suitable for the compaction of hydraulically bound materials, sand, gravel, crushed rock, semi-cohesive soil and rock. PD models are ideally suited for use on heavy cohesive soils with high water contents.

PRE 582 75 010



Dimensions in mm

	A	B	D	H	H2	K	L	O1	O2	S	W
BW 219 D-4	3255	2300	1600	2290	3025	450	6340	85	85	40	2130



Standard Equipment

- Warning, information and operation displays with round gauge
- Hydrostatic travel and vibration drive
- Hydrostatic articulated steering
- Articulated joint lock
- Rear axle with twin spring accumulator brakes
- No-Spin differential lock
- Warning horn
- Single lever control for travel and vibration
- Swivel seat, adjustable in height and longitudinal direction, with two armrests
- Contact scrapers
- Emergency STOP
- Noise insulation
- Back-up warning system



Optional Equipment

- ROPS cabin with seat belts
- Working lights front/rear
- ROPS with safety belt
- Rotary beacon
- Indicator and hazard lights
- Contact scrapers (Steel)
- BOMAG Evib-Meter (BEM)
- TERRAMETER BTM plus
- TERRAMETER BTM prof
- BEM/BCM 05
- TERRAMETER/BCM 05
- Special painting
- Environmentally compliant hydraulic oil
- Air condition
- Sun roof
- Warning, information and operation displays
- Padfoot segment kit
- Radio
- Protective ventilation system

TECHNICAL DATA

Weights

Grossweight	kg	20.780
Operating weight CECE w. ROPS-cabin	kg	19.050
Axle load, drum CECE	kg	12.800
Axle load, wheels CECE	kg	6.250
Static linear load CECE	kg/cm	60,1

Dimensions

Working width	mm	2.130
Track radius, inner	mm	3.890

Driving Characteristics

Speed (1)	km/h	0- 3,0
Speed (2)	km/h	0- 4,0
Speed (3)	km/h	0- 7,0
Speed (4)	km/h	0- 11,0
Max. gradeability without/with vibr.	%	50/48

Drive

Engine manufacturer		Deutz
Type		BF6M 2012 C
Emission stage		Stage II / TIER2
Cooling		water
Number of cylinders		6
Performance ISO 3046	kW	147,0
Performance SAE J 1995	hp	197,0
Speed	min-1	2.300
Fuel		diesel
Electric equipment	V	12
Drive system		hydrost.
Drum driven		standard

Drums and Tyres

Tyre size		23.1-26/12PR
-----------------	--	--------------

Brakes

Service brake		hydrost.
Parking brake		hydromec.

Steering

Steering system		oscil.artic.
Steering method		hydrost.
Steering / oscillating angle +/-	grad	35/12

Exciter system

Drive system		hydrost.
Frequency	Hz	26/31
Amplitude	mm	2,00/1,10
Centrifugal force	kN	314/240
Centrifugal force	t	32,0/24,5

Capacities

Fuel	l	340,0
------------	---	-------

BOMAG BW 219 D-4

SINGLE DRUM ROLLERS

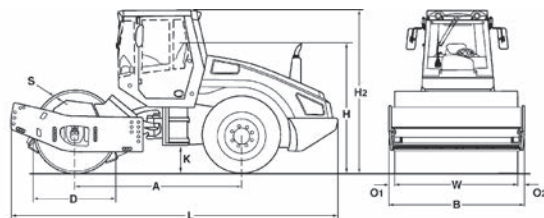
BW 219 D-4, BW 219 PD-4 - Tier 3



Fields of application:

Heavy duty compaction work on thick fill materials. D-series models are suitable for the compaction of hydraulically bound materials, sand, gravel, crushed rock, semi-cohesive soil and rock. PD models are ideally suited for use on heavy cohesive soils with high water contents.

PRE 582 34 010



Dimensions in mm

	A	B	D	H	H2	K	L	O1	O2	S	W
BW 219 D-4	3255	2300	1600	2290	3025	450	6340	85	85	40	2130
BW 219 PD-4	3255	2300	1500	2290	3025	450	6340	85	85	35	2130



Standard Equipment

- Warning, information and operation displays with round gauge
- Hydrostatic travel and vibration drive
- Hydrostatic articulated steering
- Articulated joint lock
- Rear axle with twin spring accumulator brakes
- No-Spin differential lock
- Warning horn
- Single lever control for travel and vibration
- Shock-mounted swivel seat, adjustable in height and length (Cabin)
- Contact scrapers (D:Plastic)
- Scrapers (PD:Steel)
- Emergency STOP
- Noise insulation
- Back-up warning system



Optional Equipment

- ROPS/FOPS cabin with seat belts
- Working lights front/rear
- ROPS with safety belt
- Rotary beacon
- Indicator and hazard lights
- Contact scrapers (D:Steel)
- BOMAG Evib-Meter (BEM)
- TERRAMETER BTM prof
- BCM 05 Documentation system
- Special painting
- Environmentally compliant hydraulic oil
- Air condition
- Sun roof
- Warning, information and operation displays
- Padfoot segment kit (D)
- Radio (Bluetooth)
- Protective ventilation system

TECHNICAL DATA

Weights

Grossweight	kg
Operating weight CECE w. ROPS-cabin	kg
Axle load, drum CECE	kg
Axle load, wheels CECE	kg
Static linear load CECE	kg/cm

Dimensions

Working width	mm
Track radius, inner	mm

Driving Characteristics

Speed (1)	km/h
Speed (2)	km/h
Speed (3)	km/h
Speed (4)	km/h
Max. gradeability without/with vibr.	%

Drive

Engine manufacturer	
Type	
Emission stage	
Cooling	
Number of cylinders	
Performance ISO 3046	kW
Performance SAE J 1995	hp
Speed	min-1
Fuel	
Electric equipment	V
Drive system	
Drum driven	

Drums and Tyres

Number of pad feet	
Area of one pad foot	cm ²
Height of pad feet	mm
Tyre size	

Brakes

Service brake	
Parking brake	

Steering

Steering system	
Steering method	
Steering / oscillating angle +/-	grad

Exciter system

Drive system	
Frequency	Hz
Amplitude	mm
Centrifugal force	kN
Centrifugal force	t

Capacities

Fuel	l
------------	---

BOMAG BW 219 D-4

20.780
19.050
12.800
6.250
60,1

2.130
3.890

0- 3,0
0- 4,0
0- 7,0
0- 11,0
50/48

Deutz
TCD 2012 L06
Stage IIIa / TIER3
water
6
150,0
201,0
2.200
diesel
12
hydrost.
standard

23.1-26/12PR

hydrost.
hydromec.

oscil.artic.
hydrost.
35/12

hydrost.
26/31
2,00/1,10
314/240
32,0/24,5

340,0

BOMAG BW 219 PD-4

19.540
19.390
13.140
6.250

2.130
3.890

0- 3,0
0- 4,0
0- 7,0
0- 11,0
52/50

Deutz
TCD 2012 L06
Stage IIIa / TIER3
water
6
150,0
201,0
2.200
diesel
12
hydrost.
standard

150
137
100
23.1-26/12PR

hydrost.
hydromec.

oscil.artic.
hydrost.
35/12

hydrost.
26/31
1,70/1,10
314/240
32,0/24,5

340,0

SINGLE DRUM ROLLERS

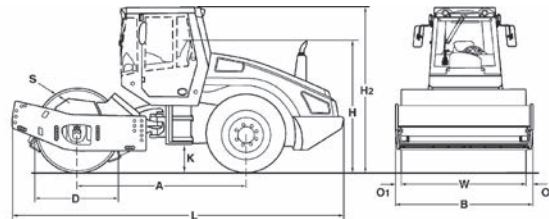
BW 226 DH-4 - Tier 3



Fields of application:

Heavy duty compaction work on thick fill materials. D-series models are suitable for the compaction of hydraulically bound materials, sand, gravel, crushed rock, semi-cohesive soil and rock. PD models are ideally suited for use on heavy cohesive soils with high water contents. H series models have high climbing capabilities and powerful torque-drives.

PRE 582 36 010



Dimensions in mm

	A	B	D	H	H2	K	L	O1	O2	S	W
BW 226 DH-4	3355	2440	1700	2300	3072	430	6582	155	155	40	2130



Standard Equipment

- BOMAG ECOMODE
- Anti Slip Control (ASC)
- Warning, information and operation displays with LCD
- Hydrostatic travel and vibration drive
- Hydrostatic articulated steering
- Articulated joint lock
- Rear axle with twin spring accumulator brakes
- No-Spin differential lock
- Warning horn
- Single lever control for travel and vibration
- Shock-mounted swivel seat, adjustable in height and length
- Contact scrapers (Plastic)
- Emergency STOP
- Noise insulation
- Back-up warning system



Optional Equipment

- Cabin with air conditioning
- Evib compaction meter
- Working lights

TECHNICAL DATA

Weights

Grossweight	kg	27.100
Operating weight CECE w. ROPS-cabin	kg	25.210
Axle load, drum CECE	kg	17.040
Axle load, wheels CECE	kg	8.170
Static linear load CECE	kg/cm	80,0

Dimensions

Working width	mm	2.130
Width (wheels)	mm	2.370
Track radius, inner	mm	3.950

Driving Characteristics

Speed	km/h	0- 10,0
Max. gradeability without/with vibr.	%	48/45

Drive

Engine manufacturer		Deutz
Type		TCD 2012 L06
Emission stage		Stage IIIa / TIER3
Cooling		water
Number of cylinders		6
Performance ISO 3046	kW	150,0
Performance SAE J 1995	hp	201,0
Speed	min-1	2.200
Fuel		diesel
Electric equipment	V	12
Drive system		hydrost.
Drum driven		standard

Drums and Tyres

Tyre size		23.5-25/16PR
-----------------	--	--------------

Brakes

Service brake		hydrost.
Parking brake		hydromec.

Steering

Steering system		oscil.artic.
Steering method		hydrost.
Steering / oscillating angle +/-	grad	35/12

Exciter system

Drive system		hydrost.
Frequency	Hz	26/26
Amplitude	mm	1,90/1,00
Centrifugal force	kN	330/173
Centrifugal force	t	33,7/17,6

Capacities

Fuel	l	340,0
------------	---	-------

BOMAG BW 226 DH-4

SINGLE DRUM ROLLERS

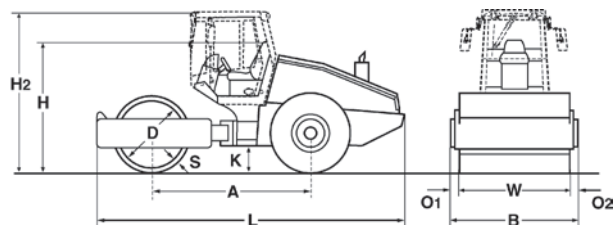
BW 211 D-40, BW 211 PD-40



Fields of application:

For medium to heavy duty compaction work. D-series models are suited to the compaction of hydraulically bound material, sand, gravel, crushed rock, semi-cohesive soil and rockfill. PD models are well suited to heavy cohesive soils with high water contents.

PRE 582 42 010



Dimensions in mm

	A	B	D	H	H2	K	L	O1	O2	S	W
BW 211 D-40	2960	2250	1500	2268	2985	490	5840	60	60	25	2130
BW 211 PD-40	2960	2250	1480	2268	2985	490	5840	60	60	25	2130



Standard Equipment

- Warning, information and operation displays with round gauge
- Hydrostatic travel and vibration drive
- Hydrostatic articulated steering
- Articulated joint lock
- Rear axle with twin spring accumulator brakes
- No-Spin differential lock
- Warning horn
- Single lever control for travel and vibration
- Scrapers
- Emergency STOP
- Back-up warning system
- Operator seat



Optional Equipment

- ROPS/FOPS cabin with seat belts
- Working lights front / rear
- ROPS/FOPS with safety belt
- Comfort driver's seat
- Rotary beacon
- Padfoot segment kit (D)
- Contact scrapers
- ECONOMIZER
- BOMAG Evib-Meter (BEM)
- TERRAMETER BTM prof
- BCM 05 Documentation system
- Special painting
- Air condition
- Ballast front (700kg)
- Sun roof
- Warning, information and operation displays
- Radio (Bluetooth)
- Increased amplitude (2,2mm; 1,1mm)

TECHNICAL DATA

Weights

Grossweight	kg
Max. axle load, drum CECE	kg
Max. axle load, wheels CECE	kg
Operating weight CECE	kg
Axle load, drum CECE	kg
Axle load, wheels CECE	kg
Static linear load CECE	kg/cm
Max. static linear load CECE	kg/cm

Dimensions

Working width	mm
Track radius, inner	mm

Driving Characteristics

Speed (1)	km/h
Speed (2)	km/h
Max. gradeability without/with vibr.	%

Drive

Engine manufacturer	
Type	
Emission stage	
Cooling	
Number of cylinders	
Performance ISO 3046	kW
Performance SAE J 1995	hp
Speed	min-1
Fuel	
Electric equipment	V
Drive system	
Drum driven	

Drums and Tyres

Tyre size	
Number of pad feet	
Height of pad feet	mm
Area of one pad foot	cm ²

Brakes

Service brake	
Parking brake	

Steering

Steering system	
Steering method	
Steering / oscillating angle +/-	grad

Exciter system

Drive system	
Frequency	Hz
Amplitude	mm
Centrifugal force	kN
Centrifugal force	t

Capacities

Fuel	l
------------	---

BOMAG BW 211 D-40

13.000
8.050
4.950
9.500
5.750
3.750
27,0
37,8

2.130
3.494

0- 6,0
0- 10,0
45/43

Deutz
BF4M 2012 C
Stage II / TIER2
water
4
98,0
132,0
2.300
diesel
12
hydrost.
standard

23.1-26/12PR

hydrost.
hydromec.

oscil.artic.
hydrost.
35/12

hydrost.
30/36
1,80/0,95
236/170
24,1/17,3

250,0

BOMAG BW 211 PD-40

12.620
7.670
4.950
11.350
6.750
4.600

2.130
3.494

0- 6,0
0- 10,0
49/46

Deutz
BF4M 2012 C
Stage II / TIER2
water
4
98,0
132,0
2.300
diesel
12
hydrost.
standard

23.1-26/12PR
150
100
137

hydrost.
hydromec.

oscil.artic.
hydrost.
35/12

hydrost.
30/36
1,70/0,86
275/202
28,1/20,6

250,0

SINGLE DRUM ROLLERS

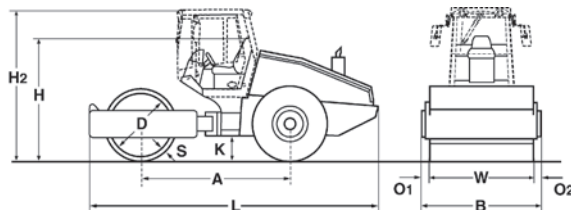
BW 212 D-40, BW 212 PD-40



Fields of application:

For medium to heavy duty compaction work. D-series models are suited to the compaction of hydraulically bound material, sand, gravel, crushed rock, semi-cohesive soil and rockfill. PD models are well suited to heavy cohesive soils with high water contents.

PRE 582 43 010



Dimensions in mm

	A	B	D	H	H2	K	L	O1	O2	S	W
BW 212 D-40	2960	2250	1500	2268	2985	490	5840	60	60	25	2130
BW 212 PD-40	2960	2250	1480	2268	2985	490	5840	60	60	25	2130



Standard Equipment

- Warning, information and operation displays with round gauge
- Hydrostatic travel and vibration drive
- Hydrostatic articulated steering
- Articulated joint lock
- Rear axle with twin spring accumulator brakes
- No-Spin differential lock
- Warning horn
- Single lever control for travel and vibration
- Scrapers
- Emergency STOP
- Back-up warning system
- Operator seat



Optional Equipment

- ROPS/FOPS cabin with seat belts
- Working lights front / rear
- ROPS/FOPS with safety belt
- Comfort driver's seat
- Rotary beacon
- Indicator and hazard lights
- Padfoot segment kit (D)
- Contact scrapers
- ECONOMIZER
- BOMAG Evib-Meter (BEM)
- TERRAMETER BTM prof
- BCM 05 Documentation system
- Special painting
- Air condition
- Ballast rear (800kg)
- Sun roof
- Warning, information and operation displays
- Radio (Bluetooth)
- Increased amplitude (2,2mm/1,1mm)
- Drum 35mm (D:+700kg) (1,9mm/275kN-1mm/198kN)

TECHNICAL DATA

Weights

Grossweight	kg
Max. axle load, drum CECE	kg
Max. axle load, wheels CECE	kg
Operating weight CECE	kg
Axle load, drum CECE	kg
Axle load, wheels CECE	kg
Static linear load CECE	kg/cm
Max. static linear load CECE	kg/cm

Dimensions

Working width	mm
Track radius, inner	mm

Driving Characteristics

Speed (1)	km/h
Speed (2)	km/h
Max. gradeability without/with vibr.	%

Drive

Engine manufacturer	
Type	
Emission stage	
Cooling	
Number of cylinders	
Performance ISO 3046	kW
Performance SAE J 1995	hp
Speed	min-1
Fuel	
Electric equipment	V
Drive system	
Drum driven	

Drums and Tyres

Tyre size	
Number of pad feet	
Height of pad feet	mm
Area of one pad foot	cm ²

Brakes

Service brake	
Parking brake	

Steering

Steering system	
Steering method	
Steering / oscillating angle +/-	grad

Exciter system

Drive system	
Frequency	Hz
Amplitude	mm
Centrifugal force	kN
Centrifugal force	t

Capacities

Fuel	l
------------	---

BOMAG BW 212 D-40

14.670
9.720
4.950
10.900
7.150
3.750
33,6
45,6

2.130
3.494

0- 6,0
0- 10,0
45/43

Deutz
BF4M 2012 C
Stage II / TIER2
water
4
98,0
132,0
2.300
diesel
12
hydrost.
standard

23.1-26/12PR

hydrost.
hydromec.

oscil.artic.
hydrost.
35/12

hydrost.
30/36
1,80/0,95
236/170
24,1/17,3

250,0

BOMAG BW 212 PD-40

13.320
8.370
4.950
12.750
8.150
4.600

2.130
3.494

0- 6,0
0- 10,0
49/46

Deutz
BF4M 2012 C
Stage II / TIER2
water
4
98,0
132,0
2.300
diesel
12
hydrost.
standard

23.1-26/12PR
150
100
137

hydrost.
hydromec.

oscil.artic.
hydrost.
35/12

hydrost.
30/36
1,70/0,86
275/202
28,1/20,6

250,0

SINGLE DRUM ROLLERS

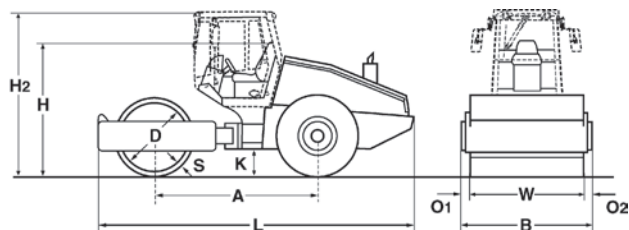
BW 213 D-40, BW 213 PD-40



Fields of application:

Heavy duty compaction on thick layers of fill materials. D-series models are suited to the compaction of hydraulically bound material, sand, gravel, crushed rock, semi-cohesive soil and rockfill. PD models are well suited to heavy cohesive soils with high water contents.

PRE 582 44 010



Dimensions in mm

	A	B	D	H	H2	K	L	O1	O2	S	W
BW 213 D-40	2960	2250	1500	2268	2985	490	5840	60	60	35	2130
BW 213 PD-40	2960	2250	1480	2268	2985	490	5840	60	60	25	2130



Standard Equipment

- Warning, information and operation displays with round gauge
- Hydrostatic travel and vibration drive
- Hydrostatic articulated steering
- Articulated joint lock
- Rear axle with twin spring accumulator brakes
- No-Spin differential lock
- Warning horn
- Single lever control for travel and vibration
- Scrapers
- Emergency STOP
- Back-up warning system
- Operator seat



Optional Equipment

- ROPS/FOPS cabin with seat belts
- Working lights front / rear
- ROPS/FOPS with safety belt
- Comfort driver's seat
- Sun roof
- Rotary beacon
- Indicator and hazard lights
- Padfoot segment kit (D)
- Contact scrapers
- ECONOMIZER
- BOMAG Evib-Meter (BEM)
- TERRAMETER BTM prof
- BCM 05 Documentation system
- Special painting
- Air condition
- Warning, information and operation displays
- Radio (Bluetooth)
- Increased amplitude (D)
(2mm/310kN-1mm/222kN)
- Ballast front (600kg)

TECHNICAL DATA

Weights

Grossweight	kg
Max. axle load, drum CECE	kg
Max. axle load, wheels CECE	kg
Operating weight CECE	kg
Axle load, drum CECE	kg
Axle load, wheels CECE	kg
Static linear load CECE	kg/cm
Max. static linear load CECE	kg/cm

Dimensions

Working width	mm
Track radius, inner	mm

Driving Characteristics

Speed (1)	km/h
Speed (2)	km/h
Max. gradeability without/with vibr.	%

Drive

Engine manufacturer	
Type	
Emission stage	
Cooling	
Number of cylinders	
Performance ISO 3046	kW
Performance SAE J 1995	hp
Speed	min-1
Fuel	
Electric equipment	V
Drive system	
Drum driven	

Drums and Tyres

Tyre size	
Number of pad feet	
Height of pad feet	mm
Area of one pad foot	cm ²

Brakes

Service brake	
Parking brake	

Steering

Steering system	
Steering method	
Steering / oscillating angle +/-	grad

Exciter system

Drive system	
Frequency	Hz
Amplitude	mm
Centrifugal force	kN
Centrifugal force	t

Capacities

Fuel	l
------------	---

BOMAG BW 213 D-40

15.040
9.990
5.050
12.450
7.850
4.600
36,9
46,9

2.130
3.494

0- 6,0
0- 10,0
45/43

Deutz
BF4M 2012 C
Stage II / TIER2
water
4
98,0
132,0
2.300
diesel
12
hydrost.
standard

23.1-26/12PR

hydrost.
hydromec.

oscil.artic.
hydrost.
35/12

hydrost.
30/36
1,90/0,96
275/202
28,1/20,6

250,0

BOMAG BW 213 PD-40

14.190
9.140
5.050
12.870
8.270
4.600

2.130
3.494

0- 6,0
0- 10,0
49/46

Deutz
BF4M 2012 C
Stage II / TIER2
water
4
98,0
132,0
2.300
diesel
12
hydrost.
standard

23.1-26/12PR
150
100
137

hydrost.
hydromec.

oscil.artic.
hydrost.
35/12

hydrost.
30/36
1,70/0,86
275/202
28,1/20,6

250,0

SINGLE DRUM ROLLER

BW 215 D-40



Fields of application:

Heavy duty compaction work on thick fill materials. D-series models are suited to the compaction of hydraulically bound material, sand, gravel, crushed rock, semi-cohesive soil and rockfill.

PRE 582 15 010



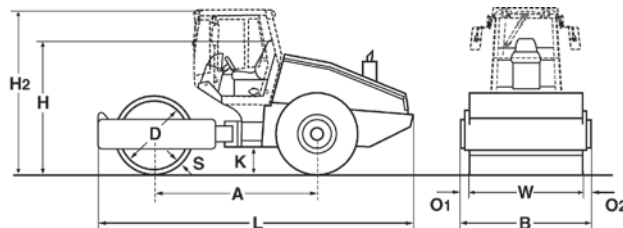
Standard Equipment

- Warning, information and operation displays with round gauge
- Hydrostatic travel and vibration drive
- Hydrostatic articulated steering
- Articulated joint lock
- Rear axle with twin spring accumulator brakes
- No-Spin differential lock
- Warning horn
- Single lever control for travel and vibration
- Scrapers
- Emergency STOP
- Back-up warning system
- Operator seat



Optional Equipment

- ROPS/FOPS cabin with seat belts
- Working lights front / rear
- ROPS/FOPS with safety belt
- Comfort driver's seat
- Rotary beacon
- Indicator and hazard lights
- Padfoot segment kit
- Contact scrapers
- ECONOMIZER
- BOMAG Evib-Meter (BEM)
- TERRAMETER BTM prof
- BCM 05 Documentation system
- Special painting
- Air condition
- Sun roof
- Warning, information and operation displays
- Radio (Bluetooth)



Dimensions in mm

	A	B	D	H	H2	K	L	O1	O2	S	W
BW 215 D-40	2960	2300	1500	2268	2985	490	5930	85	85	35	2130

TECHNICAL DATA

Weights

Grossweight	kg
Max. axle load, drum CECE	kg
Max. axle load, wheels CECE	kg
Operating weight CECE w. ROPS-cabin	kg
Axle load, drum CECE	kg
Axle load, wheels CECE	kg
Static linear load CECE	kg/cm
Max. static linear load CECE	kg/cm

Dimensions

Track radius, inner	mm
---------------------------	----

Driving Characteristics

Speed (1)	km/h
Speed (2)	km/h
Max. gradeability without/with vibr.	%

Drive

Engine manufacturer	Deutz
Type	BF4M 2012 C
Emission stage	Stage II / TIER2
Cooling	water
Number of cylinders	4
Performance ISO 3046	kW
Performance SAE J 1995	hp
Speed	min-1
Fuel	diesel
Electric equipment	V
Drive system	hydrost.
Drum driven	standard

Drums and Tyres

Tyre size	23.1-26/12PR
-----------------	--------------

Brakes

Service brake	hydrost.
Parking brake	hydromec.

Steering

Steering system	oscil.artic.
Steering method	hydrost.
Steering / oscillating angle +/-	grad

Exciter system

Drive system	hydrost.
Frequency	Hz
Amplitude	mm
Centrifugal force	kN
Centrifugal force	t

Capacities

Fuel	l
------------	---

BOMAG BW 215 D-40

15.600
9.360
6.240
14.500
8.500
6.000
39,9
39,5

3.494

0- 4,0
0- 7,0
50/48

Deutz
BF4M 2012 C
Stage II / TIER2
water
4
98,0
132,0
2.300
diesel
12
hydrost.
standard

23.1-26/12PR

hydrost.
hydromec.

oscil.artic.
hydrost.
35/12

hydrost.
30/36
1,80/0,90
275/202
28,1/20,6

250,0

SINGLE DRUM ROLLERS

BW 216 D-40, BW 216 PD-40



Fields of application:

Heavy duty compaction work on thick fill materials. D-series models are suited to the compaction of hydraulically bound material, sand, gravel, crushed rock, semi-cohesive soil and rockfill. PD models are well suited to heavy cohesive soils with high water contents.

PRE 583 39 010



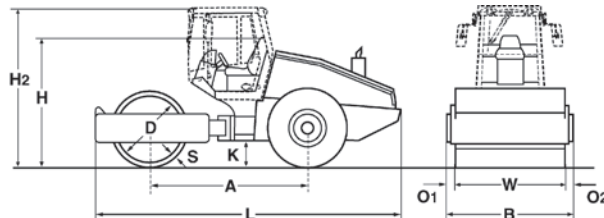
Standard Equipment

- Warning, information and operation displays with round gauge
- Hydrostatic travel and vibration drive
- Hydrostatic articulated steering
- Articulated joint lock
- Rear axle with twin spring accumulator brakes
- No-Spin differential lock
- Warning horn
- Single lever control for travel and vibration
- Scrapers
- Emergency STOP
- Back-up warning system
- Operator seat



Optional Equipment

- ROPS/FOPS cabin with seat belts
- Working lights front / rear
- ROPS/FOPS with safety belt
- Comfort driver's seat
- Rotary beacon
- Indicator and hazard lights
- Padfoot segment kit (D)
- Contact scrapers
- ECONOMIZER
- BOMAG Evib-Meter (BEM)
- TERRAMETER BTM prof
- BCM 05 Documentation system
- Special painting
- Air condition
- Sun roof
- Warning, information and operation displays
- Radio (Bluetooth)



Dimensions in mm

	A	B	D	H	H2	K	L	O1	O2	S	W
BW 216 D-40	2960	2300	1500	2268	2985	490	5930	85	85	35	2130
BW 216 PD-40	2960	2300	1480	2268	2985	490	5930	85	85	25	2130

TECHNICAL DATA

Weights

Grossweight	kg
Max. axle load, drum CECE	kg
Max. axle load, wheels CECE	kg
Operating weight CECE	kg
Axle load, drum / wheels CECE	kg
Static linear load CECE	kg/cm
Max. static linear load CECE	kg/cm

Dimensions

Track radius, inner	mm
---------------------------	----

Driving Characteristics

Speed (1)	km/h
Speed (2)	km/h
Speed (3)	km/h
Speed (4)	km/h
Max. gradeability without/with vibr.	%

Drive

Engine manufacturer	
Type	
Emission stage	
Cooling	
Number of cylinders	
Performance ISO 3046	kW
Performance SAE J 1995	hp
Speed	min-1
Fuel	
Electric equipment	V
Drive system	
Drum driven	

Drums and Tyres

Tyre size	
Number of pad feet	
Height of pad feet	mm
Area of one pad foot	cm ²

Brakes

Service brake	
Parking brake	

Steering

Steering system	
Steering method	
Steering / oscillating angle +/-	grad

Exciter system

Drive system	
Frequency	Hz
Amplitude	mm
Centrifugal force	kN
Centrifugal force	t

Capacities

Fuel	l
------------	---

BOMAG BW 216 D-40

17.100
11.700
5.400
15.200
10.200/5.000
47,9
54,9

3.494

0- 4,0
0- 5,0
0- 7,0
0- 11,0
48/45

Deutz
BF4M 1013 EC
Stage II / TIER2
water
4
114,0
153,0
2.200
diesel
12
hydrost.
standard

23.1-26/12PR

hydrost.
hydromec.

oscil.artic.
hydrost.
35/12

hydrost.
30/36
1.80/0,90
275/202
28,1/20,6

250,0

BOMAG BW 216 PD-40

16.400
11.000
5.400
15.700
10.700/5.000

3.494

0- 4,0
0- 5,0
0- 7,0
0- 11,0
50/47

Deutz
BF4M 1013 EC
Stage II / TIER2
water
4
114,0
153,0
2.200
diesel
12
hydrost.
standard

23.1-26/12PR


hydrost.
hydromec.

oscil.artic.
hydrost.
35/12

hydrost.
30/36
1.70/0,86
275/202
28,1/20,6

250,0

SINGLE DRUM ROLLER BW 218 D-40



Fields of application:

Heavy duty compaction work on thick fill materials. D-series models are suited to the compaction of hydraulically bound material, sand, gravel, crushed rock, semi-cohesive soil and rockfill.

PRE 583 41 010



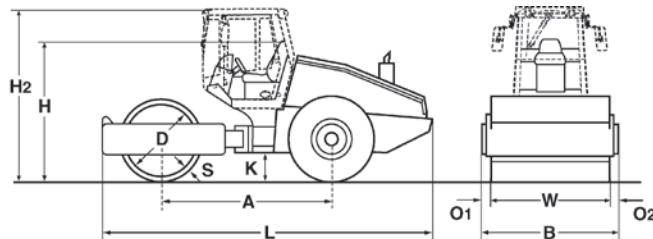
Standard Equipment

- Warning, information and operation displays with round gauge
- Hydrostatic travel and vibration drive
- Hydrostatic articulated steering
- Articulated joint lock
- Rear axle with twin spring accumulator brakes
- No-Spin differential lock
- Warning horn
- Single lever control for travel and vibration
- Scrapers
- Emergency STOP
- Back-up warning system
- Operator seat



Optional Equipment

- ROPS/FOPS cabin with seat belts
- Working lights front / rear
- ROPS/FOPS with safety belt
- Comfort driver's seat
- Rotary beacon
- Indicator and hazard lights
- Padfoot segment kit
- Contact scrapers
- ECONOMIZER
- BOMAG Evib-Meter (BEM)
- TERRAMETER BTM prof
- BCM 05 Documentation system
- Special painting
- Air condition
- Sun roof
- Warning, information and operation displays
- Radio (Bluetooth)



Dimensions in mm

	A	B	D	H	H2	K	L	O1	O2	S	W
BW 218 D-40	2960	2480	1500	2268	2985	490	5930	175	175	35	2130

TECHNICAL DATA

Weights

Grossweight	kg
Max. axle load, drum CECE	kg
Max. axle load, wheels CECE	kg
Operating weight CECE	kg
Axle load, drum CECE	kg
Axle load, wheels CECE	kg
Static linear load CECE	kg/cm
Max. static linear load CECE	kg/cm

Dimensions

Track radius, inner	mm
---------------------------	----

Driving Characteristics

Speed (1)	km/h
Speed (2)	km/h
Speed (3)	km/h
Speed (4)	km/h
Max. gradeability without/with vibr.	%

Drive

Engine manufacturer	Deutz
Type	BF4M 1013 EC
Emission stage	Stage II / TIER2
Cooling	water
Number of cylinders	4
Performance ISO 3046	kW
Performance SAE J 1995	hp
Speed	min-1
Fuel	diesel
Electric equipment	V
Drive system	hydrost.
Drum driven	standard

Drums and Tyres

Tyre size	23.1-26/12PR
-----------------	--------------

Brakes

Service brake	hydrost.
Parking brake	hydromec.

Steering

Steering system	oscil.artic.
Steering method	hydrost.
Steering / oscillating angle +/-	grad

Exciter system

Drive system	hydrost.
Frequency	Hz
Amplitude	mm
Centrifugal force	kN
Centrifugal force	t

Capacities

Fuel	l
------------	---

BOMAG BW 218 D-40

19.100
13.400
5.700
17.200
12.000
5.200
56,3
62,9

3.494

0- 4,0
0- 5,0
0- 7,0
0- 11,0
48/45

Deutz
BF4M 1013 EC
Stage II / TIER2
water
4
114,0
153,0
2.200
diesel
12
hydrost.
standard

23.1-26/12PR

hydrost.
hydromec.

oscil.artic.
hydrost.
35/12

hydrost.
30/36
1,80/0,90
275/202
28,1/20,6

250,0

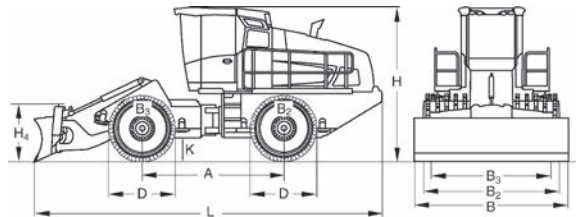
SOIL COMPACTOR BC 473 EB-3



Fields of application:

Soil compactors are used for spreading and compaction work on large-scale construction sites and are designed to compact mixed and cohesive soils in thin to medium layer thicknesses. BOMAG soil compactors can be modified on-site with a choice of wheel types and dozer blades.

PRE 930 15 010



Dimensions in mm

	A	B	B2	B3	D	H	H4	K	L
BC 473 EB-3	3500	3600	3560	3335	1580	3820	1027	600	8990



Standard Equipment

- Electronic engine management
 - Electronic monitoring module with engine shut-down
 - Dry air filter
 - Multi fuel filter system
 - Fuel bleeding pump
 - Four wheel drives, hydraulic differential lock in the front and rear (Twin pump drive)
 - Wear control in hydraulic circuit
 - Oscillating articulated joint between front and rear frames
 - Premium compaction wheels with highly wear resistant teeth*
 - Adjustable scrapers in front of and behind each wheel
 - All drive components well protected by the closed frame pan
 - Blade 3600 mm / tilting mechanism*
 - ROPS/FOPS
 - Noise insulated cab with automatic heating – air conditioning
 - Vibration insulated cab suspension
 - Safety glass cabin window panes
 - Sun visor
 - Hinged window left
 - Windscreen wiper / washer front
 - Outside rear mirrors
 - Activated carbon filter
 - High air intake
 - Air suspended seat
 - Control unit for dozer blade and travel direction control beside the driver's seat
 - Joystick steering
 - Display instruments
 - Lockable cabin and engine hood
 - 24 V electrics
 - Generator 80 A
 - Battery disconnecting switch
 - Working lights, 4 front / 2 rear
 - Audible backup alarm
 - Warning horn
 - Access steps right / left
 - Towing eyes front / rear
 - Heated rear screens
 - Reversible fan
 - Working platform
 - Rearview camera
 - TELEMATIC POWER
- * must be ordered separately



Optional Equipment

- Central lubrication system
- CD-Radio
- Pre start cabin heating
- Rotary beacon
- Fire extinguisher
- Special painting
- Environmentally compliant hydraulic oil
- Electrical anti-theft system with numerical code
- Protective ventilation system (Pre-installation)
- Tool kit
- Protective grille for cabin
- Climatronic
- Tachograph
- LED Working head lights

TECHNICAL DATA

Weights

Grossweight	kg
Operating weight CECE	kg
Axle load, front CECE	kg
Axle load, rear CECE	kg

Driving Characteristics

Speed (1), forward	km/h
Speed (1), reverse	km/h
Speed (2), forward	km/h
Speed (2), reverse	km/h
Max. gradeability (dep. on soil con.)	%
Max. pushing force	kN

Drive

Engine manufacturer	
Type	
Emission stage	
Cooling	
Number of cylinders	
Performance ISO 9249	kW
Performance SAE J 1349	hp
Speed	min-1
Travel system	
Operating voltage	V

Compaction Wheels

Width, front	mm
Width, rear	mm
Outer diameter (front)	mm
Outer diameter (rear)	mm
Number of teeth/cutters, front	
Number of teeth/cutters, rear	
Compaction coverage per side	mm

Brakes

Service brake	
Parking brake	

Steering

Steering system	
Steering method	
Steering angle +/-	grad
Oscillating angle +/-	grad
Track radius, inner	mm

Dozer Blade

Height adjustment over ground level	mm
Height adjustment below ground level	mm

Capacities

Fuel	l
Hydraulic oil	l

BOMAG BC 473 EB-3

26.500
25.700
12.750
12.950

0- 4,5
0- 4,5
0- 12,0
0- 12,0
100
281

Deutz
TCD 2013 L06 4V
Stage IIIa / TIER3
Liquid
6
227,0
304,0
2.200
hydrost.
24

1.125
1.125
1.580
1.580
60
60
1.238

hydrost.
hydromec.

oscil.artic.
hydraulic
35
15
3.762

1.200
120

375,0
260,0

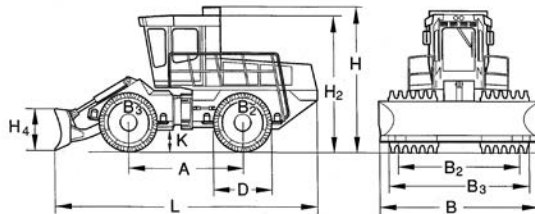
SOIL COMPACTOR BC 772 EB-2



Fields of application:

Soil compactors are used for spreading and compaction work on large-scale construction sites and are designed to compact mixed and cohesive soils in thin to medium layer thicknesses. BOMAG soil compactors can be modified on-site with a choice of wheel types and dozer blades.

PRE 570 90 010



Dimensions in mm

	A	B	B2	B3	D	H	H2	H4	K	L
BC 772 EB-2	3500	3800	3550	3775	1580	4120	3820	1050	600	8120



Standard Equipment

- Soil compactor dozer blade (3800 mm)*
 - Special soil compaction wheels with padfeet*
 - Adjustable scrapers in front of and behind each wheel
 - Engine complying with exhaust gas standard TIER III
 - Electronic engine management
 - Electronic monitoring module with engine shut-down
 - Engine air intake at a height of 4 m
 - Cold starting system
 - 3-stage fuel filter system
 - Fuel bleeding pump
 - Hydraulic all-wheel drive (Quad pump drive)
 - Wear control in hydraulic circuit
 - Oscillating articulated joint between front and rear frames
 - Automatic central lubrication system
 - Protection of all power train components by a armoured belly pan
 - Wire deflector and drive protection on inner side of wheels
 - ROPS/FOPS
 - Noise insulated cab
 - Vibration insulated cab suspension
 - Cab ventilation with overpressure
 - Activated charcoal filter for odour restriction
 - Tinted safety glass panes
 - Sun shades
 - Sliding windows on both sides
 - Front / rear windscreen washer system
 - Outside and inside rear mirrors
 - Heated outside mirror
 - Air cushioned seat with seat belts acc. to ISO 6683
 - Seat heating
 - Control unit for dozer blade and travel direction integrated in driver's seat
 - Adjustable joystick steering
 - Display instruments
 - CD-Radio
 - Battery disconnecting switch
 - LED Working lights, 6 front / 4 rear
 - Rotary beacon
 - Audible backup alarm
 - Warning horn
 - Access steps right / left
 - Towing eyes front / rear
 - Reversing monitor
 - Reversible fan
 - TELEMATIC POWER
- * must be ordered separately



Optional Equipment

- Dozer blade with tilting mechanism
- Pre start cabin heating
- Fire extinguisher
- Special painting
- Environmentally compliant hydraulic oil
- Lockable hood lock (anti-theft protection)
- Tool kit
- Tachograph
- Automatic heating - air conditioning

TECHNICAL DATA

Weights

Operating weight CECE	kg	35.300
Axle load, front CECE	kg	17.300
Axle load, rear CECE	kg	18.000

Driving Characteristics

Speed (1), forward	km/h	0- 4,5
Speed (1), reverse	km/h	0- 4,5
Speed (2), forward	km/h	0- 7,5
Speed (2), reverse	km/h	0- 7,5
Speed (3), forward	km/h	0- 12,0
Speed (3), reverse	km/h	0- 12,0
Max. gradeability (dep. on soil con.)	%	100

Drive

Engine manufacturer		Deutz
Type		TCD 2015 V06
Emission stage		Stage IIIa / TIER3
Cooling		water
Number of cylinders		6
Performance ISO 9249	kW	330,0
Performance SAE J 1349	hp	420,0
Speed	min-1	2.100
Travel system		hydrost.
Number of travel motors		4
Operating voltage	V	24

Compaction Wheels

Width, front	mm	1.350
Width, rear	mm	1.125
Outer diameter (front)	mm	1.580
Outer diameter (rear)	mm	1.580
Number of teeth/cutters, front		72
Number of teeth/cutters, rear		60
Compaction coverage per side	mm	1.350

Brakes

Service brake		hydrost.
Parking brake		hydromec.
Emergency brake		hydromec.

Steering

Steering system		oscil.artic.
Steering method		hydraulic
Steering angle +/-	grad	40
Oscillating angle +/-	grad	15
Track radius, inner	mm	3.090

Dozer Blade

Height adjustment over ground level	mm	1.200
Height adjustment below ground level	mm	120

Capacities

Fuel	l	500,0
Engine oil	l	36,0
Hydraulic oil	l	350,0

BOMAG BC 772 EB-2

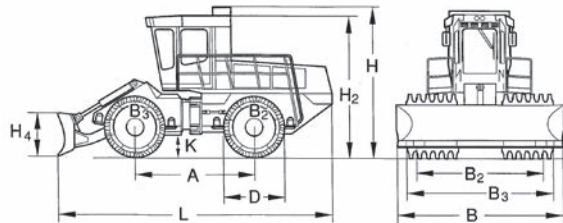
SOIL COMPACTOR BC 772 EB-4



Fields of application:

Soil compactors are used for spreading and compaction work on large-scale construction sites and are designed to compact mixed and cohesive soils in thin to medium layer thicknesses. BOMAG soil compactors can be modified on-site with a choice of wheel types and dozer blades.

PRE 570 94 010



Dimensions in mm

	A	B	B2	B3	D	H	H2	H4	K	L
BC 772 EB-4	3500	3800	3550	3775	1660	4120	3820	1950	600	8370



Standard Equipment

- Electronic engine management
 - Electronic monitoring module with engine shut-down
 - Engine air intake at a height of 4 m
 - Dry air filter
 - Cold starting system
 - Multi fuel filter system
 - Fuel bleeding pump
 - Hydraulic all-wheel drive
 - Wear control in hydraulic circuit
 - Hydraulically operated articulated steering system
 - Oscillating articulated joint between front and rear frames
 - Automatic central lubrication system
 - Compaction wheels, teeth with replaceable caps*
 - Adjustable scrapers in front of and behind each wheel
 - All drive components well protected by the closed frame pan
 - Wire deflector and drive protection on inner side of wheels
 - Soil compactor dozer blade (3800 mm)*
 - ROPS/FOPS
 - Noise insulated cab
 - Vibration insulated cab suspension
 - Cab ventilation with overpressure
 - Activated charcoal filter for odour restriction
 - Tinted safety glass panes
 - Sun shades
 - Sliding windows on both sides
 - Front / rear windscreen washer system
 - Interval switch for windscreen wiper
 - Outside and inside rear mirrors
 - Heated outside mirror
 - Air suspended seat
 - Seat heating
 - Head rest
 - TELEMATIC POWER
 - Control unit for dozer blade and travel direction control integrated in driver's seat
 - Adjustable joystick steering
 - Display instruments
 - CD-Radio
 - 24 V electrics
 - Generator 150 A
 - Battery disconnecting switch
 - Working lights, 6 front / 4 rear (LED)
 - Rotary beacon
 - Audible backup alarm
 - Warning horn
 - Access steps right / left
 - Towing eyes front / rear
 - Air condition
 - Heated rear windscreen
 - Hydr. driven, reversible and speed controlled radiator fan
 - Rearview camera
- * must be ordered separately



Optional Equipment

- Dozer blade with tilting mechanism
- Premium compaction wheels with highly wear resistant teeth
- Pre start cabin heating
- Fire extinguisher
- Special painting
- Environmentally compliant hydraulic oil
- Protective ventilation system (Pre-installation)
- Lockable hood lock (anti-theft protection)
- Tool kit
- Cold start device 115V
- Cold start device 230V

TECHNICAL DATA

Weights

Grossweight	kg
Operating weight CECE	kg
Axle load, front / rear CECE	kg

Driving Characteristics

Speed (1), forward	km/h
Speed (1), reverse	km/h
Speed (2), forward	km/h
Speed (2), reverse	km/h
Speed (3), forward	km/h
Speed (3), reverse	km/h
Max. gradeability (dep. on soil con.)	%

Drive

Engine manufacturer	
Type	
Emission stage	
Exhaust gas aftertreatment	
Cooling	
Number of cylinders	
Performance ISO 9249	kW
Performance SAE J 1349	hp
Speed	min-1
Travel system	
Operating voltage	V

Compaction Wheels

Width, front / rear	mm
Outer diameter (front)	mm
Outer diameter (rear)	mm
Number of teeth/cutters, front	
Number of teeth/cutters, rear	
Compaction coverage per side	mm

Brakes

Service brake	
Parking brake	

Steering

Steering system	
Steering method	
Steering / oscillating angle +/-	grad
Track radius, inner	mm

Dozer Blade

Height adjustment over ground level	mm
Height adjustment below ground level	mm

Capacities

Fuel	l
Engine oil	l
Hydraulic oil	l
AdBlue (DEF) ®	l

BOMAG BC 772 EB-4

36.400
35.800
17.300/18.500

0- 4,0
0- 4,0
0- 7,5
0- 7,5
0- 12,0
0- 12,0
100

Merc.-Benz
OM 471 LA
Stage IV / TIER4f
SCR
Liquid
6
340,0
456,0
1.700
hydrost.
24

1.350/1.125
1.660
1.660
72
60
1.350


hydrost.
hydromec.

oscil.artic.
hydraulic
40/15
3.090

1.200
120

500,0
39,0
350,0
95,0

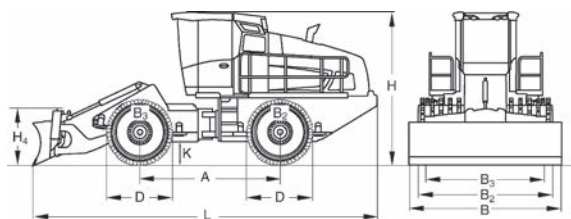
SOIL COMPACTOR BC 473 EB-5



Fields of application:

Soil compactors are used for spreading and compaction work on large-scale construction sites and are designed to compact mixed and cohesive soils in thin to medium layer thicknesses. BOMAG soil compactors can be modified on-site with a choice of wheel types and dozer blades.

PRE 930 23 010



Dimensions in mm

	A	B	B2	B3	D	H	H4	K	L
BC 473 EB-5	3500	3600	3560	3335	1580	3820	1027	600	8990



Standard Equipment

- Electronic engine management
 - Electronic monitoring module with engine shut-down
 - Dry air filter
 - Multi fuel filter system
 - Fuel bleeding pump
 - Four wheel drives, hydraulic differential lock in the front and rear (Twin pump drive)
 - Wear control in hydraulic circuit
 - Oscillating articulated joint between front and rear frames
 - Compaction wheels with highly wear resistant teeth*
 - Adjustable scrapers in front of and behind each wheel
 - All drive components well protected by the closed frame pan
 - Blade 3600 mm / tilting mechanism*
 - ROPS/FOPS
 - Noise insulated cab with heating – air conditioning
 - Vibration insulated cab suspension
 - Safety glass cabin window panes
 - Sun visor
 - Hinged window left
 - Windscreen wiper / washer front
 - Outside rear mirrors
 - Activated carbon filter
 - High air intake
 - Air suspended seat
 - Central lubrication system
 - TELEMATIC POWER
 - Joystick steering
 - Display instruments
 - Lockable cabin/engine hood
 - 24 V electrics
 - Generator 150 A
 - Battery disconnecting switch
 - Working lights, 4 front / 2 rear
 - Audible backup alarm
 - Warning horn
 - Access steps right / left
 - Towing eyes front / rear
 - Heated rear screens
 - Reversible fan
 - Working platform
 - Rearview camera
- * must be ordered separately



Optional Equipment

- CD-Radio
- Pre start cabin heating
- Rotary beacon
- Fire extinguisher
- Special painting
- Environmentally compliant hydraulic oil
- Electrical anti-theft system with numerical code
- Protective ventilation system (Pre-installation)
- Tool kit
- Protective grille for cabin
- Climatronic
- Tachograph
- LED Working head lights
- Cold start device (115V)
- Cold start device (230V)
- Protective grille, rear

TECHNICAL DATA

Weights

Grossweight	kg
Operating weight CECE	kg
Axle load, front CECE	kg
Axle load, rear CECE	kg

Driving Characteristics

Speed (1), forward	km/h
Speed (1), reverse	km/h
Speed (2), forward	km/h
Speed (2), reverse	km/h
Max. gradeability (dep. on soil con.)	%
Max. pushing force	kN

Drive

Engine manufacturer	
Type	
Emission stage	
Exhaust gas aftertreatment	
Cooling	
Number of cylinders	
Performance ISO 9249	kW
Performance SAE J 1349	hp
Speed	min-1
Travel system	
Operating voltage	V

Compaction Wheels

Width, front	mm
Width, rear	mm
Outer diameter (front)	mm
Outer diameter (rear)	mm
Number of teeth/cutters, front	
Number of teeth/cutters, rear	
Compaction coverage per side	mm

Brakes

Service brake	
Parking brake	

Steering

Steering system	
Steering method	
Steering angle +/-	grad
Oscillating angle +/-	grad
Track radius, inner	mm

Dozer Blade

Height adjustment over ground level	mm
Height adjustment below ground level	mm

Capacities

Fuel	l
Hydraulic oil	l
AdBlue (DEF) ®	l

BOMAG BC 473 EB-5

26.800
26.000
12.750
13.250

0- 4,5
0- 4,5
0- 12,0
0- 12,0
100
281

Merc. Benz/MTU
OM 936 LA
Stage V / TIER4f
SCR+DOC+DPF
Liquid
6
210,0
281,0
2.200
hydrost.
24

1.125
1.125
1.580
1.580
60
60
1.238

hydrost.
hydromec.

oscil.artic.
hydraulic
35
15
3.762

1.200
120

375,0
260,0
40,0

TABLE OF CONTENTS

Cold Planers

BM 500/15, BM 600/15 - Tier 3	282
BM 500/15, BM 600/15 - Tier 4	284
BM 1000/30, BM 1200/30, BM 1300/30 - Tier 3	286
BM 1000/30, BM 1200/30, BM 1300/30 - Tier 4	288
BM 1000/35, BM 1200/35, BM 1300/35 - Tier 3 with changed swivelling mechanism	290
BM 1000/35, BM 1200/35, BM 1300/35 - Tier 4	292
BM 2000/60-2, BM 2200/60-2	294
BM 2000/75, BM 2200/75	296

Stabilizer/Recycler

RS 360 - Tier 3	298
RS 360 - Tier 4	300
RS 460, RS 500 - Tier 3	302
RS 460, RS 500 - Tier 4	304
RS 650 - Tier 4	306
RS 600 - Tier 3	308

Lab unit

BTE 02	310
--------	-----

Additive spreader

BS 12000 PROFI	312
BS 12000	314

COLD PLANERS

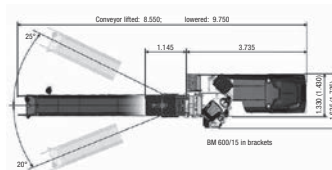
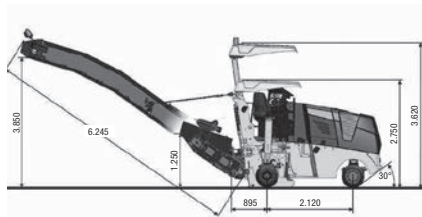
BM 500/15, BM 600/15 - Tier 3



Fields of application:

The new BOMAG BM 500/15 is pure BOMAG: featuring innovative technology, robust design and extended service life, the best paving quality and intelligent fine detail. Easy operation and ultimate operator comfort plus simple maintenance combine to give the soundest return on your investment. Derived from the BM 500/15 model, the BM 600/15 boasts some unique features. With the transportation costs, space requirements, manoeuvrability and maintenance costs of the 500/15, this unit offers 20% more surface coverage making it ideal for any paving contract valued on square meterage.

PRE 882 01 010



Milling technology

- Milling Drum LA15
- 3 Milling-Drum-speeds
- Proportional adjustable water injection
- Automatic water-saving device
- Wear-free, digital Milling-depth-display
- Proportional Milling-depth-adjustment
- Two proportional speeds for Milling-depthadjustment
- Hydraulically operated side-plates
- Hydraulically operated front mouldboard
- Rear mouldboard with adjustable pre-load-pressure
- Right side-plate for fast Drum-exchange
- Automatic load-control
- Automatic distribution of traction

Drive Systems

- 3-Wheel drive
- Right rear wheel foldable from operator place
- Variable transport speed
- Variable operating speed
- Mechanical Drum drive

Operation comfort

- Fully vibration-isolated operator-platform
- Comfort-workstation for sitting operation
- Seat heating
- Ergonomic adjustable operator seat, 45° to slew
- Ergonomic adjustable steering wheel / column
- Height- adjustable arm-rest with integrated ergonomic operation panel
- Self-explanatory, well-arranged dashboard
- Large storage at ground level
- Service- and maintenance-points ergonomic concentrated

Safety & environmental protection

- Whisper-package for noise elimination
- Liquid cooled engine following latest emission rules
- Back-up-alarm
- Two driving lights
- variable working-lights
- Rotary-beacon
- CE-conform safety-package with emergency-stop-switches
- Mirror
- Vandalism protection



Optional

Basic machine

- 4-Wheel-version
- Weather protection roof
- Splitted Scraper
- Port for hydraulik breaker
- Road lights
- Additional working-light, plug in
- Additional working-light, magnet base
- Special colour
- Biodegradable hydraulic oil

Milling technology

- Milling-Drum 600 LA15
- POWER DRUM 500 LA20
- Fine Milling-Drum 600 LA6
- Milling drum 500 LA15
- POWER DRUM 600 LA20
- Fine Milling-Drum 500 LA6
- Milling drum 400 LA14
- Milling drum 300 LA14

Loading-system

- Conveyor, long
- Conveyor, long, hyd. foldable
- Conveyor, short

Automatic Levelling systems

- Levelling Basic, levelling-display, wire-rop sensor, controller (single grade)
- Levelling Advanced 1, additional wire-rop sensor (dual grade)
- Levelling Advanced 2, slope sensor

Others

- Hydraulicbreaker
- Transport trailer

TECHNICAL DATA

Milling Drum

Milling width max	
Milling depth	mm
Milling line space	mm
Cutting diameter, tools	mm
Number of Tools	
Milling drum speed	min ⁻¹

Drive

Engine Manufacturer	
Type	
Emission stage	
Cooling	
Number of Cylinders / Displacement	cm ³
Power	kW / PS
Engine Speed	U/min
Electrical Equipment, Generato	V / A
Battery	V / Ah

Driving Characteristics

Milling-radius 3-Wheels	mm
Milling-radius 4-Wheels	mm
Transport speed	km/h
Working speed	m/min

Wheels

Type of wheels	
Rear wheel size (Ø x B)	mm
Front wheel size 3-Wheels (Ø x B)	mm
Front wheel size 4-Wheels (Ø x B)	mm

Capacities

Fuel	l
Water	l
Hydraulic oil	l

Loading-system

Max. operating weight (incl. Options)	mm
Operating weight, CECE (with conveyor)	m ³ /h
Basic weight (3-Wheels, Drum 500, w/o conveyor)	mm

Weights

Max. operating weight (incl. Options)	kg
Operating weight, CECE (with conveyor)	kg
Basic weight (3 wheels, Drum 500, w/o conveyor)	kg

Weights, Options

Additional weight 4-Wheel Version	kg
Additional weight weather protection roof	kg
Additional weight split scraper	kg
Conveyor, long	kg
Conveyor, short	kg

Transport dimensions

Machine, L x B x H (Wheel folded in, w/o Canopy)	mm
Machine, L x B x H (with canopy)	mm
Conveyor, long, L x B x H	mm
Conveyor, short, L x B x H	mm
Max. distance of loading ramps (3-Wheels)	mm

BOMAG BM 500/15

500
0 – 210
15 mm
700 mm
58
variable, 115,
130, 145

Deutz
TCD 2012
3a / 3
Liquid cooled
4 / 4000
92 / 125
2100
24 / 80
2 x 12 / 88

245
245
0 – 6
0 – 80 variable

Solid rubber
560 x 254
560 x 254
560 x 203

230
600
100

400
85
3.850

8.400
7.600
6.700

210
164
50
520
120

3.735 x 1.330 x 2.500
3.735 x 1.635 x 2.750
6.247 x 824 x 1.010
1.200 x 824 x 1.010
700

BOMAG BM 600/15

600
0 – 210
15
700
64
variable, 115,
130, 145

Deutz
TCD 2012
3a / 3
Liquid cooled
4 / 4000
92 / 125
2100
24 / 80
2 x 12 / 88

245
245
0 – 6
0 – 80 variable

Solid rubber
560 x 254
560 x 254
560 x 203

230
600
100

400
85
3.850

8.500
7.700
6.800

210
164
50
520
120

3.735 x 1.430 x 2.500
3.735 x 1.735 x 2.750
6.247 x 824 x 1.010
1.200 x 824 x 1.010
700

COLD PLANERS

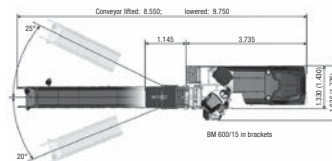
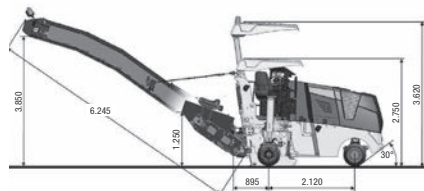
BM 500/15, BM 600/15 - Tier 4



Fields of application:

The new BOMAG BM 500/15 is pure BOMAG: featuring innovative technology, robust design and extended service life, the best paving quality and intelligent fine detail. Easy operation and ultimate operator comfort plus simple maintenance combine to give the soundest return on your investment. Derived from the BM 500/15 model, the BM 600/15 boasts some unique features. With the transportation costs, space requirements, manoeuvrability and maintenance costs of the 500/15, this unit offers 20% more surface coverage making it ideal for any paving contract valued on square meterage.

PRE 882 04 010



Standard

Milling technology

- Milling Drum LA15
- 3 Milling-Drum-speeds
- Proportional adjustable water injection
- Automatic water-saving device
- Wear-free, digital Milling-depth-display
- Proportional Milling-depth-adjustment
- Two proportional speeds for Milling-depthadjustment
- Hydraulically operated side-plates
- Hydraulically operated front mouldboard
- Rear mouldboard with adjustable pre-load-pressure
- Right side-plate for fast Drum-exchange
- Automatic load-control
- Automatic distribution of traction

Drive Systems

- 3-Wheel drive
- Right rear wheel foldable from operator place
- Variable transport speed
- Variable operating speed
- Mechanical Drum drive

Operation comfort

- Fully vibration-isolated operator-platform
- Comfort-workstation for sitting operation
- Seat heating
- Ergonomic adjustable operator seat, 45° to slew
- Ergonomic adjustable steering wheel / column
- Height- adjustable arm-rest with integrated ergonomic operation panel
- Self-explanatory, well-arranged dashboard
- Large storage at ground level
- Service- and maintenance-points ergonomic concentrated

Safety & environmental protection

- Whisper-package for noise elimination
- Liquid cooled engine following latest emission rules
- Back-up-alarm
- Two driving lights
- variable working-lights
- Rotary-beacon
- CE-conform safety-package with emergency-stop-switches
- Mirror
- Vandalism protection



Optional

Basic machine

- 4-Wheel-version
- Weather protection roof
- Spilted Scraper
- Port for hydraulik breaker
- Road lights
- Additional working-light, plug in
- Additional working-light, magnet base
- Special colour
- Biodegradable hydraulic oil

Milling technology

- Milling-Drum 600 LA15
- POWER DRUM 500 LA20
- Fine Milling-Drum 600 LA6
- Milling drum 500 LA15
- POWER DRUM 600 LA20
- Fine Milling-Drum 500 LA6
- Milling drum 400 LA14
- Milling drum 300 LA14

Loading-system

- Conveyor, long
- Conveyor, long, hyd. foldable
- Conveyor, short

Automatic Levelling systems

- Levelling Basic, levelling-display, wire-rope sensor, controller (single grade)
- Levelling Advanced 1, additional wire-rope sensor (dual grade)
- Levelling Advanced 2, slope sensor

Others

- Hydraulicbreaker
- Transport trailer

TECHNICAL DATA

Milling Drum

Milling width max	mm
Milling depth	mm
Milling line space	mm
Cutting diameter, tools	mm
Number of Tools	
Milling drum speed	min ⁻¹

Drive

Engine Manufacturer	
Type	
Emission stage	
Cooling	
Number of Cylinders / Displacement	cm ³
Power	kW / P:
Engine Speed	U/min
Electrical Equipment, Generato	V / A
Battery	V / Ah

Driving Characteristics

Milling-radius 3-Wheels	mm
Milling-radius 4-Wheels	mm
Transport speed	km/h
Working speed	m/min

Wheels

Type of wheels	
Rear wheel size (Ø x B)	mm
Front wheel size 3-Wheels (Ø x B)	mm
Front wheel size 4-Wheels (Ø x B)	mm

Capacities

Fuel	l
Water	l
Hydraulic oil	l

Loading-system

Max. operating weight (incl. Options)	mm
Operating weight, CECE (with conveyor)	m ³ /h
Basic weight (3-Wheels, Drum 500, w/o conveyor)	mm

Weights

Max. operating weight (incl. Options)	kg
Operating weight, CECE (with conveyor)	kg
Basic weight (3 wheels, Drum 500, w/o conveyor)	kg

Weights, Options

Additional weight 4-Wheel Version	kg
Additional weight weather protection roof	kg
Additional weight split scraper	kg
Conveyor, long	kg
Conveyor, short	kg

Transport dimensions

Machine, L x B x H (Wheel folded in, w/o Canopy)	mm
Machine, L x B x H (with canopy)	mm
Conveyor, long, L x B x H	mm
Conveyor, short, L x B x H	mm
Max. distance of loading ramps (3-Wheels)	mm

BOMAG BM 500/15

500
0 – 210
15 mm
700 mm
58
variable, 115,
130, 145

Deutz
TCD4.1
5 / 4f
Liquid cooled
4 / 4000
105 / 143
2100
24 / 80
2 x 12 / 88

245
245
0 – 6
0 – 80 variable

Solid rubber
560 x 254
560 x 254
560 x 203

230
600
100

400
85
3.850

8.500
7.700
6.800

210
164
50
520
120

3.735 x 1.330 x 2.500
3.735 x 1.635 x 2.750
6.247 x 824 x 1.010
1.200 x 824 x 1.010
700

BOMAG BM 600/15

600
0 – 210
15
700
64
variable, 115,
130, 145

Deutz
TCD4.1
5 / 4f
Liquid cooled
4 / 4000
105 / 143
2100
24 / 80
2 x 12 / 88

245
245
0 – 6
0 – 80 variable

Solid rubber
560 x 254
560 x 254
560 x 203

230
600
100

400
85
3.850

8.600
7.800
6.900

210
164
50
520
120

3.735 x 1.430 x 2.500
3.735 x 1.735 x 2.750
6.247 x 824 x 1.010
1.200 x 824 x 1.010
700

COLD PLANERS

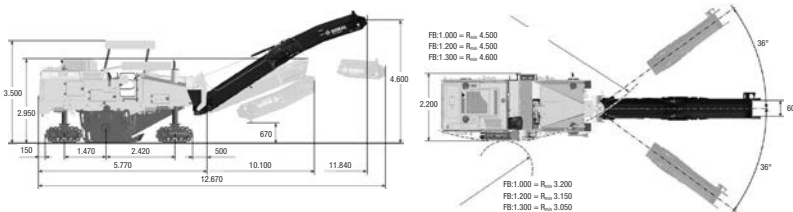
BM 1000/30, BM 1200/30, BM 1300/30 - Tier 3



Fields of application:

The cold milling machines BM 1000/30, BM 1200/30 and BM 1300/30 are designed for selective milling of lane and ground linings. Due to their clear arrangement and manoeuvrability, they are especially suited for agricultural roads and inner-city work including work on roundabouts. The maximum milling depth of 320 mm and the lateral arrangement of the milling rotor allows milling right up to the curb or walls.

PRE 836 55 010



Standard

Milling technology

- Milling Drum LA15
- BOMAG BMS 15 exchangeable toolholder
- Proportional adjustable water injection
- Levelling, 2 sides + slope
- Hydraulically operated side-plates
- Hydraulically operated front mouldboard
- Rear mouldboard with adjustable pre-load-pressure
- Automatic load-control
- Automatic distribution of traction
- Hydraulically foldable Conveyor

Drive Systems

- 4-Crawlers
- 4 crawler steerable, front or/and rear
- Crabwalk
- Automatic distribution of traction
- Variable transport speed
- Variable operating speed
- Mechanical Drum-drive

Operation comfort

- Comfort-workstation for sitting operation
- Ergonomic side-shifting of operator seat
- Self-explanatory, well-arranged dashboards
- Ground control panels
- Service- and maintenance-points ergonomic concentrated

Safety & environmental protection

- Liquid cooled engine following latest emission rules
- SCR-Cat with Add-blue
- Whisper-package for noise elimination
- Variable placeable working-lights
- Rotary-beacon
- Mirrors
- Safety-package with emergency-stop-switches
- Back-up-alarm
- Vandalism protection



Optional

Basic machine

- Weather protection roof
- Water filling pump
- High pressure cleaner
- compressed air system
- Road lights
- Special colour
- Biodegradable hydraulic oil

Milling technology

- Milling-Drum 1000, BMS15, LA15
- Milling-Drum 1200, BMS15, LA15
- Milling-Drum 1300, BMS15, LA15
- Fine-Milling-Drum 1000, BMS15, LA8
- Fine-Milling-Drum 1200, BMS15, LA8
- Fine-Milling-Drum 1300, BMS15, LA8
- POWER DRUM 1000, BMS15, LA22
- POWER DRUM 1200, BMS15, LA22
- POWER DRUM 1300, BMS15, LA22

Levelling Systems and electronic support

- BOMAG TELEMATIC

TECHNICAL DATA

Milling Drum

Milling width max	mm
Milling depth	mm
Milling line space	mm
Cutting diameter	mm
No. of Tools	
Milling Drum Speed	min ⁻¹

Drive

Engine Manufacturer	
Type	
Emission standards	
Cooling	
No. of cylinders / Displacement	cm ³
Power	kW / PS
Engine Speed	U/min
Peak Torque	Nm
Consumption at max. Torque	g/kWh
Consumption at rated Power	g/kWh
Consumption at Job-mix	l/h
Generator	V
Battery	V / Ah

Driving Characteristics

Transport-speed	km/h
Operating-speed	m/min
Crawler size L x W x H	mm

Capacities

Fuel	l
Water	l
Hydraulic	l

Loading-system

Conveyor width, inside / outside	mm
Theoretical capacity	m ³ /h
Discharge height	mm

Weights

Max. Operating weight (incl. Options)	kg
Operating weight CE	kg
Basic weight	kg

Additional weights for Options

Weather protection roof	kg
Fine-milling-drum LA8	kg

BOMAG BM 1000/30

1.000
0 - 320
15
980
99
111

CAT
C7.1 ACERT
3 / 3a
Liquid cooled
6 / 7.000
205 / 280
2.200
1.050
212
231
26
24
2 x 12 / 132

0 - 6
0 - 28
1.275 x 268 x 570

450
1.250
130

600 / 600
170
4.600

19.700
18.850
18.380

150
300

BOMAG BM 1200/30

1.200
0 - 320
15
980
115
111

CAT
C7.1 ACERT
3 / 3al
Liquid cooled
6 / 7.000
205 / 280
2.200
1.050
212
231
26
24
2 x 12 / 132

0 - 6
0 - 28
1.275 x 268 x 570

450
1.250
130

600 / 600
170
4.600

20.050
19.200
18.730

150
300

BOMAG BM 1300/30

1.300
0 - 320
15
980
121
111

CAT
C7.1 ACERT
3 / 3a
Liquid cooled
6 / 7.000
205 / 280
2.200
1.050
212
231
26
24
2 x 12 / 132

0 - 6
0 - 28
1.275 x 268 x 570

450
1.250
130

600 / 600
170
4.600

20.250
19.400
18.930

150
300

BM 1000/30

calculated for asphalt of average hardness	4	8	12	16	24	32
Rate of advance V (m/min)	18 - 24	12 - 16	9 - 12	6,5 - 9	3,5 - 5	2 - 3
Area output Ft (m ² /h) (Theoretical)	1100 - 1450	700 - 1000	550 - 700	400 - 550	200 - 300	120 - 200
Milling volume Qt (m ³ /h) (Theoretical)	44 - 58	56 - 80	66 - 84	64 - 88	48 - 72	39 - 64

BM 1200/30

calculated for asphalt of average hardness	4	8	12	16	24	32
Rate of advance V (m/min)	15 - 20	10 - 13	7 - 10	5,5 - 7,5	2,5 - 4,5	1,5 - 3
Area output Ft (m ² /h) (Theoretical)	1080 - 1440	720 - 936	504 - 720	396 - 540	180 - 324	108 - 216
Milling volume Qt (m ³ /h) (Theoretical)	43 - 57	57 - 75	60 - 86	63 - 86	43 - 77	34 - 69

BM 1300/30

calculated for asphalt of average hardness	4	8	12	16	24	32
Rate of advance V (m/min)	13 - 19	9 - 12	7 - 9	5 - 7	2,5 - 4	1 - 2,5
Area output Ft (m ² /h) (Theoretical)	1000 - 1450	700 - 950	550 - 700	400 - 550	200 - 300	80 - 200
Milling volume Qt (m ³ /h) (Theoretical)	42 - 58	56 - 76	66 - 84	64 - 88	48 - 72	26 - 64

The following factors greatly influence performance when the equipment is employed practically: Different milling material, waiting for lorries, traffic hold-ups, road installations such as manhole covers, hydrants, etc.

Technical modifications reserved. Machines may be shown with options.

COLD PLANERS

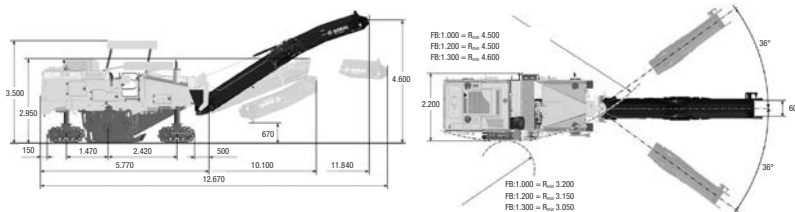
BM 1000/30, BM 1200/30, BM 1300/30 - Tier 4



Fields of application:

The cold milling machines BM 1000/30, BM 1200/30 and BM 1300/30 are designed for selective milling of lane and ground linings. Due to their clear arrangement and manoeuvrability, they are especially suited for agricultural roads and inner-city work including work on roundabouts. The maximum milling depth of 320 mm and the lateral arrangement of the milling rotor allows milling right up to the curb or walls.

PRE 836 52 010



Standard

Milling technology

- Milling Drum LA15
- BOMAG BMS 15 exchangeable toolholder
- Proportional adjustable water injection
- Levelling, 2 sides + slope
- Hydraulically operated side-plates
- Hydraulically operated front mouldboard
- Rear mouldboard with adjustable pre-load-pressure
- Automatic load-control
- Automatic distribution of traction
- Hydraulically foldable Conveyor

Drive Systems

- 4-Crawlers
- 4 crawler steerable, front or/and rear
- Crabwalk
- Automatic distribution of traction
- Variable transport speed
- Variable operating speed
- Mechanical Drum-drive

Operation comfort

- Comfort-workstation for sitting operation
- Ergonomic side-shifting of operator seat
- Self-explanatory, well-arranged dashboards
- Ground control panels
- Service- and maintenance-points ergonomic concentrated

Safety & environmental protection

- Liquid cooled engine following latest emission rules
- SCR-Cat with Add-blue
- Whisper-package for noise elimination
- Variable placeable working-lights
- Rotary-beacon
- Mirrors
- Safety-package with emergency-stop-switches
- Back-up-alarm
- Vandalism protection



Optional

Basic machine

- Weather protection roof
- Water filling pump
- High pressure cleaner
- compressed air system
- Road lights
- Special colour
- Biodegradable hydraulic oil

Milling technology

- Milling-Drum 1000, BMS15, LA15
- Milling-Drum 1200, BMS15, LA15
- Milling-Drum 1300, BMS15, LA15
- Fine-Milling-Drum 1000, BMS15, LA8
- Fine-Milling-Drum 1200, BMS15, LA8
- Fine-Milling-Drum 1300, BMS15, LA8
- POWER DRUM 1000, BMS15, LA22
- POWER DRUM 1200, BMS15, LA22
- POWER DRUM 1300, BMS15, LA22

Levelling Systems and electronic support

- BOMAG TELEMATIC

TECHNICAL DATA

Milling Drum

Milling width max	mm
Milling depth	mm
Milling line space	mm
Cutting diameter	mm
No. of Tools	
Milling Drum Speed	min ⁻¹

Drive

Engine Manufacturer	
Type	
Emission standards	
Cooling	
No. of cylinders / Displacement	cm ³
Power	kW / PS
Engine Speed	U/min
Peak Torque	Nm
Consumption at max. Torque	g/kWh
Consumption at rated Power	g/kWh
Consumption at Job-mix	l/h
Generator	V
Battery	V / Ah

Driving Characteristics

Transport-speed	km/h
Operating-speed	m/min
Crawler size L x W x H	mm

Capacities

Fuel	l
AdBlue	l
Water	l
Hydraulic	l

Loading-system

Conveyor width, inside / outside	mm
Theoretical capacity	m ³ /h
Discharge height	mm

Weights

Max. Operating weight (incl. Options)	kg
Operating weight CE	kg
Basic weight	kg

Additional weights for Options

Weather protection roof	kg
Fine-milling-drum LA8	kg

BOMAG BM 1000/30

1.000
0 – 320
15
980
99
111

CAT
C7.1 ACERT
4/4 final
Liquid cooled
6 / 7.000
205 / 280
2.200
1.257
212
231
26
24
2 x 12 / 132

0 – 6
0 – 28
1.275 x 268 x 570

450
40
1.250
130

600 / 600
170
4.600

20.000
19.150
18.715

150
300

BOMAG BM 1200/30

1.200
0 – 320
15
980
115
111

CAT
C7.1 ACERT
4/4 final
Liquid cooled
6 / 7.000
205 / 280
2.200
1.257
212
231
26
24
2 x 12 / 132

0 – 6
0 – 28
1.275 x 268 x 570

450
40
1.250
130

600 / 600
170
4.600

20.350
19.500
19.065

150
300

BOMAG BM 1300/30

1.300
0 – 320
15
980
121
111

CAT
C7.1 ACERT
4/4 final
Liquid cooled
6 / 7.000
205 / 280
2.200
1.257
212
231
26
24
2 x 12 / 132

0 – 6
0 – 28
1.275 x 268 x 570

450
40
1.250
130

600 / 600
170
4.600

20.550
19.700
19.265

150
300

BM 1000/30

calculated for asphalt of average hardness	4	8	12	16	24	32
Rate of advance V (m/min)	18 - 24	12 - 16	9 - 12	6,5 - 9	3,5 - 5	2 - 3
Area output Ft (m ² /h) (Theoretical)	1100 - 1450	700 - 1000	550 - 700	400 - 550	200 - 300	120 - 200
Milling volume Qt (m ³ /h) (Theoretical)	44 - 58	56 - 80	66 - 84	64 - 88	48 - 72	39 - 64

BM 1200/30

calculated for asphalt of average hardness	4	8	12	16	24	32
Rate of advance V (m/min)	15 - 20	10 - 13	7 - 10	5,5 - 7,5	2,5 - 4,5	1,5 - 3
Area output Ft (m ² /h) (Theoretical)	1080 - 1440	720 - 936	504 - 720	396 - 540	180 - 324	108 - 216
Milling volume Qt (m ³ /h) (Theoretical)	43 - 57	57 - 75	60 - 86	63 - 86	43 - 77	34 - 69

BM 1300/30

calculated for asphalt of average hardness	4	8	12	16	24	32
Rate of advance V (m/min)	13 - 19	9 - 12	7 - 9	5 - 7	2,5 - 4	1 - 2,5
Area output Ft (m ² /h) (Theoretical)	1000 - 1450	700 - 950	550 - 700	400 - 550	200 - 300	80 - 200
Milling volume Qt (m ³ /h) (Theoretical)	42 - 58	56 - 76	66 - 84	64 - 88	48 - 72	26 - 64

The following factors greatly influence performance when the equipment is employed practically: Different milling material, waiting for lorries, traffic hold-ups, road installations such as manhole covers, hydrants, etc.

Technical modifications reserved. Machines may be shown with options.

COLD PLANERS

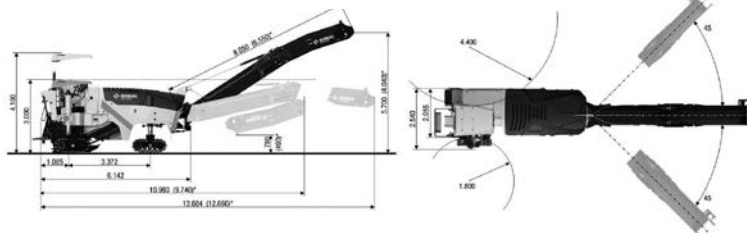
BM 1000/35, BM 1200/35, BM 1300/35 - Tier 3
with changed swivelling mechanism



Fields of application:

The cold milling machines BM 1000/35, BM 1200/35 and BM 1300/35 are designed for selective milling of lane and ground linings. Due to their clear arrangement and manoeuvrability, they are especially suited for agricultural roads and inner-city work including work on roundabouts. The maximum milling depth of 330 mm and the lateral arrangement of the milling rotor allows milling right up to the curb or walls.

PRE 883 03 010



Standard

Milling technology

- Milling Drum LA15
- BOMAG BMS 15 exchangeable toolholder
- 3 Milling-Drum-speeds
- Proportional adjustable water injection
- Automatic water saving device
- Water filling pump
- Wear-free, digital Milling depth display
- Proportional Milling depth adjustment
- Two proportional speeds for Milling-depth-adjustment
- Hydraulically operated side-plates
- Hydraulically operated front mouldboard
- Rear mouldboard with adjustable pre-load-pressure
- Right side-plate for fast Drum-exchange
- Automatic load-control
- Automatic distribution of traction
- Hydraulically foldable Conveyor

Drive Systems

- 4-Crawlers
- Changed swivelling mechanism: Rear right track chain can be swivelled in front of the milling drum fully automatically by means of a gear
- Rear right crawler steerable
- Variable transport speed
- Variable operating speed
- Mechanical Drum-drive

Operation comfort

- Fully vibration-isolated operator-platform
- Comfort-workstation for sitting operation
- Ergonomic adjustable operator seat, 45° to slew
- Ergonomic adjustable steering wheel / column
- Height-adjustable arm-rest with integrated ergonomic operation panel
- Self-explanatory, well-arranged dashboard
- Large storage at ground level
- Service- and maintenance-points ergonomic concentrated

Safety & environmental protection

- Whisper-package for noise elimination
- Liquid cooled engine following latest emission rules
- Variable placeable working-lights
- Rotary-beacon
- Mirror
- Back-up-alarm
- Vandalism protection



Optional

Basic machine

- Weather protection roof
- High pressure cleaner
- Dust reduction system
- Auxiliary Drum Drive for easy tool exchange
- Road lights
- Additional working-light, plug in
- Additional working-light, magnet base
- Ballast weights
- Seat heating
- Special colour
- Biodegradable hydraulic oil
- Hydraulically foldable conveyor, short
- Quick-exchange drum-system

Milling technology

- Milling-Drum 600 LA15
- Milling-Drum 900 LA15
- Milling-Drum 1000 LA15
- Milling-Drum 1200 LA15
- Milling-Drum 1300 LA15
- Fine-Milling-Drum 1000 LA8
- Fine-Milling-Drum 1200 LA8
- Fine-Milling-Drum 1300 LA8
- POWER DRUM 1000 LA22
- POWER DRUM 1200 LA22
- POWER DRUM 1300 LA22
- Splitted Scraper
- Additional Milling Drum Bearing

Levelling Systems and electronic support

- Levelling, 2 sides + slope
- Camera
- BOMAG TELEMATIC

TECHNICAL DATA

Milling Drum

Milling width max.	mm
Milling depth	mm
Milling line space	mm
Cutting diameter	mm
No. of Tools	
Milling Drum Speed	min ⁻¹
	min ⁻¹

Drive

Engine Manufacturer	
Type	
Emission standards	
Cooling	
No. of cylinders / Displacement	cm ³
Power	kW / PS
Engine Speed	U/min
Peak Torque	Nm
Consumption at rated Power	g/kWh
Consumption at Job-mix	l/h
Generator	V / A
Battery	V / Ah

Driving Characteristics

Transport-speed	km/h
Operating-speed	m/min
Crawler size L x W x H	mm

Capacities

Fuel	l
Water	l
Hydraulic	l

Loading-system

Conveyor width, inside / outside	mm
Theoretical capacity	m ³ /h
Discharge height	mm

Weights

Max. Operating weight (incl. Options)	t
Operating weight CE	t
Basic weight	t

Additional weights for Options

Weather protection roof	kg
Dust reduction	kg
Splitted Scraper	kg
Quick Drum exchange system	kg
Fine-milling-drum LA8	kg
Ballast 1, frame	kg
Ballast 2, milling compartment	kg

BOMAG BM 1000/35

1.000
0 – 330
15
980
99
variable, 85,
95, 107

MTU (Mercedes)
OM 926 L
3/3a
Liquid cooled
6 / 7.200
240 / 326
2.200
1.300
215
26
28 / 150
2 x 12 / 155

0 – 7,5
0 – 50
1.425 x 268 x 570

600
1.450
150

650 / 600
180
5.700

25,5
22,6
21,5

180
140
200
100
300
500
400

BOMAG BM 1200/35

1.200
0 – 330
15
980
115
variable, 85,
95, 107

MTU (Mercedes)
OM 926 L
3/3a
Liquid cooled
6 / 7.200
240 / 326
2.200
1.300
215
26
28 / 150
2 x 12 / 155

0 – 7,5
0 – 50
1.425 x 268 x 570

600
1.450
150

650 / 600
180
5.700

26,5
23,6
22,5

180
140
200
100
300
500
400

BOMAG BM 1300/35

1.300
0 – 330
15
980
121
variable, 85,
95, 107

MTU (Mercedes)
OM 926 L
3/3a
Liquid cooled
6 / 7.200
240 / 326
2.200
1.300
215
26
28 / 150
2 x 12 / 155

0 – 7,5
0 – 50
1.425 x 268 x 570

600
1.450
150


650 / 600
180
5.700

26,7
23,8
22,7

180
140
200
100
300
500
400

COLD PLANERS

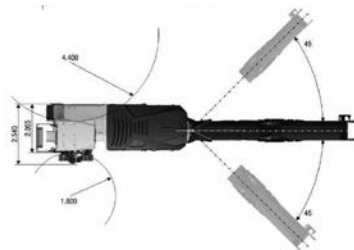
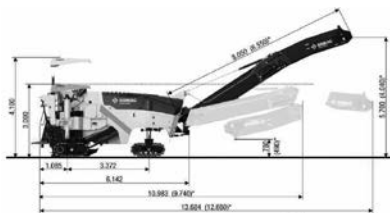
BM 1000/35, BM 1200/35, BM 1300/35 - Tier 4



Fields of application:

The cold milling machines BM 1000/35, BM 1200/35 and BM 1300/35 are designed for selective milling of lane and ground linings. Due to their clear arrangement and manoeuvrability, they are especially suited for agricultural roads and inner-city work including work on roundabouts. The maximum milling depth of 330 mm and the lateral arrangement of the milling rotor allows milling right up to the curb or walls.

PRE 883 06 010



Standard

Milling technology

- Milling Drum LA15
- BOMAG BMS 15 exchangeable toolholder
- 3 Milling-Drum-speeds
- Proportional adjustable water injection
- Automatic water saving device
- Water filling pump
- Wear-free, digital Milling depth display
- Proportional Milling depth adjustment
- Two proportional speeds for Milling-depth-adjustment
- Hydraulically operated side-plates
- Hydraulically operated front mouldboard
- Rear mouldboard with adjustable pre-load-pressure
- Right side-plate for fast Drum-exchange
- Automatic load-control
- Automatic distribution of traction
- Hydraulically foldable Conveyor

Drive Systems

- 4-Crawlers
- Changed swivelling mechanism: Rear right track chain can be swivelled in front of the milling drum fully automatically by means of a gear
- Rear right crawler steerable
- Variable transport speed
- Variable operating speed
- Mechanical Drum-drive

Operation comfort

- Fully vibration-isolated operator-platform
- Comfort-workstation for sitting operation
- Ergonomic adjustable operator seat, 45° to slew
- Ergonomic adjustable steering wheel / column
- Height-adjustable arm-rest with integrated ergonomic operation panel
- Self-explanatory, well-arranged dashboard
- Large storage at ground level
- Service- and maintenance-points ergonomic concentrated

Safety & environmental protection

- Whisper-package for noise elimination
- Liquid cooled engine following latest emission rules
- Variable placeable working-lights
- Rotary-beacon
- Mirror
- CE-conform safety-package with emergency-stop-switches
- Back-up-alarm
- Vandalism protection



Optional

Basic machine

- Weather protection roof
- High pressure cleaner
- Dust reduction system
- Auxiliary Drum Drive for easy tool exchange
- Road lights
- Additional working-light, plug in
- Additional working-light, magnet base
- Ballast weights
- Seat heating
- Special colour
- Biodegradable hydraulic oil
- Hydraulically portable conveyor, short
- Quick-exchange drum-system

Milling technology

- Milling-Drum 600 LA15
- Milling-Drum 900 LA15
- Milling-Drum 1000 LA15
- Milling-Drum 1200 LA15
- Milling-Drum 1300 LA15
- Fine-Milling-Drum 1000 LA8
- Fine-Milling-Drum 1200 LA8
- Fine-Milling-Drum 1300 LA8
- POWER DRUM 1000 LA22
- POWER DRUM 1200 LA22
- POWER DRUM 1300 LA22
- Splitted Scraper
- Additional Milling Drum Bearing

Levelling Systems and electronic support

- Levelling, 2 sides + slope
- Camera
- BOMAG TELEMATIC

TECHNICAL DATA

Technical Data

Milling Drum

Milling width max.	mm
Milling depth	mm
Milling line space	mm
Cutting diameter	mm
No. of Tools	
Milling Drum Speed	min ⁻¹
	min ⁻¹

Drive

Engine Manufacturer	
Type	
Emission standards	
Cooling	
No. of cylinders / Displacement	cm ³
Power	kW / PS
Engine Speed	U/min
Peak Torque	Nm
Consumption at rated Power	g/kWh
Consumption at Job-mix	l/h
Generator	V / A
Battery	V / Ah

Driving Characteristics

Transport-speed	km/h
Operating-speed	m/min
Crawler size L x W x H	mm

Capacities

Fuel	l
Water	l
Hydraulic	l

Loading-system

Conveyor width, inside / outside	mm
Theoretical capacity	m ³ /h
Discharge height	mm

Weights

Max. Operating weight (incl. Options)	t
Operating weight CE	t
Basic weight	t

Additional weights for Options

Weather protection roof	kg
Dust reduction	kg
Splitter Scraper	kg
Quick Drum exchange system	kg
Fine-milling-drum LA8	kg
Ballast 1, frame	kg
Ballast 2, milling compartment	kg

BOMAG BM 1000/35

1.000
0 – 330
15
980
99
variable, 85,
95, 107

MTU (Mercedes)
Serie 1000 6R
4/4 final
Liquid cooled
6 / 7.700
260 / 350
2.200
1.400
210
26
28 / 150
2 x 12 / 155

0 – 7,5
0 – 50
1.425 x 268 x 570

600
1.450
150

650 / 600
180
5.700

25,5
22,6
21,5

180
140
200
100
300
500
400

BOMAG BM 1200/35

1.200
0 – 330
15
980
115
variable, 85,
95, 107

MTU (Mercedes)
Serie 1000 6R
4/4 final
Liquid cooled
6 / 7.700
260 / 350
2.200
1.400
210
26
28 / 150
2 x 12 / 155

0 – 7,5
0 – 50
1.425 x 268 x 570

600
1.450
150

650 / 600
180
5.700

26,5
23,6
22,5

180
140
200
100
300
500
400

BOMAG BM 1300/35

1.300
0 – 330
15
980
121
variable, 85,
95, 107

MTU (Mercedes)
Serie 1000 6R
4/4 final
Liquid cooled
6 / 7.700
260 / 350
2.200
1.400
210
26
28 / 150
2 x 12 / 155

0 – 7,5
0 – 50
1.425 x 268 x 570

600
1.450
150

650 / 600
180
5.700

26,7
23,8
22,7

180
140
200
100
300
500
400

COLD PLANERS

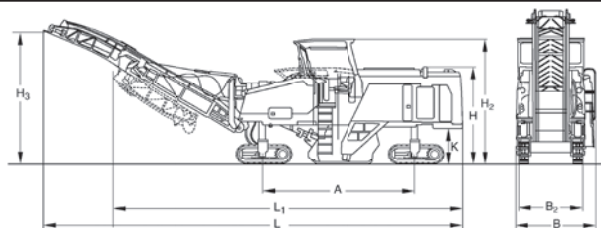
BM 2000/60-2, BM 2200/60-2



Fields of application:

The cold milling machine BM 2000/60-2 and BM 2200/60-2 are designed for selective milling of lane and ground linings. Due to their size and efficiency, they are particularly suitable for repair work or complete removal of motorways and major federal roads. With a standard width of 2000/2200 mm and a maximum milling depth of 320 mm, large areas can be quickly removed in one work stage.

PRE 836 26 010



Dimensions in mm

	A	B	B2	H	H2	H3	K	L	L1
BM 2000/60-2	4720	2500	1870	2960	3990	4500	1120	14900	12000
BM 2200/60-2	4720	2500	1870	2960	3990	4500	1120	14900	12000



Standard Equipment

- Four-track steering front or/and rear, crabwalk
- Automatic max. load control
- Differential lock
- Automatic milling depth control MOBA
- 2 MOBA Displays
- Slope control with slope sensor
- Hydraulically foldable conveyor belt
- Display of RPM
- Display of engine oil pressure and temperature
- Display of operating hours
- Display of diesel level
- Display of hydraulic oil temperature
- Display of hyd. system pressures
- ground control panels
- Sound insulated engine hood
- 10 removable headlights
- Adjustable water spraying system
- tool box for servicing and maintenance
- Back-up warning signal
- Rotary beacon



Optional Equipment

- Hydraulically foldable canopy
- canopy with windscreens
- Hydraulically pump for water re-filling
- High pressure cleaner
- Levelling with ultrasound sensor
- Electrical diesel pump for fuel refilling
- compressed air system

TECHNICAL DATA

Millig drum

Milling width	mm
Milling depth	mm
Milling line distance	mm
Cutting circle diameter	mm
Number of cutting teeth	
Output per cutting tooth	kW
Speed	1/min

Drive

Engine manufacturer	
Type	
Emission stage	
Cooling	
Number of cylinders	
Performance ISO 3046	kW
Performance ISO 3046	hp
Speed	min-1
Fuel	
Electric equipment	V

Weights

Grossweight	kg
Operating weight CECE	kg
Basic weight	kg

Driving Characteristics

Track radius, inner	mm
Speed (1)	km/h
Working speed, max.	m/min

Chassis

Type of chassis	
Width	mm
Height	mm
Length	mm

Capacities

Fuel	l
Water	l
Hydraulic	l

Loading system

Width of gathering belt	mm
Length of gathering belt	mm
Width of loader conveyor belt	mm
Length of loader conveyor belt	mm

Dimensions

Transport dimensions, belt lowered, leng	mm
Transport dimensions, belt lowered, widt	mm
Transport dimensions, belt lowered, heig	mm
Transport dimensions, belt folded, lengt	mm

BOMAG BM 2000/60-2

2.000
0- 320
15
1.070
168
2,62
108

Deutz
TCD 2015 V08
Stage IIIa / TIER3
Liquid
8
440,0
600,0
1.900
diesel
24

32.500
30.300
28.100

2.100
5,0
0- 40

crawler
300
640
1.700

1.200,0
3.500,0
230,0

800
2.400
800
7.600

14.900
2.500
2.960
12.000

BOMAG BM 2200/60-2

2.200
0- 320
15
1.070
168
2,62
108

Deutz
TCD 2015 V08
Stage IIIa / TIER3
Liquid
8
440,0
600,0
1.900
diesel
24

33.500
31.300
29.100

2.100
5,0
0- 40

crawler
300
640
1.700

1.200,0
3.500,0
230,0

800
2.400
800
7.600

14.900
2.500
2.960
12.000

COLD PLANERS

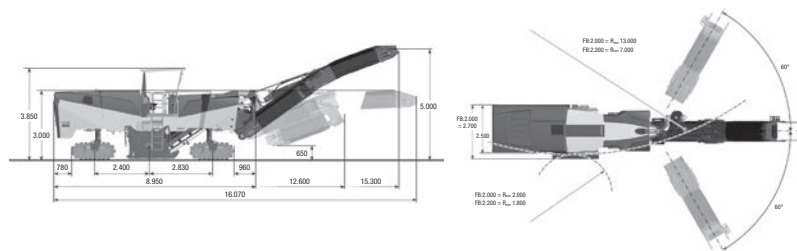
BM 2000/75, BM 2200/75



Fields of application:

The new BM 2000/75 and BM 2200/75 cold planers are designed for selective milling of road layers, bases and surface materials. Their output and efficiency make these models especially suited to large-scale projects on motorways, major roads and airports. The wide range of milling drums, impressive manoeuvrability, and large conveyor belt swishing angle means applications also extend to smaller projects for greater machine utilisation. With a standard width of 2,000 mm or 2,200 mm and a maximum milling depth of 320 mm, high material volumes can be quickly removed in one operation. The maintenance-free BOMAG BMS 15 exchange holder system significantly reduces operating costs.

PRE 888 00 010



Standard

Milling technology

- Milling Drum LA15
- BOMAG BMS 15 exchangeable toolholder
- 3 Milling-Drum-speeds,
- Proportional adjustable water injection
- Automatic water saving device
- Levelling, 2 sides + slope
- Wear-free, digital Milling depth display
- Proportional Milling depth adjustment
- Two proportional speeds for Milling-depth-adjustment
- Hydraulically operated side-plates
- Hydraulically operated front mouldboard
- Rear mouldboard with adjustable pre-load-pressure
- Right side-plate for fast Drum-exchange
- Automatic load-control
- Automatic distribution of traction
- Hydraulically foldable Conveyor

Drive Systems

- 4-Crawlers
- 4 crawler steerable, front or/and rear
- Crab walk
- Variable transport speed
- Variable operating speed
- Mechanical Drum-drive

Operation comfort

- Fully vibration-isolated operator-platform
- Comfort-workstation for sitting operation
- Ergonomic adjustable operator seat, 45° to slew
- Ergonomic adjustable dashboards
- Self-explanatory, well-arranged dashboards
- Large storage at ground level
- Service- and maintenance-points ergonomic concentrated

Safety & environmental protection

- Whisper-package for noise elimination
- Liquid cooled engine following latest emission rules
- Integrated service-platform
- Integrated working lights
- Additional variable place able working-lights
- Rotary-beacon
- Mirrors
- CE-conform safety-package with emergency-stop-switches
- Back-up-alarm
- Vandalism protection



Optional

Basic machine

- Weather protection roof
- Water filling pump
- High pressure cleaner
- Dust reduction system
- Auxiliary Drum Drive for easy tool exchange
- compressed air system
- Additional motor for auxiliary function
- Additional compartment for cutting tool
- Additional working-light, plug in
- Additional working-light, magnet base
- Ballast weights
- Seat heating
- Special colour
- Biodegradable hydraulic oil

Milling technology

- Quick-exchange drum-system
- Quick-exchange milling-compartment
- Milling-Drum 2000, LA15
- Milling-Drum 2200, LA15
- Fine-Milling-Drum 2000, LA8
- Fine-Milling-Drum 2200, LA8
- POWER DRUM 2000, LA22
- POWER DRUM 2200, LA22
- Additional Milling Drum Bearing

Levelling Systems and electronic support

- Additional Levelling systems
- Camera
- BOMAG TELEMATIC

TECHNICAL DATA

Milling Drum

Working width max.	mm
Working depth	mm
Linespace	mm
Cutting diameter	mm
No of tools	
Milling drum speed	1/min

Drive Train

Engine Manufacturer	
Type	
Cooling	
No of Cylinders / Displacement	cm ³
Power	kW / PS
Idle at rated Power	U/min
Max Torque	Nm / U/mi
Fuel consumption at max Torque / at rated Power	g/kWh
Generator	V
Battery	V / Ah
Emission level	

Driving Characteristics

Transport Speed	km/h
Working speed	m/min
Crawlers	L x B x H

Capacities

Fuel	l
Water	l
Hydraulic oil	l

Loading System

Conveyor width, inner /outer	mm
Theoretical discharge capacity	m ³ /h
Discharge height	mm

Weights

Max. Operating Weight (incl. Options)	kg
Operating Weight CECE	kg
Own Weight inclusive Milling compartment* incl. 250l Diesel	kg
Own Weight exclusive Milling compartment* incl. 250l Diesel	kg

Additional weights for Options

Canopy	kg
Dust reduction system	kg
Compressor	kg
Detachable Milling-Compartment (SW)	kg
Quick-change Drum system (SW)	kg
Ballast 1, Frame	kg
Ballast 2, Milling-compartment	kg

BOMAG BM 2000/75

2.000
0 – 350
15
1.020
162
variable, 100, 112, 131

MTU
10V 1600
Liquid cooled
10 / 17.500
567 / 771
2.100
3.340 / @1.300
195 / 205
28
2 x 12 / 200
EU Stage IV / US Tier 4 final

0 – 7,5
0 – 70
1.950 x 370 x 785

1.200
4.000
400

900 / 900
485
5.000

37.500
34.500
29.550
23.050

300
120
130
100
250
970
830

BOMAG BM 2200/75

2.200
0 – 350
15
1.020
174
variable, 100, 112, 131

MTU
10V 1600
Liquid cooled
10 / 17.500
567 / 771
2.100
3.340 / @1.300
195 / 205
28
2 x 12 / 200
EU Stage IV / US Tier 4 final

0 – 7,5
0 – 70
1.950 x 370 x 785

1.200
4.000
400

900 / 900
485
5.000

37.900
34.850
29.900
23.050

300
120
130
100
250
970
830

STABILIZER/RECYCLER

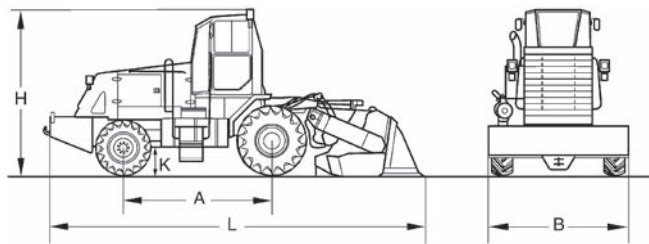
RS 360 - Tier 3



Fields of application:

The RS can be used as a recycler or soil stabilizer. Used as a recycler, worn and damaged asphalt surfaces and base layers can be pulverised, crushed and mixed with new binders. As a soil stabilizer, the unit is used for mixing lime, fly ash or cement with existing materials to improve soils and strengthen sub-surfaces in preparation for backfill, anti-frost layers and base layers.

PRE 596 03 010



Dimensions in mm

	A	B	H	K	L
RS 360	3277	2921	3505	483	8407



Standard Equipment

- Hydrostatic rotor drive with automatic power adjustment
- Hydrostatic drive
- Anti Slip Control (ASC)
- Rear drive system with Double Reduction
- Planetary Gearbox Drive and SAHR brakes
- Connectible all wheel drive
- Hydraulic power steering
- Single lever control for travel and steer assist braking
- Battery disconnect switch
- Two-stage double air filter system
- Emergency engine shut down
- Vehicle hydraulic system monitoring and warning system
- Warning horn
- Emergency STOP
- Back-up alarm



Optional Equipment

- ROPS/FOPS cabin with seat belts
 - + heating
 - + Air condition
- Working lights
- 4-way flashers (US-Standard)
- Water metering system
- Special paint
- ROPS/FOPS

TECHNICAL DATA

Weights

Operating weight	kg
Axle load, front	kg
Axle load, rear	kg

Dimensions

Track radius, inner	mm
---------------------------	----

Driving Characteristics

Speed (1)	km/h
Max. gradeability (dep. on soil con.)	%

Drive

Engine manufacturer	Cummins
Type	QSM 11
Emission stage	Stage IIIa / TIER3
Cooling	water
Number of cylinders	6
Performance ISO 9249	kW
Performance SAE J 1995	hp
Speed	min-1
Electric equipment	V
Drive system	hydrost.
Driven wheels	all wheel

Tyres

Tyre size, front	14.9x24 8PR
Tyre size, rear	28LR-26-165 A8STR

Brakes

Service brake	hydrost.
Parking brake	SAHR

Steering

Steering system	front
Steering method	hydraulic

Rotor

Rotor width	mm
Rotor diameter, outer	mm
Rotor speed 1	min-1
Rotor speed 2	min-1
Sense of rotation	up-cut
Max. cutting depth	mm
Number of cutting teeth	

Capacities

Fuel	l
------------	---

BOMAG RS 360

17.690
4.900
12.790

6.401

0- 16,1

Cummins
QSM 11
Stage IIIa / TIER3
water
6
268,0
360,0
2.100
24
hydrost.
all wheel

14.9x24 8PR
28LR-26-165 A8STR

hydrost.
SAHR

front
hydraulic

2.005
1.118
135
150
up-cut
305
168

908,0

STABILIZER/RECYCLER

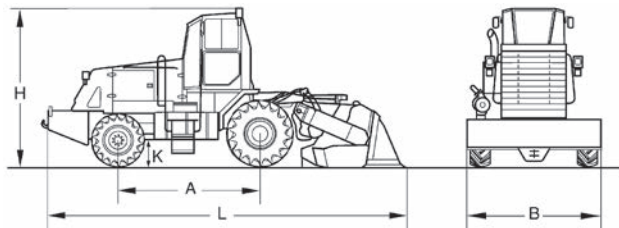
RS 360 - Tier 4



Fields of application:

The RS can be used as a recycler or soil stabilizer. Used as a recycler, worn and damaged asphalt surfaces and base layers can be pulverised, crushed and mixed with new binders. As a soil stabilizer, the unit is used for mixing lime, fly ash or cement with existing materials to improve soils and strengthen sub-surfaces in preparation for backfill, anti-frost layers and base layers.

PRE 596 02 010



Dimensions in mm

	A	B	H	K	L
RS 360	3277	2921	3505	483	8407



Standard Equipment

- Hydrostatic rotor drive with automatic power adjustment
- Hydrostatic drive
- Anti Slip Control (ASC)
- Rear drive system with Double Reduction
- Planetary Gearbox Drive and SAHR brakes
- Connectible all wheel drive
- Hydraulic power steering
- Single lever control for travel and steer assist braking
- Battery disconnect switch
- Two-stage double air filter system
- Emergency engine shut down
- Vehicle hydraulic system monitoring and warning system
- Warning horn
- Emergency STOP
- Back-up alarm



Optional Equipment

- ROPS/FOPS cabin with seat belts
 - + heating
 - + Air condition
- Working lights
- 4-way flashers (US-Standard)
- Water metering system
- Special paint
- ROPS/FOPS

TECHNICAL DATA

Weights

Operating weight CECE	kg
Axle load, front CECE	kg
Axle load, rear CECE	kg

Dimensions

Track radius, inner	mm
---------------------------	----

Driving Characteristics

Speed (1)	km/h
Max. gradeability (dep. on soil con.)	%

Drive

Engine manufacturer	
Type	
Emission stage	
Exhaust gas aftertreatment	
Cooling	
Number of cylinders	
Performance ISO 9249	kW
Performance SAE J 1995	hp
Speed	min-1
Electric equipment	V
Drive system	
Driven wheels	

Tyres

Tyre size, front	
Tyre size, rear	

Brakes

Service brake	
Parking brake	

Steering

Steering system	
Steering method	

Rotor

Rotor width	mm
Rotor diameter, outer	mm
Rotor speed 1	min-1
Rotor speed 2	min-1
Sense of rotation	
Max. cutting depth	mm
Number of cutting teeth	

Capacities

Fuel	l
AdBlue (DEF) ®	l

BOMAG RS 360

17.690
4.900
12.790

6.401

0-3,4

Cummins
QSG 12
Stage IV / TIER 4f
DOC+DPF+SCR
water
6
261,0
350,0
2.100
24
hydrost.
all wheel

14.9x24 8PR
28LRx26-165LI

hydrost.
multi disc

front
hydraulic

2.005
1.118
135
150
up-cut
305
168

908,0
50,0

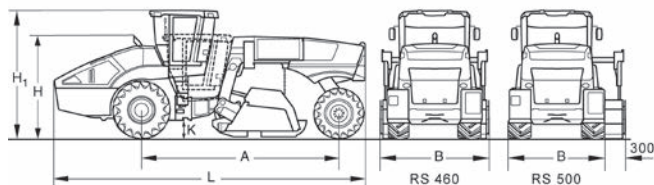
STABILIZER/RECYCLER RS 460, RS 500 - Tier 3



Fields of application:

The RS can be used as a recycler or soil stabilizer. Used as a recycler, worn and damaged asphalt surfaces and base layers can be pulverised, crushed and mixed with new binders. As a soil stabilizer, the unit is used for mixing lime, fly ash or cement with existing materials to improve soils and strengthen sub-surfaces in preparation for backfill, anti-frost layers and base layers.

PRE 590 11 010



Dimensions in mm

	A	B	H	H1	K	L
RS 460	6073	2872	3100	3885	510	9579
RS 500	6073	2530	3100	3885	510	9579



Standard Equipment

- Hydrostatic drive / all wheel
- Anti Slip Control (ASC) (RS460)
- Hydr./ mech. rotor drive with autom. power control
- Rotor laterally slidable (RS500)
- Hydr. adjustable rotor inclination, automatic
- BOMAG FLEXMIX Technology (RS500)
- BOMAG Quick-change holder BRS05
- Hydr. tailgate with floating position+Load application function
- Hydrostatic articulated steering
- Hydrostatic rear axle steering
- 4 Steering modes
- Height adjustable ROPS cab
 - Transport/working position
 - slewable/slidable multi-function work place
 - heating
 - Air condition
 - Radio
- Working lights (LED)
- Rotary beacon
- Camera system Plus
- 4x Emergency STOP
- Air compressor + Connecting port for compressed air tools
- Lockable stowage compartments
- Central lubrication system (RS500)
- compressed air system + Compressed air set



Optional Equipment

- Water metering system (900l + 1600l)
- Water prefilter
- Emulsion metering system 900l/min.
- Emulsion filter
- Dosing bar for cement suspension
- Printer for metering computer
- BOMAG SMART DOSING
- Rotor CMI-Layout
- Quick-change holder 20mm
- High pressure cleaner
- Central lubrication system (RS460)
- Tool kit
- Quick refuelling system
- BOMAG TELEMATIC POWER
- Special painting

TECHNICAL DATA

Weights

Operating weight CECE	kg
Axle load, front CECE	kg
Axle load, rear CECE	kg
Max. weight	kg

Driving Characteristics

Speed (1)	km/h
Speed (2)	km/h
Max. gradeability (dep. on soil con.)	%

Drive

Engine manufacturer	
Type	
Emission stage	
Cooling	
Number of cylinders	
Performance ISO 9249	kW
Performance SAE J 1995	hp
Speed	min-1
Electric equipment	V
Drive system	
Driven wheels	

Tyres

Tyre size, front	
Tyre size, rear	

Brakes

Service brake	
Parking brake	

Steering

Steering system	
Steering method	

Rotor

Rotor width	mm
Rotor diameter, outer	mm
Rotor speed	min-1
Rotor oscillation angle +/-	grad
Sense of rotation	
Max. cutting depth	mm
Number of cutting teeth	
Height of cutting teeth	mm

Capacities

Fuel	l
Water	l

BOMAG RS 460

24.150
16.000
8.150
27.300

0- 3,0
0- 12,0
40

Merc.-Benz
OM 460 LA
Stage IIIa / TIER3
Liquid
6
335,0
450,0
1.800
24
hydrost.
all wheel

650/75 R32
620/75 R26

hydrost.
multi disc

Art. + rear
hydraulic

2.440
1.224
104- 180
8
up-cut
500
224
200

875,0
850,0

BOMAG RS 500

24.900
16.030
8.870
31.000

0- 3,0
0- 12,0
40

Merc.-Benz
OM 460 LA
Stage IIIa / TIER3
Liquid
6
375,0
503,0
1.800
24
hydrost.
AWD 4x4

650/75 R32
620/75 R26

hydrost.
multi disc

Art. + rear
hydraulic

2.250
1.224
100- 180
8
up-cut
500
212
200

875,0
850,0

STABILIZER/RECYCLER

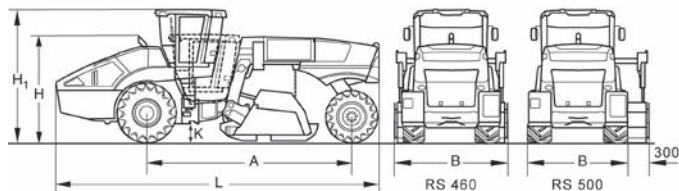
RS 460, RS 500 - Tier 4



Fields of application:

The RS can be used as a recycler or soil stabilizer. Used as a recycler, worn and damaged asphalt surfaces and base layers can be pulverised, crushed and mixed with new binders. As a soil stabilizer, the unit is used for mixing lime, fly ash or cement with existing materials to improve soils and strengthen sub-surfaces in preparation for backfill, anti-frost layers and base layers.

PRE 590 12 010



Dimensions in mm

	A	B	H	H1	K	L
RS 460	6073	2872	3100	3885	510	9579
RS 500	6073	2530	3100	3885	510	9579



Standard Equipment

- Hydrostatic drive / all wheel
- Anti Slip Control (ASC) (RS460)
- Hydr./ mech. rotor drive with autom. power control
- Rotor laterally slidable (RS500)
- Hydr. adjustable rotor inclination, automatic
- BOMAG FLEXMIX Technology (RS500)
- BOMAG Quick-change holder BRS05
- Hydr. tailgate with floating position+Load application function
- Hydrostatic articulated steering
- Hydrostatic rear axle steering
- 4 Steering modes
- Height adjustable ROPS cab
 - Transport/working position
 - slewable/slidable multi-function work place
 - heating
 - Air condition
 - Radio
- Working lights (LED)
- Rotary beacon
- Camera system Plus
- 4x Emergency STOP
- Air compressor + Connecting port for compressed air tools
- Lockable stowage compartments
- Central lubrication system (RS500)
- compressed air system + Compressed air set



Optional Equipment

- Water metering system (900l + 1600l)
- Water prefilter
- Emulsion metering system 900l/min.
- Emulsion filter
- Dosing bar for cement suspension
- Printer for metering computer
- BOMAG SMART DOSING
- Rotor CMI-Layout
- Quick-change holder 20mm
- High pressure cleaner
- Central lubrication system (RS460)
- Tool kit
- Quick refuelling system
- BOMAG TELEMATIC POWER
- Special painting

TECHNICAL DATA

Weights

Operating weight CECE	kg
Axle load, front CECE	kg
Axle load, rear CECE	kg
Max. weight	kg

Driving Characteristics

Speed (1)	km/h
Speed (2)	km/h
Max. gradeability (dep. on soil con.)	%

Drive

Engine manufacturer	
Type	
Emission stage	
Exhaust gas aftertreatment	
Cooling	
Number of cylinders	
Performance ISO 9249	kW
Performance SAE J 1995	hp
Speed	min-1
Electric equipment	V
Drive system	
Driven wheels	

Tyres

Tyre size, front	
Tyre size, rear	

Brakes

Service brake	
Parking brake	

Steering

Steering system	
Steering method	

Rotor

Rotor width	mm
Rotor diameter, outer	mm
Rotor speed	min-1
Rotor oscillation angle +/-	grad
Sense of rotation	
Max. cutting depth	mm
Number of cutting teeth	
Height of cutting teeth	mm

Capacities

Fuel	l
Water	l
AdBlue (DEF) ®	l

BOMAG RS 460

24.150
16.000
8.150
27.300

0- 3,0
0- 12,0
40

Merc.-Benz
OM 471 LA
Stage IV / TIER4f
SCR
Liquid
6
340,0
456,0
1.700
24
hydrost.
all wheel

650/75 R32
620/75 R26

hydrost.
multi disc

Art. + rear
hydraulic

2.440
1.224
104- 180
8
up-cut
500
224
200
875,0
850,0
85,0

BOMAG RS 500

24.900
16.030
8.870
31.000

0- 3,0
0- 12,0
40

Merc.-Benz
OM 471 LA
Stage IV / TIER4f
SCR
Liquid
6
380,0
510,0
1.700
24
hydrost.
AWD 4x4

650/75 R32
620/75 R26

hydrost.
multi disc

Art. + rear
hydraulic

2.250
1.224
100- 180
8
up-cut
500
212
200
875,0
850,0
85,0

STABILIZER/RECYCLER

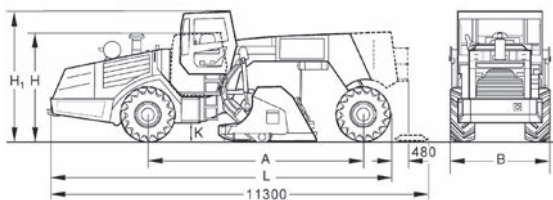
RS 650 - Tier 4



Fields of application:

The RS can be used as a recycler or soil stabilizer. Used as a recycler, worn and damaged asphalt surfaces and base layers can be pulverised, crushed and mixed with new binders. As a soil stabilizer, the unit is used for mixing lime, fly ash or cement with existing materials to improve soils and strengthen sub-surfaces in preparation for backfill, anti-frost layers and base layers.

PRE 590 36 010



Dimensions in mm

	A	B	H	H1	K	L
RS 650	6243	2850	3100	3700	530	9925



Standard Equipment

- Hydrostatic drive / all wheel
- Hydr./ mech. rotor drive with autom. power control
- Hydr. adjustable rotor inclination, automatic
- BOMAG FLEXMIX Technology
- BOMAG Quick-change holder BRS05
- Hydr. tailgate with floating position+Load application function
- Hydrostatic articulated steering
- Hydrostatic rear axle steering
- 3 Steering modes
- Height adjustable ROPS cab
 - Transport/working position
 - slewable/slidable multi-function work place
 - heating
 - Air condition
 - Radio
- LED Working head lights
- Rotary beacon
- Rearview camera
- Air compressor + Connecting port for compressed air tools
- Lockable stowage compartments
- Central lubrication system
- Compressed air set



Optional Equipment

- Water metering system (800l + 1600l)
- Emulsion metering system
- Emulsion filter
- Foam bitumen metering system (also for emulsion)
- Printer for metering computer
- Job data printer
- Rotor 2600 mm
 - Quick-change holder BRS05
- Rotor CMI-Layout
- Quick refuelling system
- Tractor tires (Recycler)
- EM Tyres
- Tool kit
- Special painting

TECHNICAL DATA

Weights

Operating weight CECE	kg	27.900
Axle load, front CECE	kg	17.625
Axle load, rear CECE	kg	10.275
Max. weight	kg	32.300

Driving Characteristics

Speed (1)	km/h	0- 3,0
Speed (2)	km/h	0- 12,0
Max. gradeability (dep. on soil con.)	%	40

Drive

Engine manufacturer		Deutz
Type		TCD 16.0 V8
Emission stage		Stage IV / TIER4f
Exhaust gas aftertreatment		DOC+SCR+SCR
Cooling		Liquid
Number of cylinders		8
Performance ISO 9249	kW	480,0
Performance SAE J 1995	hp	653,0
Speed	min-1	1.900
Electric equipment	V	24
Drive system		hydrost.
Driven wheels		all wheel

Tyres

Tyre size, front		28 L 26 26PR
Tyre size, rear		28 L 26 26PR

Brakes

Service brake		hydrost.
Parking brake		multi disc

Steering

Steering system		Art. + rear
Steering method		hydraulic

Rotor

Rotor width	mm	2.400
Rotor diameter, outer	mm	1.416
Rotor speed	min-1	104- 140
Rotor oscillation angle +/-	grad	5
Sense of rotation		up-cut
Max. cutting depth	mm	600
Number of cutting teeth		212
Height of cutting teeth	mm	200

Capacities

Fuel	l	1.075,0
AdBlue (DEF) ®	l	105,0

BOMAG RS 650

Operating weight CECE	kg	27.900
Axle load, front CECE	kg	17.625
Axle load, rear CECE	kg	10.275
Max. weight	kg	32.300

Speed (1)	km/h	0- 3,0
Speed (2)	km/h	0- 12,0
Max. gradeability (dep. on soil con.)	%	40

Engine manufacturer	Deutz
Type	TCD 16.0 V8
Emission stage	Stage IV / TIER4f
Exhaust gas aftertreatment	DOC+SCR+SCR
Cooling	Liquid
Number of cylinders	8
Performance ISO 9249	480,0
Performance SAE J 1995	653,0
Speed	1.900
Electric equipment	24
Drive system	hydrost.
Driven wheels	all wheel

Tyre size, front	28 L 26 26PR
Tyre size, rear	28 L 26 26PR

Service brake	hydrost.
Parking brake	multi disc

Steering system	Art. + rear
Steering method	hydraulic

Rotor width	2.400
Rotor diameter, outer	1.416
Rotor speed	104- 140
Rotor oscillation angle +/-	5
Sense of rotation	up-cut
Max. cutting depth	600
Number of cutting teeth	212
Height of cutting teeth	200

Fuel	1.075,0
AdBlue (DEF) ®	105,0

STABILIZER/RECYCLER

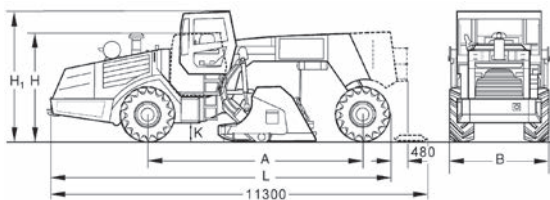
RS 600 - Tier 3



Fields of application:

The RS can be used as a recycler or soil stabilizer. Used as a recycler, worn and damaged asphalt surfaces and base layers can be pulverised, crushed and mixed with new binders. As a soil stabilizer, the unit is used for mixing lime, fly ash or cement with existing materials to improve soils and strengthen sub-surfaces in preparation for backfill, anti-frost layers and base layers.

PRE 590 35 010



Dimensions in mm

	A	B	H	H1	K	L
RS 600	6243	2850	3100	3700	530	9925



Standard Equipment

- Hydrostatic drive / all wheel
- Hydr./ mech. rotor drive with autom. power control
- Hydr. adjustable rotor inclination, automatic
- BOMAG FLEXMIX Technology
- BOMAG Quick-change holder BRS05
- Hydr. tailgate with floating position+Load application function
- Hydrostatic articulated steering
- Hydrostatic rear axle steering
- 3 Steering modes
- Height adjustable ROPS cab
 - Transport/working position
 - slewable/slidable multi-function work place
 - heating
 - Air condition
 - Radio
- LED Working head lights
- Rotary beacon
- Rearview camera
- Air compressor + Connecting port for compressed air tools
- Lockable stowage compartments
- Central lubrication system
- Compressed air set



Optional Equipment

- Water metering system (800l + 1600l)
- Emulsion metering system
- Emulsion filter
- Foam bitumen metering system (also for emulsion)
- Printer for metering computer
- Job data printer
- Rotor 2600 mm
 - Quick-change holder BRS05
- Rotor CMI-Layout
- Quick refuelling system
- Tractor tires (Recycler)
- EM Tyres
- Vibratory plate
- Tool kit
- Special painting

TECHNICAL DATA

Weights

Operating weight CECE	kg
Axle load, front CECE	kg
Axle load, rear CECE	kg
Max. weight	kg

Driving Characteristics

Speed (1)	km/h
Speed (2)	km/h
Max. gradeability (dep. on soil con.)	%

Drive

Engine manufacturer	
Type	
Emission stage	
Cooling	
Number of cylinders	
Performance ISO 9249	kW
Performance SAE J 1995	hp
Speed	min-1
Electric equipment	V
Drive system	
Driven wheels	

Tyres

Tyre size, front	
Tyre size, rear	

Brakes

Service brake	
Parking brake	

Steering

Steering system	
Steering method	

Rotor

Rotor width	mm
Rotor diameter, outer	mm
Rotor speed	min-1
Rotor oscillation angle +/-	grad
Sense of rotation	
Max. cutting depth	mm
Number of cutting teeth	
Height of cutting teeth	mm

Capacities

Fuel	l
------------	---

BOMAG RS 600

27.900
17.625
10.275
32.300

0- 3,0
0- 12,0
40

Deutz
TCD 2015
Stage IIIa / TIER3
Liquid
8
440,0
590,0
1.900
24
hydrost.
all wheel

28L-26 26PR
28L-26 26PR

hydrost.
multi disc

Art. + rear
hydraulic

2.400
1.416
104- 140
5
up-cut
600
212
200

1.075,0

LAB UNIT BTE 02



Fields of application:

The foamed bitumen lab unit is used to determine optimum foaming for the bitumen being used (also called dwell time and expansion) in a series of trials. Practical guidelines for bitumen temperature, reaction water and reaction air can be calculated using the same components for foam production as used on BOMAG recyclers themselves.

PRE 911 02 010

Dimensions in mm

	L	B	H
BTE 02	1350	850	1450

TECHNICAL DATA

Dimensions

Weight kg

Electrical system

Voltage supply

Heating capacity

Bitumen system

Bitumen tank l

Bitumen temperature..... °C

Bitumen volume l/min

Compressed air system

Max. pressure bar

Compressed air tank l

Reaction water

Reservoir l

Water dosage..... %

Water pressure bar

BOMAG BTE 02

295

380 Volt/16 A

630 W/4 heat circuits

10

120-210

6-10

3

5

2,8

1-5

0-6

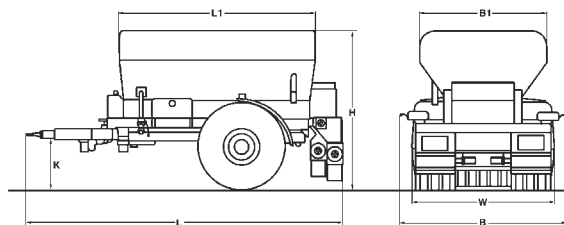
ADDITIVE SPREADER BS 12000 PROFI



Fields of application:

For the uniform application of powdered binders, such as cement, lime, and fly ash or mixed binders for the improvement or compaction of soils.

PRE 910 74 010



Dimensions in mm
BS 12000 PROFI

B	B1	H	K	L	L1	W
2950	2415	3110	870	6510	3800	2400



Standard equipment

- 3 rotary-gate valves
- Connection for compressed air filling, left
- Weighing plate for check weighing
- Tires with \varnothing 1750 mm and width 750 mm
- Pneumatic brake system
- Spreading sections 700/1000/700 mm (with standard width)
- Speed dependent dosing (PROFI)



Optional equipment

- Optional compressed air filling from the right
- Audible filling level signal
- Working width 2.7 m
- Sections 850/1000/850 mm

TECHNICAL DATA

Type	
Capacity	m ³
Theoretical yield*	l/m ²
Working width.....	mm
Number of rotary valves	
Weight (empty)	kg
Permiss. total weight	kg
Payload.....	kg
Noseweight	kg
Permitted transport speed	km/h
Tyre type.....	
Number of axles	
Universal drive shaft speed.....	min ¹

*at working speed 2,4 km/h

BOMAG BS 12000 PROFI

Towed spreader
12
50
2.400
3
6.200
17.700
11.500
1.500
25
28.1R26AS
1
at least 540

ADDITIVE SPREADER BS 12000



Fields of application:

For the uniform application of powdered binders, such as cement, lime, and fly ash or mixed binders for the improvement or compaction of soils.

PRE 910 73 010



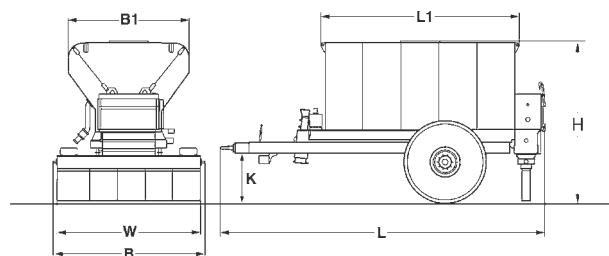
Standard equipment

- 1 rotary-gate valve
- Connection for compressed air filling, left
- Weighing plate for check weighing
- Tires with Ø 1750 mm and width 750 mm
- Pneumatic brake system
- Working width 2,4 m with mech. half-sided shutdown



Optional equipment

- Shaft speed
- Optional compressed air filling from the right
- Audible filling level signal
- Working width 2,8 m with mech. half-sided shutdown



Dimensions in mm	B	B1	H	K	L	L1	W
BS 12000	2950	2415	3110	870	6450	3800	2400

TECHNICAL DATA

Type	
Capacity	m ³
Theoretical yield*	l/m ²
Working width	mm
Number of rotary valves	
Weight empty	kg
Permiss. total weight	kg
Payload	kg
Noseweight	kg
Permitted transport speed	km/h
Tyre type	
Number of axles	
Universal drive shaft speed	min ¹

* at working speed 2,4 km/h

BOMAG BS 12000

Towed spreader
12
50
2.400
1
6.200
17.700
11.500
1.500
25
28.1 R26AS
1
at least 540


TABLE OF CONTENTS

Refuse Compactors

BC 463 RB-3, BC 473 RB-3, BC 573 RB-3	318
BC 473 RS-3	320
BC 672 RB-2, BC 772 RB-2	322
BC 672 RB-4, BC 772 RB-4	324
BC 772 RS-2	326
BC 772 RS-4	328
BC 972 RB-2, BC 1172 RB-2	330
BC 972 RB-4L, BC 972 RB-4, BC 1172 RB-4	332
BC 473 RB-5, BC 573 RB-5	334
BC 473 RS-5	336
BC 873 RB-5, BC 973 RB-5, BC 1173 RB-5	338

REFUSE COMPACTORS

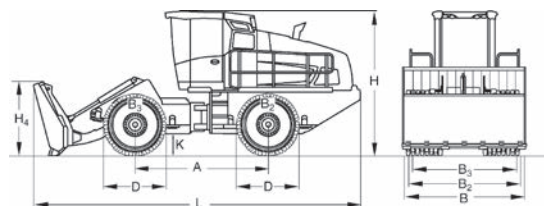
BC 463 RB-3, BC 473 RB-3, BC 573 RB-3



Fields of application:

This refuse compactor is purpose-built for use on large and small landfill sites taking in both industrial or domestic waste, including bulk waste and building material.

PRE 930 12 010



Dimensions in mm

	A	B	B2	B3	D	H	H4	K	L
BC 463 RB-3	3500	3200	3110	2885	1660	3820	1950	600	8610
BC 473 RB-3	3500	3600	3560	3335	1660	3820	1950	600	8610
BC 573 RB-3	3500	3600	3560	3335	1660	3820	1950	600	8610



Standard Equipment

- Electronic engine management
 - Electronic monitoring module with engine shut-down
 - Dry air filter
 - Multi fuel filter system
 - Fuel bleeding pump
 - Four wheel drives, hydraulic differential lock in the front and rear
 - (Twin pump drive – BC 463 RB-3, BC 473 RB-3)
 - Four wheel drives with 4 pumps
 - (Quad pump drive – BC 573 RB-3)
 - Wear control in hydraulic circuit
 - Oscillating articulated joint between front and rear frames
 - Polygonal compaction wheels, teeth with replaceable caps*
 - Adjustable scrapers in front of and behind each wheel
 - All drive components well protected by the closed frame pan
 - Wire deflector and drive protection on inner side of wheels
 - Blade 3600 mm (3.200 mm – BC 463 RB-3)*
 - ROPS/FOPS
 - Noise insulated cab with automatic heating – air conditioning
 - Vibration insulated cab suspension
 - Safety glass cabin window panes
 - Sun visor
 - Hinged window left
 - Windscreen wiper / washer front
 - Outside rear mirrors
 - Activated carbon filter
 - High air intake
 - Air suspended seat
 - Control unit for dozer blade and travel direction control beside the driver's seat
 - Joystick steering
 - Display instruments
 - Lockable cabin and engine hood
 - 24 V electrics
 - Generator 80 A
 - Battery disconnecting switch
 - Working lights, 4 front / 2 rear
 - Audible backup alarm
 - Warning horn
 - Access steps right / left
 - Towing eyes front / rear
 - Heated rear screens
 - Reversible fan
 - Working platform
 - Rearview camera
- * must be ordered separately



Optional Equipment


- Premium compaction wheels with highly wear resistant teeth
- Central lubrication system
- CD-Radio
- Pre start cabin heating
- Rotary beacon
- Fire extinguisher
- Special painting
- Electrical anti-theft system with numerical code
- Protective ventilation system (Pre-installation)
- Tool kit
- Protective grille for cabin
- TELEMATIC POWER
- Climatronic
- Semi-U-Blade 3590mm
- Tachograph
- LED Working head lights

TECHNICAL DATA

		BOMAG BC 463 RB-3	BOMAG BC 473 RB-3	BOMAG BC 573 RB-3
Weights				
Grossweight	kg	24.800	26.500	28.800
Operating weight CECE	kg	24.300	25.700	28.000
Axle load, front CECE	kg	11.800	12.750	13.900
Axle load, rear CECE	kg	12.500	12.950	14.200
Driving Characteristics				
Speed (1), forward	km/h	0- 4,5	0- 4,5	0- 4,5
Speed (1), reverse	km/h	0- 4,5	0- 4,5	0- 4,5
Speed (2), forward	km/h	0- 12,0	0- 12,0	0- 12,0
Speed (2), reverse	km/h	0- 12,0	0- 12,0	0- 12,0
Max. gradeability (dep. on soil con.) .	%	100	100	100
Max. pushing force	kN	264	281	309
Drive				
Engine manufacturer		Deutz	Deutz	Deutz
Type		TCD 2013 L06 4V	TCD 2013 L06 4V	TCD 2013 L06 4V
Emission stage		Stage IIIa / TIER3	Stage IIIa / TIER3	Stage IIIa / TIER3
Cooling		Liquid	Liquid	Liquid
Number of cylinders		6	6	6
Performance ISO 9249	kW	227,0	227,0	227,0
Performance SAE J 1349	hp	304,0	304,0	304,0
Speed	min-1	2.200	2.200	2.200
Travel system		hydrost.	hydrost.	hydrost.
Operating voltage	V	24	24	24
Compaction Wheels				
Width, front	mm	900	1.125	1.125
Width, rear	mm	900	1.125	1.125
Outer diameter (front)	mm	1.660	1.660	1.660
Outer diameter (rear)	mm	1.660	1.660	1.660
Number of teeth/cutters, front		40	50	50
Number of teeth/cutters, rear		40	50	50
Compaction coverage per side	mm	1.013	1.238	1.238
Brakes				
Service brake		hydrost.	hydrost.	hydrost.
Parking brake		hydromec.	hydromec.	hydromec.
Steering				
Steering system		oscil.artic.	oscil.artic.	oscil.artic.
Steering method		hydraulic	hydraulic	hydraulic
Steering angle +/-	grad	35	35	35
Oscillating angle +/-	grad	15	15	15
Track radius, inner	mm	4.116	3.891	3.891
Dozer Blade				
Height adjustment over ground level .	mm	1.200	1.200	1.200
Height adjustment below ground level	mm	120	120	120
Dozer blade capacity acc. to SAE J 1265	m3	9,5	11,0	11,0
Capacities				
Fuel	l	375,0	375,0	375,0
Hydraulic oil	l	260,0	260,0	260,0

REFUSE COMPACTOR

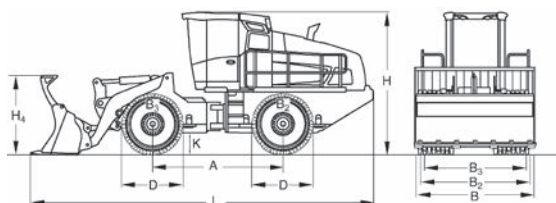
BC 473 RS-3



Fields of application:

This refuse compactor is purpose-built for use on large and small landfill sites taking in both industrial or domestic waste, including bulk waste and building material.

PRE 930 14 010



Dimensions in mm

	A	B	B2	B3	D	H	H4	K	L
BC 473 RS-3	3500	3198	3110	2885	1660	3820	2130	600	9230

a) Reach (45°)	1266 mm
b) Loading height	3050 mm
c) Lifting height	4130 mm
d) Transport position	600 mm
α) Max. unloading angle	45° *
β) Max. bucket inclination (in transport position)	60° *
γ) Max. bucket inclination at max. lift height	60° *
Bucket contents	3,7 m³



Standard Equipment

- Electronic engine management
 - Electronic monitoring module with engine shut-down
 - Dry air filter
 - Multi fuel filter system
 - Fuel bleeding pump
 - Four wheel drives, hydraulic differential lock in the front and rear (Twin pump drive)
 - Wear control in hydraulic circuit
 - Oscillating articulated joint between front and rear frames
 - Polygonal compaction wheels, teeth with replaceable caps*
 - Adjustable scrapers in front of and behind each wheel
 - All drive components well protected by the closed frame pan
 - Wire deflector and drive protection on inner side of wheels
 - Bucket 3200 mm*
 - ROPS/FOPS
 - Noise insulated cab with automatic heating – air conditioning
 - Vibration insulated cab suspension
 - Safety glass cabin window panes
 - Sun visor
 - Hinged window left
 - Windscreen wiper / washer front
 - Outside rear mirrors
 - Activated carbon filter
 - High air intake
 - Air suspended seat
 - Control unit for dozer blade and travel direction control beside the driver's seat
 - Joystick steering
 - Display instruments
 - Lockable cabin and engine hood
 - 24 V electrics
 - Generator 150 A
 - Battery disconnecting switch
 - Working lights, 4 front / 2 rear
 - Audible backup alarm
 - Warning horn
 - Access steps right / left
 - Towing eyes front / rear
 - Heated rear screens
 - Reversible fan
 - Working platform
 - Rearview camera
- * must be ordered separately



Optional Equipment

- Premium compaction wheels with highly wear resistant teeth
- Central lubrication system
- CD-Radio
- Pre start cabin heating
- Rotary beacon
- Fire extinguisher
- Special painting
- Electrical anti-theft system with numerical code
- Tool kit
- Protective grille for cabin
- TELEMATIC POWER
- Climatronic
- Tachograph
- Cold start device
- Protective ventilation system (Pre-installation)
- Bucket tooth system
- LED Working head lights

TECHNICAL DATA

Weights

Grossweight	kg	26.500
Operating weight CECE	kg	25.400
Axle load, front CECE	kg	12.300
Axle load, rear CECE	kg	13.100

Driving Characteristics

Speed (1), forward	km/h	0- 4,5
Speed (1), reverse	km/h	0- 4,5
Speed (2), forward	km/h	0- 12,0
Speed (2), reverse	km/h	0- 12,0
Max. gradeability (dep. on soil con.)	%	100
Max. pushing force	kN	281

Drive

Engine manufacturer		Deutz
Type		TCD 2013 L06 4V
Emission stage		Stage IIIa / TIER3
Cooling		Liquid
Number of cylinders		6
Performance ISO 9249	kW	227,0
Performance SAE J 1349	hp	304,0
Speed	min-1	2.200
Travel system		hydrost.
Operating voltage	V	24

Compaction Wheels

Width, front	mm	900
Width, rear	mm	900
Outer diameter (front)	mm	1.660
Outer diameter (rear)	mm	1.660
Number of teeth/cutters, front		40
Number of teeth/cutters, rear		40
Compaction coverage per side	mm	1.013

Brakes

Service brake		hydrost.
Parking brake		hydromec.

Steering

Steering system		oscil.artic.
Steering method		hydraulic
Steering angle +/-	grad	35
Oscillating angle +/-	grad	15
Track radius, inner	mm	3.762

Capacities

Fuel	l	375,0
Hydraulic oil	l	260,0

BOMAG BC 473 RS-3

REFUSE COMPACTORS

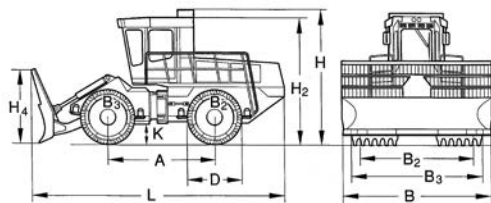
BC 672 RB-2, BC 772 RB-2



Fields of application:

This refuse compactor is purpose-built for use on large and small landfill sites taking in both industrial or domestic waste, including bulk waste and building material.

PRE 570 32 010



Dimensions in mm

	A	B	B2	B3	D	H	H2	H4	K	L
BC 672 RB-2	3500	3800	3550	3775	1660	4120	3820	1950	600	8120
BC 772 RB-2	3500	3800	3550	3775	1660	4120	3820	1950	600	8120



Standard Equipment

- Electronic engine management
- Electronic monitoring module with engine shut-down
- Engine air intake at a height of 4 m
- Dry air filter
- Cold starting system
- 3-stage fuel filter system
- Fuel bleeding pump
- Hydraulic all-wheel drive (Quad pump drive)
- Wear control in hydraulic circuit
- Hydraulically operated articulated steering system
- Oscillating articulated joint between front and rear frames
- Automatic central lubrication system
- Polygonal compaction wheels, teeth with replaceable caps*
- Adjustable scrapers in front of and behind each wheel
- All drive components well protected by the closed frame pan
- Wire deflector and drive protection on inner side of wheels
- Blade (3800 mm)*
- ROPS/FOPS
- Noise insulated cab
- Vibration insulated cab suspension
- Cab ventilation with overpressure
- Activated charcoal filter for odour restriction
- Tinted safety glass panes
- Sun shades
- Sliding windows on both sides
- Front / rear windscreen washer system
- Interval switch for windscreen wiper
- Outside and inside rear mirrors
- Heated outside mirror
- Air suspended seat
- Seat heating
- Head rest
- Control unit for dozer blade and travel direction control integrated in driver's seat
- Adjustable joystick steering
- Display instruments
- CD-Radio
- 24 V electrics
- Generator 80 A
- Battery disconnecting switch
- LED Working lights, 6 front / 4 rear
- Rotary beacon
- Audible backup alarm
- Warning horn
- Access steps right / left
- Towing eyes front / rear
- Reversing monitor
- Reversible fan

* must be ordered separately



Optional Equipment

- Premium compaction wheels with highly wear resistant teeth
- Blade 4356 mm (open design)
- Semi-U-Blade 3750mm
- Semi-U-Blade 4480mm
- PS3 Bucket 3800mm
- Pre start cabin heating
- Fire extinguisher
- Special painting
- Environmentally compliant hydraulic oil
- Protective ventilation system (Pre-installation)
- Lockable hood lock (anti-theft protection)
- Tool kit
- TELEMATIC POWER
- Tachograph
- Automatic heating - air conditioning

TECHNICAL DATA

Weights

Grossweight	kg
Operating weight CECE	kg
Axle load, front CECE	kg
Axle load, rear CECE	kg

Driving Characteristics

Speed (1), forward	km/h
Speed (1), reverse	km/h
Speed (2), forward	km/h
Speed (2), reverse	km/h
Speed (3), forward	km/h
Speed (3), reverse	km/h
Max. gradeability (dep. on soil con.)	%
Max. pushing force	kN

Drive

Engine manufacturer	
Type	
Emission stage	
Cooling	
Number of cylinders	
Performance ISO 9249	kW
Performance SAE J 1349	hp
Speed	min-1
Travel system	
Operating voltage	V

Compaction Wheels

Width, front / rear	mm
Outer diameter (front)	mm
Outer diameter (rear)	mm
Number of teeth/cutters, front	
Number of teeth/cutters, rear	
Compaction coverage per side	mm

Brakes

Service brake	
Parking brake	

Steering

Steering system	
Steering method	
Steering / oscillating angle +/-	grad
Track radius, inner	mm

Dozer Blade

Height adjustment over ground level	mm
Height adjustment below ground level	mm
Dozer blade capacity acc. to SAE J 1265	m ³

Capacities

Fuel	l
Engine oil	l
Hydraulic oil	l

BOMAG BC 672 RB-2

32.700
32.100
15.300
16.800

0- 4,0
0- 4,0
0- 7,5
0- 7,5
0- 12,0
0- 12,0
100
346

Deutz
TCD 2015 V06
Stage IIIa / TIER3
water
6
330,0
442,0
2.100
hydrost.
24

BOMAG BC 772 RB-2

37.100
36.500
17.400
19.100

0- 4,0
0- 4,0
0- 7,5
0- 7,5
0- 12,0
0- 12,0
100
394

Deutz
TCD 2015 V06
Stage IIIa / TIER3
water
6
330,0
442,0
2.100
hydrost.
24

1.350/1.125
1.660
1.660
60
50
1.350

hydrost.
hydromec.

oscil.artic.
hydraulic
40/15
3.090

1.200
120
11,6

500,0
39,0
350,0

REFUSE COMPACTORS

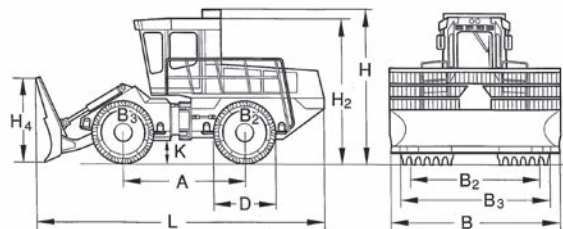
BC 672 RB-4, BC 772 RB-4



Fields of application:

This refuse compactor is purpose-built for use on large and small landfill sites taking in both industrial or domestic waste, including bulk waste and building material.

PRE 570 02 010



Dimensions in mm

	A	B	B2	B3	D	H	H2	H4	K	L
BC 672 RB-4	3500	3800	3550	3775	1660	4120	3820	1950	600	8370
BC 772 RB-4	3500	3800	3550	3775	1660	4120	3820	1950	600	8370



Standard Equipment

- Electronic engine management
- Electronic monitoring module with engine shut-down
- Engine air intake at a height of 4 m
- Dry air filter
- Cold starting system
- Multi fuel filter system
- Fuel bleeding pump
- Hydraulic all-wheel drive (Quad pump drive)
- Wear control in hydraulic circuit
- Hydraulically operated articulated steering system
- Oscillating articulated joint between front and rear frames
- Automatic central lubrication system
- Polygonal compaction wheels, teeth with replaceable caps*
- Adjustable scrapers in front of and behind each wheel
- All drive components well protected by the closed frame pan
- Wire deflector and drive protection on inner side of wheels
- Blade (3800 mm)*
- ROPS/FOPS
- Noise insulated cab
- Vibration insulated cab suspension
- Cab ventilation with overpressure
- Activated charcoal filter for odour restriction
- Tinted safety glass panes
- Sun shades
- Sliding windows on both sides
- Front / rear windscreen washer system
- Interval switch for windscreen wiper
- Outside and inside rear mirrors
- Heated outside mirror
- Air suspended seat
- Seat heating
- Head rest
- Control unit for dozer blade and travel direction control integrated in driver's seat
- Adjustable joystick steering
- Display instruments
- CD-Radio
- 24 V electrics
- Generator 150 A
- Battery disconnecting switch
- Working lights, 6 front / 4 rear
- Rotary beacon
- Audible backup alarm
- Warning horn
- Access steps right / left
- Towing eyes front / rear
- Air condition
- Heated rear windscreen
- Hydr. driven, reversible and speed controlled radiator fan
- Rearview camera

* must be ordered separately



Optional Equipment

- Premium compaction wheels with highly wear resistant teeth
- Semi-U-Blade 3750mm
- Semi-U-Blade 4480mm
- PS3 Bucket 3800mm
- Blade 4350mm
- Pre start cabin heating
- Fire extinguisher
- Special painting
- Environmentally compliant hydraulic oil
- Protective ventilation system (Pre-installation)
- Lockable hood lock (anti-theft protection)
- Tool kit
- TELEMATIC POWER
- Tarpomatic (Pre-installation)
- Tachograph
- Cold start device 115V
- Cold start device 230V

TECHNICAL DATA

Weights

Grossweight	kg
Operating weight CECE	kg
Axle load, front / rear CECE	kg

Driving Characteristics

Speed (1), forward	km/h
Speed (1), reverse	km/h
Speed (2), forward	km/h
Speed (2), reverse	km/h
Speed (3), forward	km/h
Speed (3), reverse	km/h
Max. gradeability (dep. on soil con.)	%
Max. pushing force	kN

Drive

Engine manufacturer	
Type	
Emission stage	
Exhaust gas aftertreatment	
Cooling	
Number of cylinders	
Performance ISO 9249	kW
Performance SAE J 1349	hp
Speed	min-1
Travel system	
Operating voltage	V

Compaction Wheels

Width, front / rear	mm
Outer diameter (front)	mm
Outer diameter (rear)	mm
Number of teeth/cutters, front	
Number of teeth/cutters, rear	
Compaction coverage per side	mm

Brakes

Service brake	
Parking brake	

Steering

Steering system	
Steering method	
Steering / oscillating angle +/-	grad
Track radius, inner	mm

Dozer Blade

Height adjustment over ground level	mm
Height adjustment below ground level	mm
Dozer blade capacity acc. to SAE J 1265	m ³

Capacities

Fuel	l
Engine oil	l
Hydraulic oil	l
AdBlue (DEF) ®	l

BOMAG BC 672 RB-4

33.200
32.600
15.300/17.300

0- 4,0
0- 4,0
0- 7,5
0- 7,5
0- 12,0
0- 12,0
100
346

Merc.-Benz
OM 471 LA
Stage IV / TIER4f
SCR
Liquid
6
340,0
456,0
1.700
hydrost.
24

1.350/1.125
1.660
1.660
60
50
1.350

hydrost.
hydromec.

oscil.artic.
hydraulic
40/15
3.090

1.200
120
11,6

500,0
39,0
350,0
95,0

BOMAG BC 772 RB-4

37.600
37.000
17.400/19.600

0- 4,0
0- 4,0
0- 7,5
0- 7,5
0- 12,0
0- 12,0
100
394

Merc.-Benz
OM 471 LA
Stage IV / TIER4f
SCR
Liquid
6
340,0
456,0
1.700
hydrost.
24

1.350/1.125
1.660
1.660
60
50
1.350

hydrost.
hydromec.

oscil.artic.
hydraulic
40/15
3.090

1.200
120
11,6

500,0
39,0
350,0
95,0

REFUSE COMPACTOR

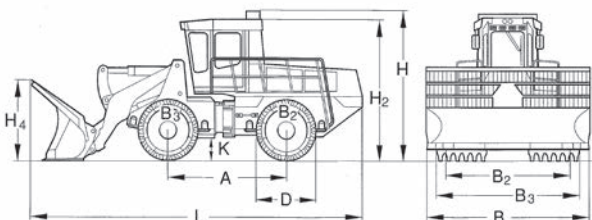
BC 772 RS-2



Fields of application:

This refuse compactor is purpose-built for use on large and small landfill sites taking in both industrial or domestic waste, including bulk waste and building material.

PRE 570 75 010



Dimensions in mm

	A	B	B2	B3	D	H	H2	H4	K	L
BC 772 RS-2	3875	3800	3550	3775	1660	4120	3820	1800	600	9275

a) Reach (45°)	1250 mm
b) Loading height	3250 mm
c) Lifting height	4450 mm
d) Transport position	600 mm
e) Max. unloading angle	50 °
f) Max. bucket inclination (in transport position)	50 °
y) Max. bucket inclination at max. lift height	74 °
Bucket contents	4,5 m³



Standard Equipment

- Electronic engine management
 - Electronic monitoring module with engine shut-down
 - Engine air intake at a height of 4 m
 - Dry air filter
 - Cold starting system
 - 3-stage fuel filter system
 - Fuel bleeding pump
 - Hydraulic all-wheel drive (Quad pump drive)
 - Wear control in hydraulic circuit
 - Hydraulically operated articulated steering system
 - Oscillating articulated joint between front and rear frames
 - Automatic central lubrication system (Bucket system, manual)
 - Polygonal compaction wheels, teeth with replaceable caps*
 - Adjustable scrapers in front of and behind each wheel
 - All drive components well protected by the closed frame pan
 - Wire deflector and drive protection on inner side of wheels
 - Bucket 3800 mm
 - ROPS/FOPS
 - Noise insulated cab
 - Vibration insulated cab suspension
 - Cab ventilation with overpressure
 - Activated charcoal filter for odour restriction
 - Tinted safety glass panes
 - Sun shade
 - Sliding windows on both sides
 - Front / rear windscreen washer system
 - Interval switch for windscreen wiper
 - Outside and inside rear mirrors
 - Heated outside mirror
 - Air suspended seat
 - Seat heating
 - Head rest
 - Control unit for bucket and travel direction control integrated in driver's seat
 - Adjustable joystick steering
 - Display instruments
 - CD-Radio
 - 24 V electrics
 - Generator 80 A
 - Battery disconnecting switch
 - LED Working lights, 6 front / 4 rear
 - Rotary beacon
 - Audible backup alarm
 - Warning horn
 - Access steps right / left
 - Towing eyes front / rear
 - Reversing monitor
 - Reversible fan
- * must be ordered separately



Optional Equipment

- Premium compaction wheels with highly wear resistant teeth
- Pre start cabin heating
- Fire extinguisher
- Special painting
- Environmentally compliant hydraulic oil
- Protective ventilation system (Pre-installation)
- Lockable hood lock (anti-theft protection)
- Tool kit
- TELEMATIC POWER
- Automatic heating - air conditioning
- Tachograph
- Bucket tooth system

TECHNICAL DATA

Weights

Grossweight	kg
Operating weight CECE	kg
Axle load, front CECE	kg
Axle load, rear CECE	kg

Driving Characteristics

Speed (1), forward	km/h
Speed (1), reverse	km/h
Speed (2), forward	km/h
Speed (2), reverse	km/h
Speed (3), forward	km/h
Speed (3), reverse	km/h
Max. gradeability (dep. on soil con.)	%
Max. pushing force	kN

Drive

Engine manufacturer	
Type	
Emission stage	
Cooling	
Number of cylinders	
Performance ISO 9249	kW
Performance SAE J 1349	hp
Speed	min-1
Travel system	
Operating voltage	V

Compaction Wheels

Width, front	mm
Width, rear	mm
Outer diameter (front)	mm
Outer diameter (rear)	mm
Number of teeth/cutters, front	
Number of teeth/cutters, rear	
Compaction coverage per side	mm

Brakes

Service brake	
Parking brake	

Steering

Steering system	
Steering method	
Steering angle +/-	grad
Oscillating angle +/-	grad
Track radius, inner	mm

Capacities

Fuel	l
Engine oil	l
Hydraulic oil	l

BOMAG BC 772 RS-2

37.900
37.300
20.800
16.500

0- 4,0
0- 4,0
0- 7,5
0- 7,5
0- 12,0
0- 12,0
75
403

Deutz
TCD 2015 V06
Stage IIIa / TIER3
water
6
330,0
442,0
2.100
hydrost.
24

1.350
1.125
1.660
1.660
60
50
1.350

hydrost.
hydromec.

oscil.artic.
hydraulic
30
15
3.750

750,0
36,0
350,0

REFUSE COMPACTOR

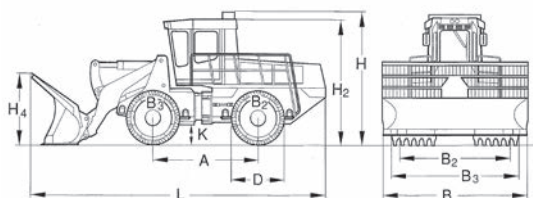
BC 772 RS-4



Fields of application:

This refuse compactor is purpose-built for use on large and small landfill sites taking in both industrial or domestic waste, including bulk waste and building material.

PRE 570 03 010



Dimensions in mm

	A	B	B2	B3	D	H	H2	H4	K	L
BC 772 RS-4	3875	3800	3550	3775	1660	4120	3820	1800	600	9525

a) Reach (45°)	1250 mm
b) Loading height	3250 mm
c) Lifting height	4450 mm
d) Transport position	600 mm
e) Max. unloading angle	50°
f) Max. bucket inclination (in transport position)	50°
y) Max. bucket inclination at max. lift height	74°
Bucket contents	4,5 m³



Standard Equipment

- Electronic engine management
- Electronic monitoring module with engine shut-down
- Engine air intake at a height of 4 m
- Dry air filter
- Cold starting system
- Multi fuel filter system
- Fuel bleeding pump
- Hydraulic all-wheel drive (Quad pump drive)
- Wear control in hydraulic circuit
- Hydraulically operated articulated steering system
- Oscillating articulated joint between front and rear frames
- Automatic central lubrication system (Bucket system, manual)
- Polygonal compaction wheels, teeth with replaceable caps*
- Adjustable scrapers in front of and behind each wheel
- All drive components well protected by the closed frame pan
- Wire deflector and drive protection on inner side of wheels
- Bucket 3800 mm
- ROPS/FOPS
- Noise insulated cab
- Vibration insulated cab suspension
- Cab ventilation with overpressure
- Activated charcoal filter for odour restriction
- Automatic heating - air conditioning
- Tinted safety glass panes
- Sun shade
- Sliding windows on both sides
- Front / rear windscreen washer system
- Interval switch for windscreen wiper
- Outside and inside rear mirrors
- Heated outside mirror
- Air suspended seat
- Seat heating
- Head rest
- Control unit for bucket and travel direction control integrated in driver's seat
- Adjustable joystick steering
- Display instruments
- CD-Radio
- 24 V electrics
- Generator 150 A
- Battery disconnecting switch
- Working lights, 6 front / 4 rear
- Rotary beacon
- Audible backup alarm
- Warning horn
- Access steps right / left
- Towing eyes front / rear
- Hydr. driven, reversible and speed controlled radiator fan
- Rearview camera

* must be ordered separately



Optional Equipment

- Premium compaction wheels with highly wear resistant teeth
- Pre start cabin heating
- Fire extinguisher
- Special painting
- Environmentally compliant hydraulic oil
- Protective ventilation system (Pre-installation)
- Lockable hood lock (anti-theft protection)
- Tool kit
- TELEMATIC
- Tachograph
- Bucket tooth system
- Cold start device 115V
- Cold start device 230V

TECHNICAL DATA

Weights

Grossweight	kg
Operating weight CECE	kg
Axle load, front CECE	kg
Axle load, rear CECE	kg

Driving Characteristics

Speed (1), forward	km/h
Speed (1), reverse	km/h
Speed (2), forward	km/h
Speed (2), reverse	km/h
Speed (3), forward	km/h
Speed (3), reverse	km/h
Max. gradeability (dep. on soil con.)	%
Max. pushing force	kN

Drive

Engine manufacturer	
Type	
Emission stage	
Exhaust gas aftertreatment	
Cooling	
Number of cylinders	
Performance ISO 9249	kW
Performance SAE J 1349	hp
Speed	min-1
Travel system	
Operating voltage	V

Compaction Wheels

Width, front	mm
Width, rear	mm
Outer diameter (front)	mm
Outer diameter (rear)	mm
Number of teeth/cutters, front	
Number of teeth/cutters, rear	
Compaction coverage per side	mm

Brakes

Service brake	
Parking brake	

Steering

Steering system	
Steering method	
Steering angle +/-	grad
Oscillating angle +/-	grad
Track radius, inner	mm

Capacities

Fuel	l
Engine oil	l
Hydraulic oil	l
AdBlue (DEF) @	l

BOMAG BC 772 RS-4

38.400
37.800
20.800
17.000

0- 4,0
0- 4,0
0- 7,5
0- 7,5
0- 12,0
0- 12,0
75
403

Merc.-Benz
OM 471 LA
Stage IV / TIER4f
SCR
Liquid
6
340,0
456,0
1.800
hydrost.
24

1.350
1.125
1.660
1.660
60
50
1.350

hydrost.
hydromec.

oscil.artic.
hydraulic
30
15
3.750

750,0
36,0
350,0
95,0

REFUSE COMPACTORS

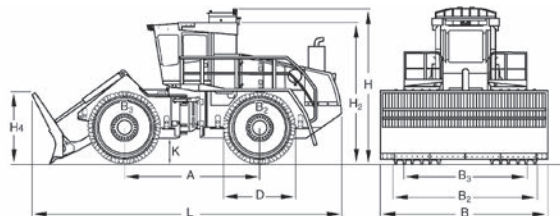
BC 972 RB-2, BC 1172 RB-2



Fields of application:

This refuse compactor is purpose-built for use on large and small landfill sites taking in both industrial or domestic waste, including bulk waste and building material.

PRE 570 80 010



Dimensions in mm

	A	B	B2	B3	D	H	H2	H4	K	L
BC 972 RB-2	4100	5200	4500	4260	2200	4845	4400	2225	765	9425
BC 1172 RB-2	4100	5200	4500	4260	2200	4845	4400	2225	765	9425



Standard Equipment

- Engine complying with exhaust gas standard EPA3 (EU 97/68/EG)
 - Electronic engine management
 - Electronic monitoring module with engine shut-down
 - Engine air intake at a height of 4 m
 - Dry air filter
 - Cold starting system
 - 3-stage fuel filter system
 - Fuel bleeding pump
 - Hydraulic all-wheel drive (Quad pump drive)
 - Wear control in hydraulic circuit
 - Hydraulically operated articulated steering system
 - Oscillating articulated joint between front and rear frames
 - Automatic central lubrication system
 - Polygonal compaction wheels, welded forged teeth*
 - Adjustable scrapers in front of and behind each wheel
 - Protection of all power train components by a armoured belly pan
 - Wire deflector and drive protection on inner side of wheels
 - Blade (5200 mm)*
 - ROPS/FOPS
 - Noise insulated cab
 - Vibration insulated cab suspension
 - Cab ventilation with overpressure
 - Activated charcoal filter for odour restriction
 - Tinted safety glass panes
 - Sun shades
 - Sliding windows on both sides
 - Front / rear windscreen washer system
 - Interval switch for windscreen wiper
 - Outside and inside rear mirrors
 - Heated outside mirror
 - Air cushioned seat with seat belts acc. to ISO 6683
 - Seat heating
 - Head rest
 - Control unit for dozer blade and travel direction control integrated in driver's seat
 - Adjustable joystick steering
 - Display instruments
 - CD-Radio
 - 24 V electrics
 - Generator 80 A
 - Battery disconnecting switch
 - LED Working lights, 6 front / 4 rear
 - Rotary beacon
 - Audible backup alarm
 - Warning horn
 - Access steps right / left
 - Towing eyes front / rear
 - Reversing monitor
 - Reversible fan
- * must be ordered separately



Optional Equipment

- Premium compaction wheels with highly wear resistant teeth
- Pre start cabin heating
- Fire extinguisher
- Special painting
- Environmentally compliant hydraulic oil
- Protective ventilation system (Pre-installation)
- Lockable hood lock (anti-theft protection)
- Tool kit
- Semi-U-Blade 5250mm
- Automatic heating - air conditioning

TECHNICAL DATA

Weights

Grossweight	kg
Operating weight CECE	kg
Axle load, front / rear CECE	kg

Dimensions

Rear overhang	mm
---------------------	----

Driving Characteristics

Speed (1), forward	km/h
Speed (1), reverse	km/h
Speed (2), forward	km/h
Speed (2), reverse	km/h
Speed (3), forward	km/h
Speed (3), reverse	km/h
Max. gradeability (dep. on soil con.)	%
Max. pushing force	kN

Drive

Engine manufacturer	
Type	
Emission stage	
Cooling	
Number of cylinders	
Performance ISO 9249	kW
Performance SAE J 1349	hp
Speed	min-1
Travel system	
Operating voltage	V

Compaction Wheels

Width, front	mm
Width, rear	mm
Outer diameter (front)	mm
Outer diameter (rear)	mm
Number of teeth/cutters, front	
Number of teeth/cutters, rear	
Compaction coverage per side	mm

Brakes

Service brake	
Parking brake	

Steering

Steering system	
Steering method	
Track radius, inner	mm
Steering / oscillating angle +/-	grad

Dozer Blade

Height adjustment over ground level	mm
Height adjustment below ground level	mm
Dozer blade capacity acc. to SAE J 1265	m ³

Capacities

Fuel	l
Engine oil	l
Hydraulic oil	l

BOMAG BC 972 RB-2

47.300
46.500
22.850/23.650

0- 3,0
0- 3,0
0- 5,0
0- 5,0
0- 12,0
0- 12,0
100
502

Deutz
TCD 2015 V08
Stage IIIa / TIER3
Liquid
8
440,0
590,0
1.900
hydrost.
24

hydrost.
hydromec.

oscil.artic.
hydraulic
3.050
40/15

1.375
50
15,8

1.000,0
47,0
590,0

BOMAG BC 1172 RB-2

55.300
54.500
26.850/27.650

0- 3,0
0- 3,0
0- 5,0
0- 5,0
0- 12,0
0- 12,0
100
588

Deutz
TCD 2015 V08
Stage IIIa / TIER3
Liquid
8
440,0
590,0
1.900
hydrost.
24

hydrost.
hydromec.

oscil.artic.
hydraulic
3.050
40/15

1.375
50
15,8

1.000,0
47,0
590,0

REFUSE COMPACTORS

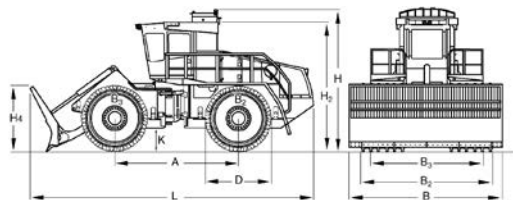
BC 972 RB-4L, BC 972 RB-4, BC 1172 RB-4



Fields of application:

This refuse compactor is purpose-built for use on large and small landfill sites taking in both industrial or domestic waste, including bulk waste and building material.

PRE 570 21 010



Dimensions in mm

	A	B	B2	B3	D	H	H2	H4	K	L
BC 972 RB-4L	4100	4540	4100	3860	2200	4845	4400	2225	765	9575
BC 972 RB-4	4100	5200	4500	4260	2200	4845	4400	2225	765	9575
BC 1172 RB-4	4100	5200	4500	4260	2200	4845	4400	2225	765	9575



Standard Equipment

- Electronic engine management
 - Electronic monitoring module with engine shut-down
 - Engine air intake at a height of 4 m
 - Dry air filter
 - Cold starting system
 - Multi fuel filter system
 - Fuel bleeding pump
 - Hydraulic all-wheel drive (Quad pump drive)
 - Wear control in hydraulic circuit
 - Hydraulically operated articulated steering system
 - Oscillating articulated joint between front and rear frames
 - Automatic central lubrication system
 - Polygonal compaction wheels, welded forged teeth*
 - Adjustable scrapers in front of and behind each wheel
 - All drive components well protected by the closed frame pan
 - Wire deflector and drive protection on inner side of wheels
 - Blade (5200 mm)*
 - ROPS/FOPS
 - Noise insulated cab
 - Vibration insulated cab suspension
 - Cab ventilation with overpressure
 - Activated charcoal filter for odour restriction
 - Automatic heating - air conditioning
 - Tinted safety glass panes
 - Sun shades
 - Sliding windows on both sides
 - Front / rear windscreen washer system
 - Interval switch for windscreen wiper
 - Outside and inside rear mirrors
 - Heated outside mirror
 - Air suspended seat
 - Seat heating
 - Head rest
 - Control unit for dozer blade and travel direction control integrated in driver's seat
 - Adjustable joystick steering
 - Display instruments
 - CD-Radio
 - 24 V electrics
 - Generator 80 A
 - Battery disconnecting switch
 - Working lights, 6 front / 4 rear
 - Rotary beacon
 - Audible backup alarm
 - Warning horn
 - Access steps right / left
 - Towing eyes front / rear
 - Hydr. driven, reversible and speed controlled radiator fan
 - Rearview camera
- * must be ordered separately

Optional Equipment

- Premium compaction wheels with highly wear resistant teeth
- Pre start cabin heating
- Fire extinguisher
- Special painting
- Protective ventilation system (Pre-installation)
- Lockable hood lock (anti-theft protection)
- Tool kit
- TELEMATIC
- Semi-U-Blade 5244mm
- Cold start device 115V
- Cold start device 230V



TECHNICAL DATA

Weights

Grossweight	kg
Operating weight CECE	kg
Axle load, front / rear CECE	kg

Driving Characteristics

Speed (1), forward	km/h
Speed (1), reverse	km/h
Speed (2), forward	km/h
Speed (2), reverse	km/h
Speed (3), forward	km/h
Speed (3), reverse	km/h
Max. gradeability (dep. on soil con.) .	%
Max. pushing force	kN

Drive

Engine manufacturer	
Type	
Emission stage	
Exhaust gas aftertreatment	
Cooling	
Number of cylinders	
Performance ISO 9249	kW
Performance SAE J 1349	hp
Speed	min-1
Travel system	
Operating voltage	V

Compaction Wheels

Width, front	mm
Width, rear	mm
Number of teeth/cutters, front	
Number of teeth/cutters, rear	
Compaction coverage per side	mm

Brakes

Service brake	
Parking brake	

Steering

Steering system	
Steering method	
Track radius, inner	mm
Steering / oscillating angle +/-	grad

Dozer Blade

Height adjustment over ground level .	mm
Height adjustment below ground level	mm
Dozer blade capacity acc. to SAE J 1265	m3

Capacities

Fuel	l
Engine oil	l
Hydraulic oil	l
AdBlue (DEF) @	l

BOMAG BC 972 RB-4L

45.200
44.400
20.850/23.550

0- 3,0
0- 3,0
0- 5,0
0- 5,0
0- 12,0
0- 12,0
100
479

Merc. Benz/MTU
OM 473 LA
Stage IV / TIER4f
SCR
Liquid
6
430,0
576,0
1.700
hydrost.
24

hydrost.
hydromec.

oscil.artic.
hydraulic
3.250
40/15

1.375
50
13,3

1.000,0
47,0
590,0
95,0

BOMAG BC 972 RB-4

49.300
48.500
22.850/24.950

0- 3,0
0- 3,0
0- 5,0
0- 5,0
0- 12,0
0- 12,0
100
502

Merc. Benz/MTU
OM 473 LA
Stage IV / TIER4f
SCR
Liquid
6
430,0
576,0
1.700
hydrost.
24

hydrost.
hydromec.

oscil.artic.
hydraulic
3.050
40/15

1.375
50
15,8

1.000,0
47,0
590,0
95,0

BOMAG BC 1172 RB-4

56.600
55.800
26.850/28.950

0- 3,0
0- 3,0
0- 5,0
0- 5,0
0- 12,0
0- 12,0
100
588

Merc. Benz/MTU
OM 473 LA
Stage IV / TIER4f
SCR
Liquid
6
430,0
576,0
1.700
hydrost.
24

hydrost.
hydromec.


oscil.artic.
hydraulic
3.050
40/15

1.375
50
15,8

1.000,0
47,0
590,0
95,0

REFUSE COMPACTORS

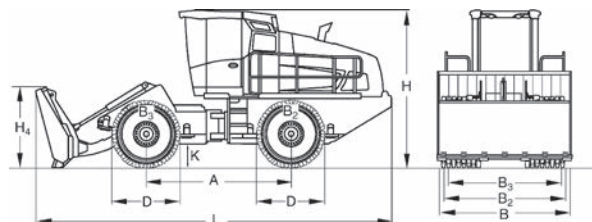
BC 473 RB-5, BC 573 RB-5



Fields of application:

This refuse compactor is purpose-built for use on large and small landfill sites taking in both industrial or domestic waste, including bulk waste and building material.

PRE 930 21 010



Dimensions in mm

	A	B	B2	B3	D	H	H4	K	L
BC 473 RB-5	3500	3600	3560	3335	1660	3820	1950	600	8610
BC 573 RB-5	3500	3600	3560	3335	1660	3820	1950	600	8610



Standard Equipment

- Electronic engine management
- Electronic monitoring module with engine shut-down
- Dry air filter
- Multi fuel filter system
- Fuel bleeding pump
- Four wheel drives, hydraulic differential lock in the front and rear
 - (Twin pump drive – BC 473 RB-4)
- Four wheel drives with 4 pumps
 - (Quad pump drive – BC 573 RB-4)
- Wear control in hydraulic circuit
- Oscillating articulated joint between front and rear frames
- Polygonal compaction wheels, teeth with replaceable caps*
- Adjustable scrapers in front of and behind each wheel
- All drive components well protected by the closed frame pan
- Wire deflector and drive protection on inner side of wheels
- Blade 3600 mm*
- ROPS/FOPS
- Noise insulated cab with heating – air conditioning
- Vibration insulated cab suspension
- Safety glass cabin window panes
- Sun visor
- Hinged window left
- Windscreen wiper / washer front
- Outside rear mirrors
- Activated carbon filter
- High air intake
- Air suspended seat
- Central lubrication system
- TELEMATIC POWER
- Joystick steering
- Display instruments
- Lockable cabin/engine hood
- 24 V electrics
- Generator 150 A
- Battery disconnecting switch
- Working lights, 4 front / 2 rear
- Audible backup alarm
- Warning horn
- Access steps right / left
- Towing eyes front / rear
- Heated rear screens
- Reversible fan
- Working platform
- Rearview camera

* must be ordered separately



Optional Equipment

- Premium compaction wheels with highly wear resistant teeth
- CD-Radio
- Pre start cabin heating
- Rotary beacon
- Fire extinguisher
- Special painting
- Electrical anti-theft system with numerical code
- Protective ventilation system (Pre-installation)
- Tool kit
- Protective grille for cabin
- Climatronic
- Semi-U-Blade 3590mm
- Tachograph
- Cold start device
- LED Working head lights
- Cold start device (115V)
- Cold start device (230V)
- Protective grille, rear

TECHNICAL DATA

Weights

Grossweight	kg
Operating weight CECE	kg
Axle load, front CECE	kg
Axle load, rear CECE	kg

Driving Characteristics

Speed (1), forward	km/h
Speed (1), reverse	km/h
Speed (2), forward	km/h
Speed (2), reverse	km/h
Max. gradeability (dep. on soil con.)	%
Max. pushing force	kN

Drive

Engine manufacturer	
Type	
Emission stage	
Exhaust gas aftertreatment	
Cooling	
Number of cylinders	
Performance ISO 9249	kW
Performance SAE J 1349	hp
Speed	min-1
Travel system	
Operating voltage	V

Compaction Wheels

Width, front	mm
Width, rear	mm
Outer diameter (front)	mm
Outer diameter (rear)	mm
Number of teeth/cutters, front	
Number of teeth/cutters, rear	
Compaction coverage per side	mm

Brakes

Service brake	
Parking brake	

Steering

Steering system	
Steering method	
Steering angle +/-	grad
Oscillating angle +/-	grad
Track radius, inner	mm

Dozer Blade

Height adjustment over ground level	mm
Height adjustment below ground level	mm
Dozer blade capacity acc. to SAE J 1265	m3

Capacities

Fuel	l
Hydraulic oil	l
AdBlue (DEF) ®	l

BOMAG BC 473 RB-5

26.800
26.000
12.750
13.250

0- 4,5
0- 4,5
0- 12,0
0- 12,0
100
281

Merc. Benz/MTU
OM 936 LA
Stage V / TIER4f
SCR+DOC+DPF
Liquid
6
210,0
281,0
2.200
hydrost.
24

1.125
1.125
1.660
1.660
50
50
1.238

hydrost.
hydromec.

oscil.artic.
hydraulic
35
15
3.762

1.200
120
11,0

375,0
260,0
40,0

BOMAG BC 573 RB-5

29.100
28.300
13.900
14.400

0- 4,5
0- 4,5
0- 12,0
0- 12,0
100
305

Merc. Benz/MTU
OM 936 LA
Stage V / TIER4f
SCR+DOC+DPF
Liquid
6
210,0
281,0
2.200
hydrost.
24

1.125
1.125
1.660
1.660
50
50
1.238


hydrost.
hydromec.

oscil.artic.
hydraulic
35
15
3.762

1.200
120
11,0

375,0
260,0
40,0

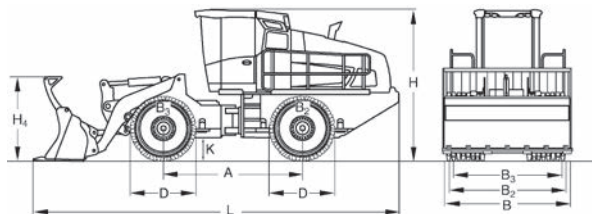
REFUSE COMPACTOR BC 473 RS-5



Fields of application:

This refuse compactor is purpose-built for use on large and small landfill sites taking in both industrial or domestic waste, including bulk waste and building material.

PRE 930 22 010



Dimensions in mm

	A	B	B2	B3	D	H	H4	K	L
BC 473 RS-5	3500	3198	3110	2885	1660	3820	2130	600	9230



- Electronic engine management
 - Electronic monitoring module with engine shut-down
 - Dry air filter
 - Multi fuel filter system
 - Fuel bleeding pump
 - Four wheel drives, hydraulic differential lock in the front and rear (Twin pump drive)
 - Wear control in hydraulic circuit
 - Oscillating articulated joint between front and rear frames
 - Polygonal compaction wheels, teeth with replaceable caps*
 - Adjustable scrapers in front of and behind each wheel
 - All drive components well protected by the closed frame pan
 - Wire deflector and drive protection on inner side of wheels
 - Bucket 3200 mm*
 - ROPS/FOPS
 - Noise insulated cab with heating – air conditioning
 - Vibration insulated cab suspension
 - Safety glass cabin window panes
 - Sun visor
 - Hinged window left
 - Windscreen wiper / washer front
 - Outside rear mirrors
 - Activated carbon filter
 - High air intake
 - Air suspended seat
 - Central lubrication system
 - TELEMATIC POWER
 - Joystick steering
 - Display instruments
 - Lockable cabin/engine hood
 - 24 V electrics
 - Generator 150 A
 - Battery disconnecting switch
 - Working lights, 4 front / 2 rear
 - Audible backup alarm
 - Warning horn
 - Access steps right / left
 - Towing eyes front / rear
 - Heated rear screens
 - Reversible fan
 - Working platform
 - Rearview camera
- * must be ordered separately



Optional Equipment

- Premium compaction wheels with highly wear resistant teeth
- CD-Radio
- Pre start cabin heating
- Rotary beacon
- Fire extinguisher
- Special painting
- Electrical anti-theft system with numerical code
- Tool kit
- Protective grille for cabin
- Climatronic
- Tachograph
- Cold start device
- Protective ventilation system (Pre-installation)
- Bucket tooth system
- LED Working head lights
- Cold start device (115V)
- Cold start device (230V)
- Protective grille, rear

TECHNICAL DATA

Weights

Grossweight	kg
Operating weight CECE	kg
Axle load, front CECE	kg
Axle load, rear CECE	kg

Driving Characteristics

Speed (1), forward	km/h
Speed (1), reverse	km/h
Speed (2), forward	km/h
Speed (2), reverse	km/h
Max. gradeability (dep. on soil con.)	%
Max. pushing force	kN

Drive

Engine manufacturer	
Type	
Emission stage	
Exhaust gas aftertreatment	
Cooling	
Number of cylinders	
Performance ISO 9249	kW
Performance SAE J 1349	hp
Speed	min-1
Travel system	
Operating voltage	V

Compaction Wheels

Width, front	mm
Width, rear	mm
Outer diameter (front)	mm
Outer diameter (rear)	mm
Number of teeth/cutters, front	
Number of teeth/cutters, rear	
Compaction coverage per side	mm

Brakes

Service brake	
Parking brake	

Steering

Steering system	
Steering method	
Steering angle +/-	grad
Oscillating angle +/-	grad
Track radius, inner	mm

Capacities

Fuel	l
Hydraulic oil	l
AdBlue (DEF) ®	l

BOMAG BC 473 RS-5

26.500
25.700
12.300
13.400

0- 4,5
0- 4,5
0- 12,0
0- 12,0
100
281

Merc. Benz/MTU
OM 936 LA
Stage V / TIER4f
SCR+DOC+DPF
Liquid
6
210,0
281,0
2.200
hydrost.
24

900
900
1.660
1.660
40
40
1.013

hydrost.
hydromec.

oscil.artic.
hydraulic
35
15
3.762

375,0
260,0
40,0

REFUSE COMPACTORS

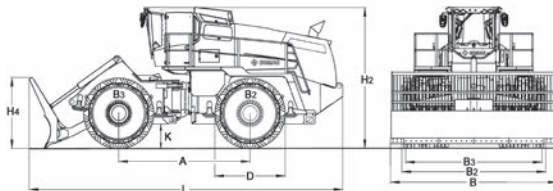
BC 873 RB-5, BC 973 RB-5, BC 1173 RB-5



Fields of application:

This refuse compactor is purpose-built for use on large and small landfill sites taking in both industrial or domestic waste, including bulk waste and building material.

PRE 930 40 010



Dimensions in mm

	A	B	B2	B3	D	H2	H4	K	L
BC 873 RB-5	4100	4540	4100	3860	2200	4400	2225	765	9575
BC 973 RB-5	4100	5200	4500	4265	2200	4400	2285	765	9765
BC 1173 RB-5	4100	5200	4500	4265	2200	4400	2285	765	9765



Standard Equipment

- Electronic engine management
 - Electronic monitoring module with engine shut-down
 - Engine air intake at a height of 4 m
 - Dry air filter
 - Cold starting system
 - Multi fuel filter system
 - Fuel bleeding pump
 - Hydraulic all-wheel drive (Quad pump drive)
 - Wear control in hydraulic circuit
 - Hydraulically operated articulated steering system
 - Oscillating articulated joint between front and rear frames
 - Automatic central lubrication system
 - Polygonal compaction wheels, welded forged teeth*
 - Adjustable scrapers in front of and behind each wheel
 - All drive components well protected by the closed frame pan
 - Wire deflector and drive protection on inner side of wheels
 - Blade (5200 mm)*
 - ROPS/FOPS
 - Noise insulated cab
 - Vibration insulated cab suspension
 - Cab ventilation with overpressure
 - Activated charcoal filter for odour restriction
 - Automatic heating - air conditioning
 - Tinted safety glass panes
 - Sun shades
 - Hinged window, left
 - Windscreen wiper/washer, front
 - Interval switch for windscreen wipers
 - Outer rear-view mirror, electrically adjustable
 - Heated outside mirror
 - Air suspended seat
 - Seat heating
 - Head rest
 - Control unit for dozer blade and travel direction control integrated in driver's seat
 - Adjustable joystick steering
 - Display instruments
 - CD-Radio
 - 24 V electrics
 - Generator 80 A
 - Battery disconnecting switch
 - LED Working lights, 4 front/4 rear/2 lateral
 - Rotary beacon
 - Audible backup alarm
 - Warning horn
 - Access steps right / left
 - Towing eyes front / rear
 - Hydr. driven, reversible and speed controlled radiator fan
 - Rearview camera
 - TELEMATIC POWER
- * must be ordered separately



Optional Equipment


- Premium compaction wheels with highly wear resistant teeth
- Pre start cabin heating
- Fire extinguisher
- Special painting
- Protective ventilation system (Pre-installation)
- Hood lock (anti-theft protection)
- Tool kit
- Semi-U-Blade 5244mm
- Cold start device 115V
- Cold start device 230V

TECHNICAL DATA

	BC 873 RB-5	BC 973 RB-5	BC 1173 RB-5
Weights			
Grossweight	42.100	46.800	57.200
Operating weight CECE	41.500	46.200	56.600
Driving Characteristics			
Speed (1), forward	0- 12,0	0- 12,0	0- 12,0
Speed (1), reverse	0- 12,0	0- 12,0	0- 12,0
Max. gradeability (dep. on soil con.) .	100	100	100
Max. pushing force	448	502	613
Drive			
Engine manufacturer	Merc. Benz/MTU	Merc. Benz/MTU	Merc. Benz/MTU
Type	OM 473 LA	OM 473 LA	OM 473 LA
Emission stage	Stage V / TIER4f	Stage V / TIER4f	Stage V / TIER4f
Exhaust gas aftertreatment	DOC+DPF+SCR	DOC+DPF+SCR	DOC+DPF+SCR
Cooling	Liquid	Liquid	Liquid
Number of cylinders	6	6	6
Performance ISO 9249	340,0	430,0	430,0
Performance SAE J 1349	456,0	576,0	576,0
Speed	1.600	1.600	1.600
Travel system	hydrost.	hydrost.	hydrost.
Operating voltage	24	24	24
Compaction Wheels			
Width, front	1.200	1.400	1.400
Width, rear	1.200	1.400	1.400
Number of teeth/cutters, front	60	72	72
Number of teeth/cutters, rear	60	72	72
Compaction coverage per side	1.320	1.520	1.520
Brakes			
Service brake	hydrost.	hydrost.	hydrost.
Parking brake	hydromec.	hydromec.	hydromec.
Steering			
Steering system	oscil.artic.	oscil.artic.	oscil.artic.
Steering method	hydraulic	hydraulic	hydraulic
Track radius, inner	3.250	3.050	3.050
Steering / oscillating angle +/-	40/15	40/15	40/15
Dozer Blade			
Height adjustment over ground level .	1.375	1.375	1.375
Height adjustment below ground level	50	50	50
Dozer blade capacity acc. to SAE J 1265	13,8	15,8	15,8
Capacities			
Fuel	1.000,0	1.000,0	1.000,0
Engine oil	47,0	47,0	47,0
Hydraulic oil	590,0	590,0	590,0
AdBlue (DEF) ®	95,0	95,0	95,0

TABLE OF CONTENTS

ASPHALT MANAGER	343
E_{VIB}	344
ECONOMIZER	345
BTM	347
BCM start	348
BCM 05	349
BCM 05 positioning	350
BCM net	351
TELEMATIC	352
Application Tips	354
Compaction Performance	357
Earth Work	357
Asphalt Work	359
Earth and Asphalt Work	361
Terminology	363
Maintenance/Parts Service	385



ASPHALT MANAGER (AM 2)

Automatic compaction control: Display of E_{VIB} [MN/m²]

Brief description:

ASPHALT MANAGER is an intelligent compaction system which automatically adjusts amplitude. The AM 2 system is the enhanced successor to the popular ASPHALT MANAGER with E_{VIB} display [MN/m²]. The system visually displays the compaction progress achieved; the E_{VIB} value is now used as a measuring and control value. This directly controls the applied amplitude, and can also control the target value. ASPHALT MANAGER (AM 2) is now the premier system for automatic compaction control into which BOMAG has programmed specific empirical results (database) to provide the optimum settings for nearly all asphalt applications. The roller operator preselects typical applications with the aid of simple menus, making compaction work ever more efficient.

Consistent use of ASPHALT MANAGER (AM 2) – especially on large-scale projects – means active quality management, and lower costs for compaction work.

Fields of application:

The ASPHALT MANAGER system demonstrates its superiority over conventional vibration or pure oscillation in higher efficiency and versatility of the roller fitted with this system. However, depending on the application an oscillating movement may either be set automatically or manually. Especially the rolling of joints (hot against cold) can be comfortably performed, because uncontrolled jumping of the drum, as with vibration, is avoided.

Jumping of a drum on thin layers or difficult to compact materials is reliably prevented.


On the other hand, thick layers are compacted more effectively by directed vibrations (good depth effect).

Since the resultant direction of force always adjusts to the direction of travel, the surface quality improves especially on scuff-sensitive types of asphalt.

ATM automatically provides the maximum compaction energy per pass.

Advantages of the AM:

- The compaction increase for the entire surface is displayed in MN/m². Increase of E_{VIB} = Increase in compaction
- Automatic adaptation of the compaction power
- Prevention of loosening and particle damage in the material caused by jumping of the drum
- Wider range of applications with better compaction quality
- Direction of forces matching the direction of travel for a better surface quality
- The AM is equipped as standard with a display (BOMAG Operational Panel). This enables the roller driver to receive the following information in addition to the soil stiffness value E_{VIB} :
 - Currently effective amplitude
 - Surface temperature of the mix
 - Diagnostic system for servicing
- The AM is prepared as standard for the connection of a measuring recorder (optional) for E_{VIB}



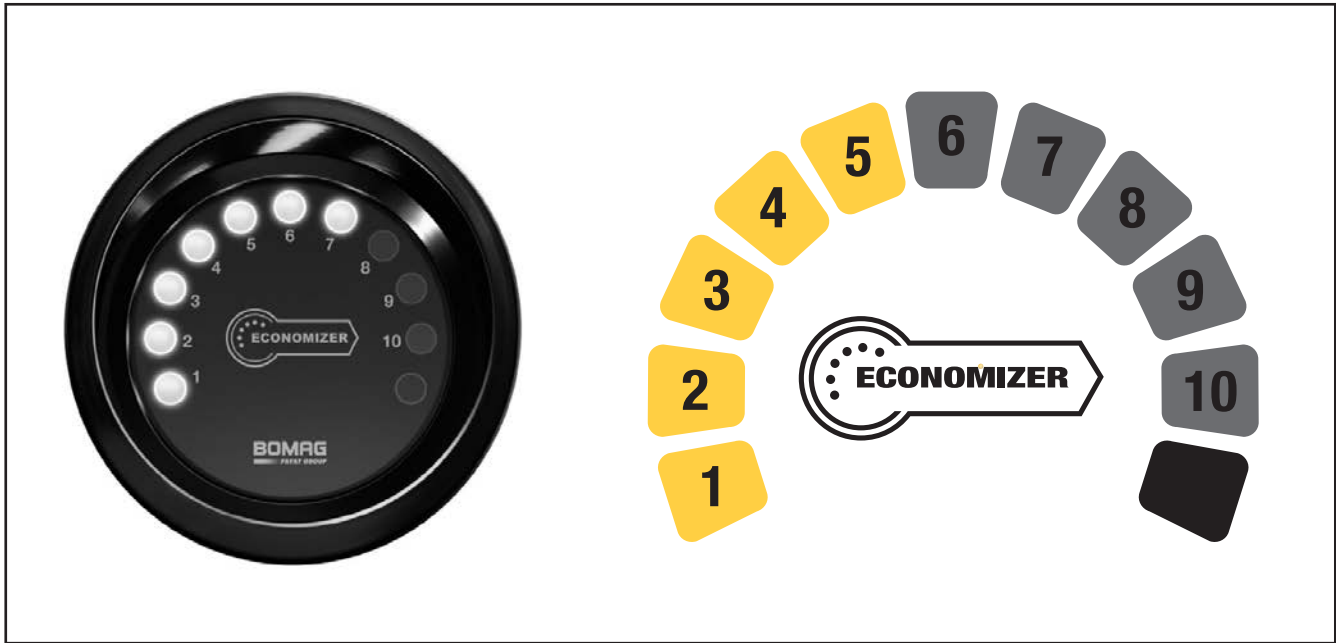
COMPACTION METROLOGY E_{VIB}-METER BEM

The E_{VIB}-Meter (BEM), newly developed by BOMAG, is a compaction measuring system for continuous determination and analogue display of the dynamic soil stiffness in form of the vibration modulus E_{VIB} [MN/m²]. The BEM is employed to assist the roller operator in the qualitative and quantitative assessment of compaction in earthwork, road construction and landscape gardening.

Concise description:

Ground contact force and subsidence of the drum are determined on basis of acceleration measurements on the vibrating drum body and used to calculate the vibration modulus E_{VIB} [MN/m²]. E_{VIB} describes the dynamic soil stiffness and is directly related with the deformation modulus EV2 of the static plate load test acc. to DIN 18196.

The BEM consists of a transducer and computer unit and the analogue E_{VIB} display.



ECONOMIZER

The Economizer is a compaction measuring system which uses stiffness measurements. During the rolling process, compaction progress can be displayed on up to 10 LEDs. An increasing number of LEDs means an increase in compaction. If the number of LEDs remains constant after several roller passes, an increase in compaction is no longer possible or the asphalt mix to be compacted has already cooled down too much. This may cause jumping of the drum and is indicated by an additional red LED.

Other displays:

- asphalt surface temperature
- warning of jump risk (red LED)
- optimum working speed (when vibrating)

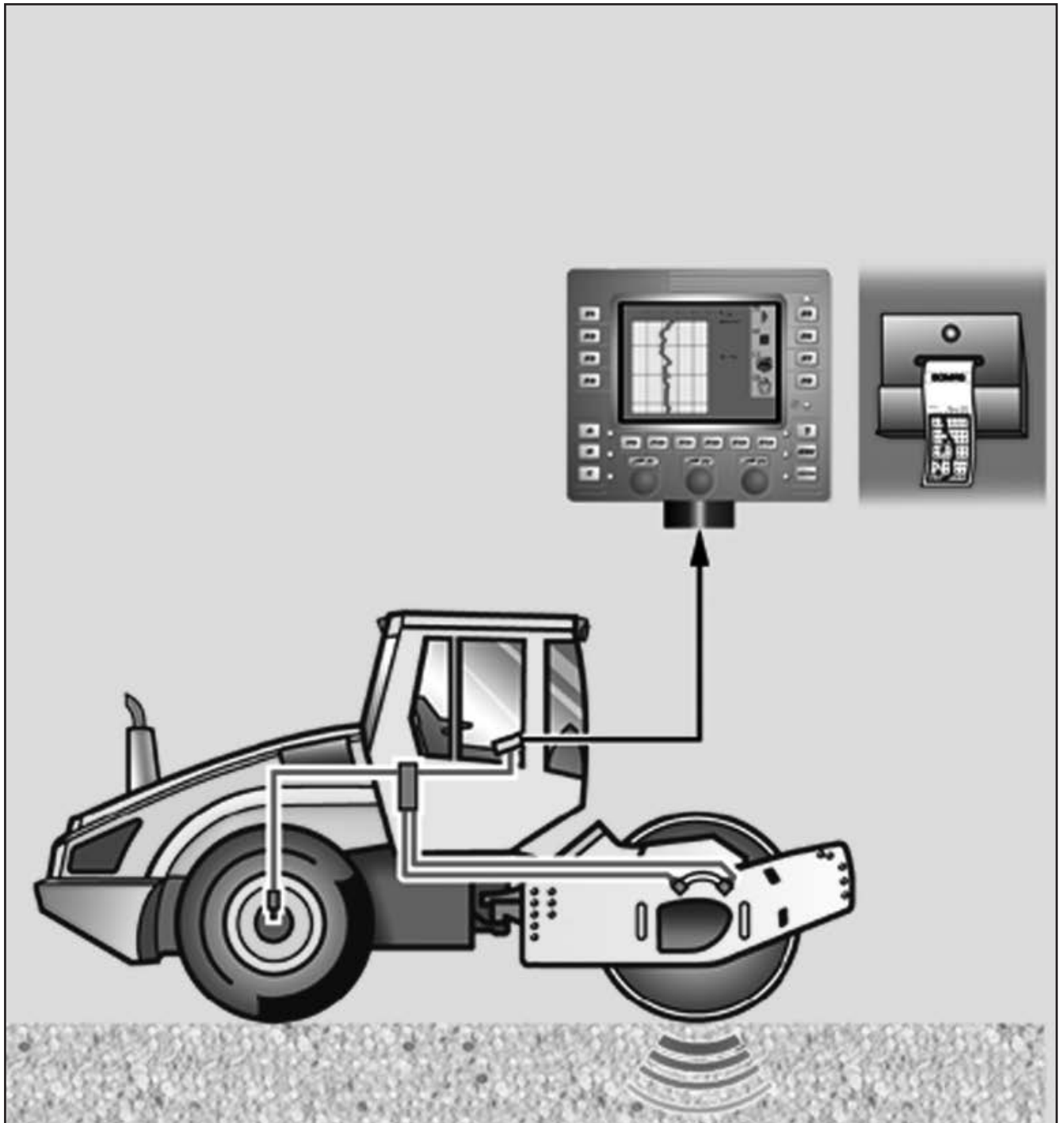
Prerequisites:

- solid substructure of the material to be compacted
- asphalt surface min. 80 °C

The advantages:

- avoids unnecessary passes
(no overcompaction, saves time and fuel)
- identifies weak spots
(no rework)
- system-integrated measuring system
(switch vibration on)
- easy to understand
(no calibration since it is a relative measuring value)

The Economizer is optionally available for reversible plates, tandem rollers BW 80 – BW 138 AD-5 and BW 141 – 206 AD-5 / -50; (not for AM or AP rollers)



COMPACTION MEASURING TECHNOLOGY TERRAMETER

The dynamic soil stiffness is continuously calculated as a vibration module E_{VIB} [MN/m²] using the BOMAG measuring system Terrameter. The terrameter is used to support the roller driver to optimise work, in assessing and controlling compaction and in the context of surface covering dynamic compaction control (SCCC) when compacting soils, unbound base layers and anti-frost materials.

Concise description:

For calculation of the vibration modulus E_{VIB} [MN/m²] ground contact force and subsidence of the drum are determined on basis of acceleration measurements taken on the vibrating drum body. E_{VIB} describes the dynamic stiffness and enables a qualitative and quantitative assessment of compaction and load bearing capacity. The E_{VIB} -value is directly related with the deformation modulus E_{V2} of the static plate load test acc. to DIN 18196.

The terrameter prof consist of transducer unit to pick up the acceleration signals, the computer to process the acceleration signals and to determine the E_{VIB} -values.

The terrameter measuring system is part of the standard equipment on VARIOCONTROL rollers.

Benefits of Terrameter is

- Direct determination of the dynamic soil stiffness in form of the vibration modulus E_{VIB} in MN/m², analogue to the static plate load test acc. to DIN 18196
- Qualitative and quantitative assessment of compaction and load bearing capacity of the ground
- Immediate detection of weak spots and inhomogeneities
- Proof of the maximum possible compaction
- Documentation of results as a line diagram whilst rolling (printer)
- Reduction of the extent of conventional testing by targeted application of conventional testing methods
- Optimization of the deployment of compaction equipment
- Reduction of costs for machines, operation and personnel



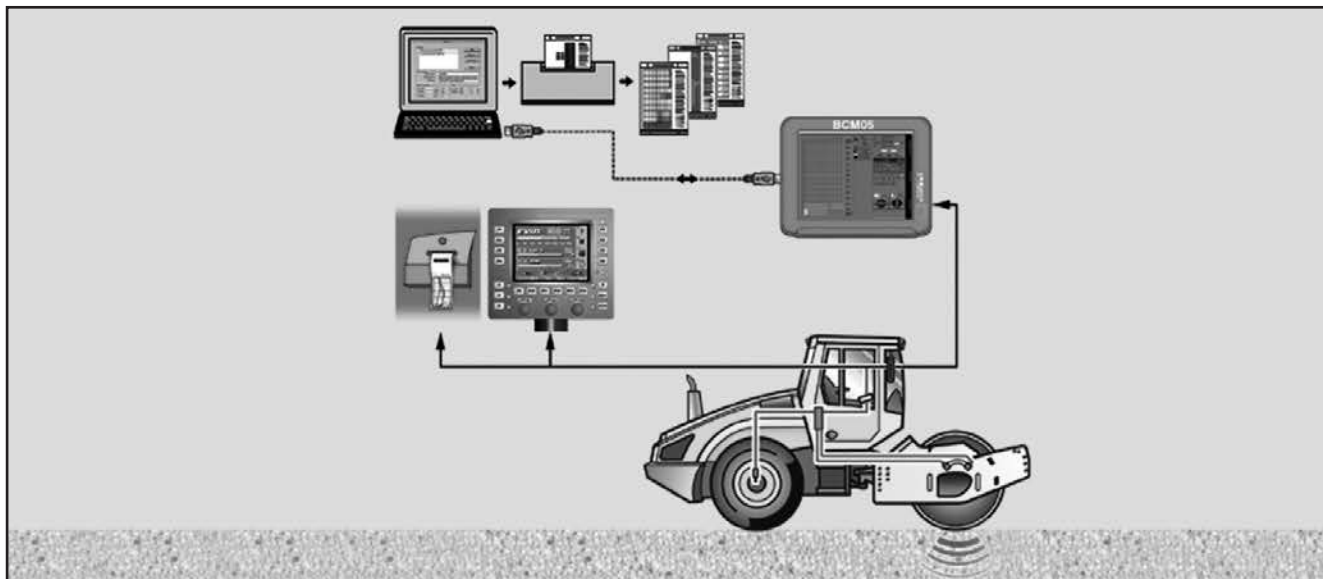
BCM START

With BCM start BOMAG now offers a very simple to handle and economical system for continuous documentation of passes and, in case of asphalt applications, also the compaction temperature. BCM start consists of the BCM start tablet PC with touch-screen, integrated BCM start software and bracket, as well as the BOMAG Starfire GPS-receiver.

During the compaction process the roller driver is informed about his position and the number of completed passes. He recognizes whether targets have been reached or further passes are required. A pdf-document can be loaded on a USB-stick as a protocol of the completed work. The document shows the processed area with a statistical evaluation of passes and, if necessary, the compaction temperature of the asphalt. Special features of this system are simple operation, robust and well proven hardware and software modules and, due to the highly attractive purchasing costs, excellent cost effectiveness for the contractor.

Advantages of BCM start

- Can be quickly and easily installed on all BOMAG single drum rollers and asphalt rollers
- Is immediately ready for operation, without any project preparation
- Offers simple and intuitive operation
- Visualizes compaction passes and temperature
- Enhances the compaction quality
- Supports the roller driver
- Optimizes the use of machines
- Provides a printable pdf-document with a pass and temperature map via USB



COMPACTION MEASURING TECHNOLOGY COMPACTION MANAGEMENT BCM 05

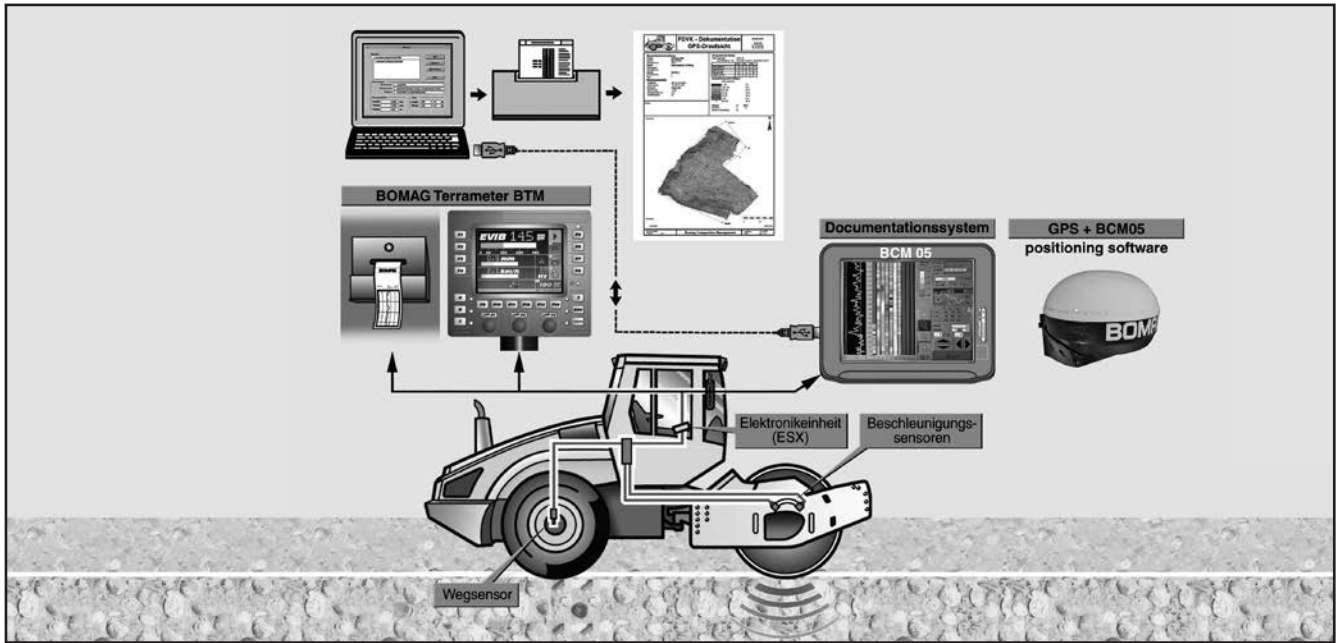
BOMAG Compaction Management BCM 05 offers surface covering dynamic compaction control. The BCM 05 is a convenient way to manage measurement data and it provides extensive evaluation options. The EVIB values calculated by the measuring system (BEM or BTM) are graphically illustrated and saved on the Tablet PC. The measured values are displayed in freely selectable colour intervals. Compaction progress, achievement of target values and the appearance of weak points in the surface are easily identifiable in real-time during compaction. Data can be transferred to a stationary PC by USB stick and can be further analysed and documented using the "BCM 05 office" software. Machine utilisation can be optimised with the aid of BCM 05. The application risk is minimised by surface covering control and documentation. The BCM 05 can also be used on BOMAG asphalt rollers with Asphalt Manager, and it's very easy to change between different machines.

BCM 05 includes:

- A robust Tablet PC with touchscreen suitable for construction site use, with a textile protective cover
- A holder for attachment within the cab
- BCM 05 mobile and BCM office software
- USB stick

Advantages:

- Provides continuous, clear information during compaction
- Identifies poorly compacted or compactable areas
- Illustrates compaction progress
- Illustrates target value achievements using colour intervals
- Manages measured data clearly with product, construction plot, shift and field structure
- Creates concise measurement logs
- Minimises the application risk
- Increases the efficiency of compaction
- Simple to operate with a robust design
- Can be used on several machines

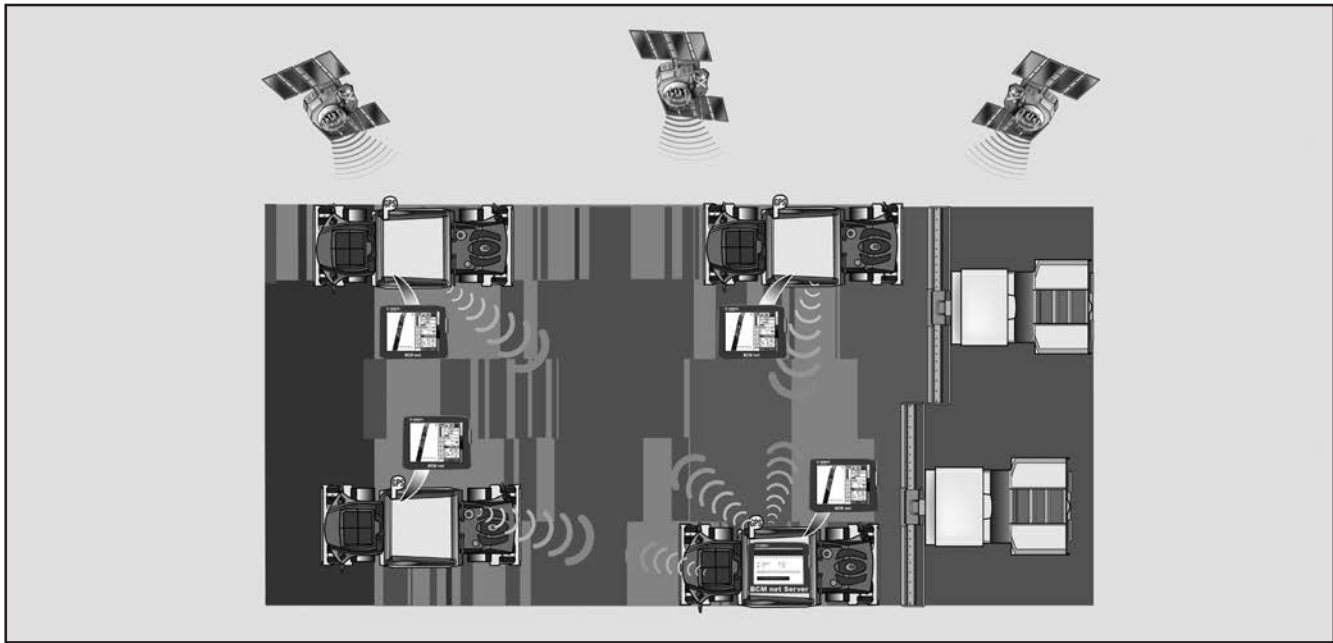


COMPACTION MEASURING TECHNOLOGY COMPACTION MANAGEMENT BCM 05 POSITIONING

BCM 05 positioning connects GPS positioning data to E_{VIB} measured values. BCM 05 enables manipulation-proof, very userfriendly SCCC. BCM 05 positioning is sent positioning data from the “StarFire” DGPS receiver, achieving an accuracy of 15 cm with an integrated correction signal. Alternatively, GPS data from other conventional DGPS systems can also be used via an interface. This means the user can take advantage of existing on-site infrastructures. BCM 05 positioning simplifies SCCC; in contrast to track-bound detection the BCM 05 does not ask for field specifications, so the roller driver no longer has to assign the current roller track to the corresponding field area. BCM 05 positioning consequently prevents any misoperation and manipulation. This makes the quality of documentation unrivalled.

BCM 05 positioning offers the following functions:

- Allocation of roller positioning data to E_{VIB} measured values
- Convenient graphic display on a Tablet PC (see BCM 05)
- Completely manipulation-proof documentation
- Monitoring and documentation of roller passes
- Integration of construction sites. Coordinate systems and/or station axes on linear construction sites
- Detailed evaluation options and statistical analyses



BCM NET

BCM net links up all rollers on one earthworks and asphalt construction site involved in the compaction process. The individual measuring data and position of the rollers are made available to all connected participants in real time. The BCM 05 screen provides every roller operator with information about his own compaction work and that of every other operator involved in the process. The site's overall compaction situation is continuously presented and documented as compaction, E_{VIB} , pass, or for asphalt construction sites, temperature map.

The BCM net comprises a server, a WLAN module for each roller involved in the group and BCM net software. As a prerequisite for BCM net each participating roller must be equipped with a BCM 05 and the BOMAG Starfire GPS system. Up to 8 machines can be linked. Every 10 seconds each roller receives an updated image. The reach of the WLAN network is 150 m. Should the connections fail because of a too large distance to the server or dead spots, no data will be lost. Once the connection is up again, the overall image will be updated.

BCM net advantages

- Uniform system components and software for asphalt and earthwork applications
- Depiction of static and dynamic passes as well as the compaction progress of all participating rollers
- Depiction of E_{VIB} -values, E_{VIB} -increases and temperature
- Analysis and documentation of E_{VIB} values, passes under specified temperatures and speed limitations
- Bridging over of temporary connection disruptions and dead spots
- Smooth handling with asynchronous start of all roller tasks



TELEMATIC

BOMAG TELEMATIC is a fleet management system for the efficient deployment of all machines. With BOMAG TELEMATIC the machine operator can localize his machines and also detect and save operating states. The actual operating hours are documented. BOMAG TELEMATIC is able to detect unauthorized use and theft and simplify maintenance of the machine. The system consists of a machine integrated hardware and an internet application. All data are saved in a database. Access is individually determined for each user and password protected in the internet.

Funktion volume BOMAG TELEMATIC START:

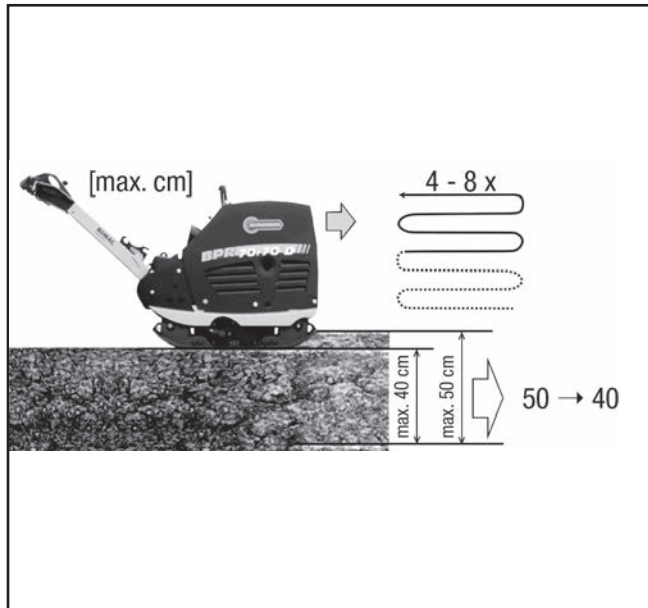
- Localization – recording of operating hours
- Theft protection by virtual fences
- Alarm message when leaving virtual fences
- Alarm message when used outside defined times
- Maintenance scheduling
- Maintenance regime
- Idle times / standstill analysis
- Two freely determinable digital inputs







The START stage is available for BOMAG heavy equipment (= self-propelled). The scope of performance of BOMAG TELEMATIC includes the complete service for transfer and provision of data for a period of 36 months. No additional costs. At the end of the 36 months, the service can be extended under the terms and conditions applicable at that time. BOMAG TELEMATIC is also compatible for machines from other manufacturers. 8-32 V power supply required. Data transfer from GSM / GPRS radio network.






For real-time transfer network coverage must be available. Should a network temporarily not be available, the data will be saved and transferred later. BOMAG TELEMATIC is not globally available.

NOTICE






APPLICATION TIPS FOR EARTHWORKS AND ASPHALTWORKS



	50 → 40	kN	kg
	BT 60 BT 65	≤ 15 16-17	< 62 62-85
	B(V)P 10/xx - BVP 18/45 BP 20/50 (D) BP 25/50 (D)	< 20 ≥ 20 ≥ 25	47-91 95-109 108-122
	BPR 25/xx BPR 35/xx BPR 45/55 D, BPR 50/55 D BPR 55/65 D, BPR 60/65 D BPR 70/70 D BPR 100/80 D, BPH 80/65 S	≤ 25 ≤ 35 ≤ 50 ≤ 60 ≤ 70 ≤ 100	≤ 150 ≤ 230 ≤ 400 ≤ 460 ≤ 600 > 700
	BW 55 E BW 71 E-2	10 16	≤ 170 ≤ 530
	BW 65 H BW 75 H	22 40	≤ 800 ≤ 1100
	BMP 8500	72	≤ 1500

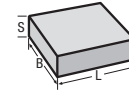
	kN	kg	2 - 4 cm	6 - 8 cm	10 - 14 cm
	BT 60, BT 65	14-17	55-85	–	✓
	B(V)P 10/35 - BP 20/50 BP 25/50 - BP 25/50 D	10-20 < 25	47-109 > 108	✓ ✓	– ✓ (10 cm)
	BPR 25/XX BPR 35/XX BPR 45/55 D - BPR 70/70 D	≤ 25 ≤ 35 45-70	< 150 < 300 390-600	✓ – –	✓ (10 cm) ✓ ✓
	BW 55 E BW 71 E-2	10-16 10-16	150-500 150-500	✓ ✓	– ✓
	BW 65 H, BW 75 H	22-40	650-1100	✓	✓

- These guidelines are the result of trial compaction and site operations. Compaction specifications can generally be achieved in four to eight passes under normal application conditions.


Rock 	Crushed stones 	Gravel/Sand 	Mixed soil 	Silt/Clay 
–	30 → 25	45 → 35	35 → 30	30 → 25
–	30 → 25	50 → 40	35 → 30	30 → 25
–	–	25 → 20	20 → 15	–
–	–	30 → 25	25 → 20	–
–	15 → 13	35 → 30	30 → 25	20 → 15
–	35 → 30	30 → 25	30 → 25	20 → 15
–	35 → 30	30 → 25	30 → 25	20 → 15
–	42 → 35	35 → 30	35 → 30	30 → 25
–	50 → 40	45 → 35	45 → 35	30 → 25
35 → 40	55 → 45	50 → 40	50 → 40	35 → 30
50 → 45	75 → 60	60 → 50	60 → 50	40 → 35
–	–	25 → 20	25 → 20	–
–	–	25 → 20	25 → 20	18 → 15
–	13 → 10	25 → 20	25 → 20	12 → 10
–	13 → 10	30 → 25	30 → 25	18 → 15
–	35 → 30	40 → 35	40 → 35	35 → 30



APPLICATION TIPS FOR PAVING WORKS



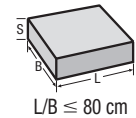
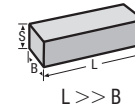
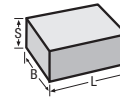
Plastic mat



- Natural stone (smooth or rough)
- Concrete blocks and plates
- Small to medium-sized surfaces

S = Thickness	kN	kg	6 cm	8-10 cm	> 12 cm
B(V)P 10/XX - BP 12/40 B(V)P 18/45 - BP 25/50	≤ 12 > 15	47-83 83-125	✓ ✓	- -	- -
BPR 25/XX BPR 35/XX - BPR 40/60 D	≤ 25 ≤ 35	≤ 150 ≤ 230	✓ ✓	✓ ✓	- -
BPR 45/55 D - BPR 60/65 D BPR 70/70 D	≤ 60 > 65	≤ 460 > 550	- -	✓ ✓	✓ ✓

- These guidelines are the result of trial compaction and site operations. Compaction specifications can generally be achieved in four to eight passes under normal application conditions.



STONEGUARD



- Concrete blocks
- Smooth natural stone
- Large surfaces
- Non bevelled stones
- Sensitive surfaces

S = Thickness	kN	kg	6 cm	8 cm	10 cm	> 10 cm
BPR 25/50 D	≤ 25	≤ 150	✓	✓	-	-
BPR 35/60 BPR 35/60 D	≤ 35	≤ 230	✓	✓	✓	-
BPR 50/55 D BPR 55/65 D BPR 60/65 D	≤ 60	≤ 460	-	✓ ⁽¹⁾	✓	✓

- Please observe the paving stone manufacturer's laying instructions.
- Since it is not possible to make generalisations about the different concrete blocks, BOMAG GmbH recommends laying test areas.

EARTH WORK

Reference values for layer thickness dependent upon the compaction equipment

Type of machine/ Operating weight CECE	(t)	Compacted layer thickness (m)			
		Rock	Gravel, Sand	Mixed soil	Silt, Clay
Tandem Rollers					
BW 80 AD-5	1,6	-	0,25	0,20	0,15
BW 90 AD-5	1,6	-	0,25	0,20	0,15
BW 100 ADM-5	1,7	-	0,25	0,20	0,15
BW 90 SC-5	1,7	-	0,25	0,20	0,15
BW 100 SC-5	1,7	-	0,25	0,20	0,15
BW 900-50	1,2	-	0,20	0,15	0,15
BW 100 AD-5	2,5	-	0,30	0,25	0,15
BW 120 AD-5	2,7	-	0,30	0,25	0,15
BW 131 AD-5	4,0	-	0,30	0,25	0,15
BW 135 AD-5	3,9	-	0,30	0,25	0,15
BW 138 AD-5	4,3	-	0,35	0,30	0,15
BW 141 AD-5	6,9	-	0,40	0,30	0,20
BW 151 AD-5	7,6	-	0,40	0,30	0,20
BW 154 AD-5	8,3	-	0,40	0,30	0,20
BW 161 AD-5	10,0	-	0,40	0,30	0,20
BW 190 AD-5	12,1	-	0,40	0,30	0,20
BW 202 AD-5	12,3	-	0,50	0,40	0,20
BW 191 AD-5	13,5	-	0,40	0,30	0,20
BW 206 AD-5	14,1	-	0,50	0,40	0,20
BW 151 AD-5 AM	7,9	-	0,40	0,30	0,20
BW 161 AD-5 AM	10,2	-	0,40	0,30	0,20
BW 191 AD-5 AM	13,9	-	0,40	0,30	0,20
BW 206 AD-5 AM	14,1	-	0,40	0,40	0,20
BW 161 ADO-5	9,6	-	0,40	0,30	0,20
BW 190 ADO-5	11,5	-	0,40	0,30	0,20
BW 202 ADO-5	11,7	-	0,50	0,40	0,20
BW 191 ADO-5	13,1	-	0,40	0,30	0,20
BW 206 ADO-5	14,1	-	0,50	0,40	0,20
BW 141 AD-50	6,9	-	0,40	0,30	0,20
BW 151 AD-50	7,6	-	0,40	0,30	0,20
BW 161 AD-50	10,0	-	0,40	0,30	0,20
BW 202 AD-50	12,3	-	0,50	0,30	0,20
BW 206 AD-50	14,1	-	0,50	0,30	0,20
BW 161 ADO-50	9,5	-	0,40	0,30	0,20
BW 202 ADO-50	11,6	-	0,50	0,40	0,20

Type of machine/ Operating weight CECE	(t)	Compacted layer thickness (m)			
		Rock	Gravel, Sand	Mixed soil	Silt, Clay
Combination Rollers					
BW 90 AC-5	1,6	-	0,20	0,15	0,15
BW 100 ACM-5	1,7	-	0,20	0,15	0,15
BW 100 SCC-5	1,7	-	0,25	0,20	0,15
BW 100 AC-5	2,3	-	0,25	0,20	0,15
BW 115 AC-5	2,6	-	0,25	0,20	0,15
BW 120 AC-5	2,5	-	0,25	0,20	0,15
BW 131 ACW-5	3,5	-	0,25	0,25	0,15
BW 138 AC-5	4,1	-	0,30	0,25	0,15
BW 151 AC-5	7,5	-	0,35	0,30	0,20
BW 161 AC-5	9,7	-	0,40	0,30	0,20
BW 151 AC-50	7,5	-	0,35	0,30	0,20

Pneumatic Tyred Rollers					
*BW 11 RH-5	up to 9	-	0,30	0,25	0,20
*BW 24 RH	up to 24	-	0,30	0,25	0,20
*BW 27 RH	up to 27	-	0,30	0,25	0,20
*BW 27 RH-4i	up to 27	-	0,30	0,25	0,20
*BW 25 RH	up to 25	-	0,35	0,25	0,25
*an additional tandem roller is normally needed					

The reference values in the following tables are the results of compaction trials and practical applications. Under normal application related conditions the required compaction values are thereby reached after four to eight passes.

EARTH WORK

Actual output

Type of machine/ Operating weight CECE	(t)	Compacted layer thickness (m)			
		Rock	Gravel, Sand	Mixed soil	Silt, Clay
Tandem Rollers					
BW 80 AD-5	1,6	-	60-110	42-85	33-65
BW 90 AD-5	1,5	-	70-120	45-90	35-70
BW 100 ADM-5	1,7	-	75-140	50-100	36-70
BW 90 SC-5	1,7	-	70-120	45-90	35-70
BW 100 SC-5	1,7	-	75-140	50-100	36-70
BW 900-50	1,2	-	50-100	35-70	30-55
BW 100 AD-5	2,4	-	80-145	55-105	38-73
BW 120 AD-5	2,6	-	85-170	65-125	43-85
BW 131 AD-5	4,0	-	85-170	65-125	43-85
BW 135 AD-5	3,9	-	90-180	70-140	40-80
BW 138 AD-5	4,3	-	100-200	80-160	50-100
BW 141 AD-5	6,9	-	120-250	100-200	60-120
BW 151 AD-5	7,6	-	140-280	120-250	65-210
BW 154 AD-5	8,3	-	140-280	120-250	65-210
BW 161 AD-5	10,0	-	150-320	140-260	100-220
BW 190 AD-5	12,1	-	260-500	180-360	140-220
BW 202 AD-5	12,3	-	280-550	200-400	150-250
BW 191 AD-5	13,5	-	260-500	180-360	140-220
BW 206 AD-5	14,1	-	280-550	200-400	150-250
BW 151 AD-5 AM	7,9	-	150-300	150-280	140-280
BW 161 AD-5 AM	10,2	-	180-340	150-280	110-180
BW 191 AD-5 AM	13,9	-	180-340	150-280	110-180
BW 206 AD-5 AM	14,1	-	180-340	150-280	150-280
BW 161 ADO-5	9,6	-	150-320	135-260	100-220
BW 190 ADO-5	11,5	-	260-550	180-360	140-220
BW 202 ADO-5	11,7	-	280-550	200-400	150-250
BW 191 ADO-5	13,1	-	260-500	180-360	140-220
BW 206 ADO-5	14,1	-	280-550	200-400	150-250
BW 141 AD-50	6,9	-	140-280	120-250	50-120
BW 151 AD-50	7,6	-	150-310	130-280	60-180
BW 161 AD-50	10,0	-	150-320	140-260	100-220
BW 202 AD-50	12,3	-	280-550	200-400	150-250
BW 206 AD-50	14,1	-	280-550	200-400	150-250
BW 161 ADO-50	9,5	-	150-320	140-260	100-220
BW 202 ADO-50	11,6	-	280-550	200-400	150-250

Type of machine/ Operating weight CECE	(t)	Compacted layer thickness (m)			
		Rock	Gravel, Sand	Mixed soil	Silt, Clay
Combination Rollers					
BW 90 AC-5	1,6	-	70-120	35-80	30-40
BW 100 ACM-5	1,7	-	70-120	35-80	30-60
BW 100 SCC-5	1,7	-	75-140	50-100	36-70
BW 100 AC-5	2,3	-	65-130	45-90	33-65
BW 115 AC-5	2,6	-	75-160	65-125	43-85
BW 120 AC-5	2,4	-	75-160	65-125	43-85
BW 131 ACW-5	3,5	-	80-180	70-140	50-90
BW 138 AC-5	4,1	-	90-190	75-150	50-95
BW 151 AC-5	7,5	-	140-220	100-200	70-110
BW 161 AC-5	9,7	-	120-250	120-230	90-170
BW 151 AC-50	7,5	-	140-220	100-200	70-110

Pneumatic Tyred Rollers					
*BW 11 RH-5	up to 9	-	500-600	400-500	300-400
*BW 24 RH	up to 24	-	75-150	75-150	100-180
*BW 27 RH	up to 27	-	120-200	80-180	120-250
*BW 27 RH-4i	up to 27	-	120-200	80-180	120-250
*BW 25 RH	up to 25	-	100-180	75-150	100-180
*an additional tandem roller is normally needed					

The reference values in the following tables are the results of compaction trials and practical applications. Under normal application related conditions the required compaction values are thereby reached after four to eight passes.

ASPHALT WORK

Actual output

Type of machine/ Operating weight CECE	(t)	Compaction output (m ² /h)		
		Layer thickness		
		2-4 cm	6-8 cm	10-14 cm
Tandem Rollers				
BW 80 AD-5	1,6	250-350	200-250	170-200
BW 90 AD-5	1,5	250-400	210-280	200-250
BW 100 ADM-5	1,7	300-500	220-300	220-280
BW 90 SC-5	1,7	250-400	210-280	200-250
BW 100 SC-5	1,7	300-500	220-300	220-280
BW 900-50	1,2	250-350	200-250	170-200
BW 100 AD-5	2,4	300-500	250-300	250-300
BW 120 AD-5	2,6	350-600	250-350	250-350
BW 131 AD-5	4,0	430-750	320-460	300-400
BW 135 AD-5	3,9	430-750	320-460	300-400
BW 138 AD-5	4,3	460-810	350-500	320-420
BW 141 AD-5	6,9	650-1100	400-650	350-450
BW 151 AD-5	7,6	850-1400	480-700	420-580
BW 154 AD-5	8,3	900-1500	550-800	450-600
BW 161 AD-5	10,0	1200-1800	700-950	600-750
BW 190 AD-5	12,1	1350-2200	800-1150	700-875
BW 202 AD-5	12,3	1450-2400	850-1300	750-950
BW 191 AD-5	13,5	2100-2400	1200-1400	900-1200
BW 206 AD-5	14,1	2200-2600	1200-1500	1000-1250
BW 151 AD-5 AM	7,9	850-1200	800-1000	550-700
BW 161 AD-5 AM	10,2	1100-1800	600-1000	500-800
BW 191 AD-5 AM	13,9	1700-2400	1200-1400	1200-1400
BW 206 AD-5 AM	14,1	1900-2600	1200-1500	1250-1500
BW 161 ADO-5	9,6	1200-1800	700-950	600-750
BW 190 ADO-5	11,5	1350-2200	800-1150	700-875
BW 202 ADO-5	11,7	1450-2400	850-1300	750-950
BW 191 ADO-5	13,1	2100-2400	1200-1400	900-1200
BW 206 ADO-5	16,7	2200-2600	1200-1500	1000-1250
BW 141 AD-50	6,9	650-1100	400-650	350-450
BW 151 AD-50	7,6	850-1400	480-700	420-580
BW 161 AD-50	10,0	1200-1800	700-950	600-750
BW 202 AD-50	12,3	1450-2400	850-1300	750-950
BW 206 AD-50	14,1	2200-2600	1200-1500	1000-1250
BW 161 ADO-50	9,5	1200-1800	700-950	600-750
BW 202 ADO-50	11,6	1450-2400	850-1300	750-950

Type of machine/ Operating weight CECE	(t)	Compaction output (m ² /h)		
		Layer thickness		
		2-4 cm	6-8 cm	10-14 cm
Tandem Rollers				
BW 154 AP-4	7,1	800-1200	500-700	400-500
BW 174 AP-4	9,2	1100-1700	600-900	500-650
BW 174 AP-4i	9,2	1100-1700	600-900	500-650
BW 154 AP-4 AM	9,5	750-1300	450-750	450-550
BW 174 AP-4 AM	9,5	1100-1800	600-1000	500-800
BW 174 AP-4i AM	9,5	1100-1800	600-1000	500-800

Combination Rollers				
BW 90 AC-5	1,6	250-350	200-250	170-200
BW 100 ACM-5	1,7	250-350	200-250	170-200
BW 100 SCC-5	1,7	30-500	220-300	220-280
BW 100 AC-5	2,3	250-400	220-300	200-250
BW 115 AC-5	2,6	300-500	250-350	220-280
BW 120 AC-5	2,4	300-500	250-350	220-280
BW 131 ACW-5	3,5	370-620	300-450	220-300
BW 138 AC-5	4,1	450-750	350-500	270-375
BW 151 AC-5	7,5	750-1150	450-550	350-450
BW 161 AC-5	9,7	1100-1500	600-800	550-650
BW 154 ACP-4i	7,2	750-1100	450-650	350-550
BW 154 ACP-4i AM	7,4	750-1100	450-650	350-550
BW 151 AC-50	7,5	750-1150	450-550	350-450
BW 161 AC-50	9,7	1100-1500	600-800	550-650

Pneumatic Tyred Rollers				
*BW 11 RH-5	up to 9	2000-3200	1200-1600	1000-1200
*BW 24 RH	up to 24	900-1400	500-700	400-500
*BW 27 RH	up to 27	1000-1600	600-800	500-600
*BW 27 RH-4i	up to 27	1000-1600	600-800	500-600
*BW 25 RH	up to 25	900-1500	500-700	400-500
*an additional tandem roller is normally needed				

ASPHALT WORK

Actual output

Type of machine/ Operating weight CECE	(t)	Compaction output (t/h)		
		Layer thickness		
		2-4 cm	6-8 cm	10-14 cm

Tandem Rollers				
BW 80 AD-5	1,6	10-30	25-45	35-70
BW 90 AD-5	1,5	15-30	30-50	40-80
BW 100 ADM-5	1,7	15-40	35-60	50-90
BW 90 SC-5	1,7	15-30	30-50	40-80
BW 100 SC-5	1,7	15-40	35-60	50-90
BW 900-50	1,2	10-25	20-40	30-60
BW 100 AD-5	2,4	15-40	40-60	60-100
BW 120 AD-5	2,6	20-45	40-70	70-120
BW 131 AD-5	4,0	20-45	40-70	70-120
BW 135 AD-5	3,9	30-55	50-85	75-130
BW 138 AD-5	4,3	30-55	50-90	75-135
BW 141 AD-5	6,9	35-70	70-150	100-180
BW 151 AD-5	7,6	40-80	80-170	120-200
BW 154 AD-5	8,3	40-80	80-170	120-220
BW 161 AD-5	10,0	50-100	100-200	150-230
BW 190 AD-5	12,1	70-120	120-230	190-300
BW 202 AD-5	12,3	80-160	130-270	200-340
BW 191 AD-5	13,5	120-260	200-250	270-400
BW 206 AD-5	14,1	130-280	210-270	290-430
BW 151 AD-5 AM	7,9	50-110	140-170	170-200
BW 161 AD-5 AM	10,2	60-130	100-230	160-280
BW 191 AD-5 AM	13,9	120-220	200-250	320-400
BW 206 AD-5 AM	14,1	130-230	210-270	340-430
BW 161 ADO-5	9,6	50-100	100-200	150-230
BW 190 ADO-5	11,5	70-120	120-230	190-300
BW 202 ADO-5	11,7	80-160	130-270	200-340
BW 191 ADO-5	13,1	120-260	200-250	270-400
BW 206 ADO-5	14,1	130-280	210-270	290-430
BW 141 AD-50	6,9	35-60	50-1330	80-150
BW 151 AD-50	7,6	35-70	60-130	90-160
BW 161 AD-50	10,0	50-100	100-200	150-230
BW 202 AD-50	12,3	80-160	130-270	200-340
BW 206 AD-50	14,1	80-180	150-380	300-450
BW 161 ADO-50	9,5	50-100	100-200	150-230
BW 202 ADO-50	11,6	80-160	130-270	200-340

Type of machine/ Operating weight CECE	(t)	Compaction output (t/h)		
		Layer thickness		
		2-4 cm	6-8 cm	10-14 cm

Tandem Rollers				
BW 154 AP-4	7,1	30-60	60-130	80-160
BW 174 AP-4	9,2	50-110	90-180	140-210
BW 174 AP-4i	9,2	50-110	90-180	140-210
BW 154 AP-4 AM	7,3	35-70	70-150	100-180
BW 174 AP-4 AM	9,5	60-120	110-210	190-300
BW 174 AP-4i AM	9,5	60-120	110-210	190-300

Combination Rollers

BW 90 AC-5	1,6	10-35	30-45	40-70
BW 100 ACM-5	1,7	10-35	30-45	40-70
BW 100 SCC-5	1,7	15-40	35-60	50-90
BW 100 AC-5	2,3	15-35	35-50	45-90
BW 115 AC-5	2,6	15-35	35-50	45-90
BW 120 AC-5	2,4	20-40	40-60	55-105
BW 131 ACW-5	3,5	20-40	40-60	55-105
BW 138 AC-5	4,1	30-55	50-90	65-115
BW 151 AC-5	7,5	40-80	100-180	140-200
BW 161 AC-5	9,7	40-80	100-180	140-200
BW 154 ACP-4i	7,2	30-55	60-120	80-150
BW 154 ACP-4i AM	7,4	35-65	65-140	90-170
BW 151 AC-50	7,5	40-50	60-120	80-130
BW 161 AC-50	9,7	40-80	100-180	140-200

Pneumatic Tyred Rollers

*BW 11 RH-5	up to 9	90-180	270-360	450-540
*BW 24 RH	up to 24	20-50	50-80	70-130
*BW 27 RH	up to 27	30-80	60-100	80-150
*BW 27 RH-4i	up to 27	30-80	60-100	80-150
*BW 25 RH	up to 25	20-60	50-90	70-140

*an additional tandem roller is normally needed

EARTH AND ASPHALT WORK

Reference values for layer thickness dependent upon the compaction equipment

Type of machine/ Operating weight CECE	(t)	Compacted layer thickness (m)			
		Rock	Gravel, Sand	Mixed soil	Silt, Clay

Single Drum Rollers					
BW 124 DH-5	3,3	-	0,35	0,25*	0,15
BW 124 PDH-5	3,4	-	0,35	0,25	0,20*
BW 145 D-5	4,8	-	0,40*	0,30*	0,15
BW 145 DH-5	4,8	-	0,40*	0,30*	0,15
BW 145 PDH-5	5,0	-	0,40	0,30	0,20*
BW 177 D-5	6,6	-	0,45*	0,35*	0,15
BW 177 DH-5	6,7	-	0,45*	0,35	0,15
BW 177 PDH-5	7,0	-	0,45	0,35	0,20*
BW 177 BVC-5	7,0	0,80*	0,50*	0,40*	0,20
BW 211 D-5	10,6	0,70*	0,50*	0,40*	0,20
BW 211 DH-5	10,9	0,70*	0,50*	0,40*	0,20
BW 211 PD-5	12,1	0,70	0,50	0,40	0,25*
BW211 PDH-5	12,6	0,70	0,50	0,40	0,3*
BW 212 D-5	11,5	0,75*	0,50*	0,40*	0,20
BW 212 DH-5	11,7	0,75*	0,50*	0,40*	0,25
BW 212 PD-5	12,9	0,80	0,50	0,40	0,30*
BW 213 D-5	12,5	0,80*	0,50*	0,40*	0,20
BW 213 DH-5	12,7	0,80*	0,50*	0,40*	0,25
BW 213 PDH-5	13,8	0,90	0,60	0,50	0,30*
BW 213 BVC-5	13,8	1,20*	0,80*	0,60*	0,30
BW 213 DH + P-5	15,1	0,90	0,65	0,50	0,25
BW 213 BVC + P-5	15,9	1,20	0,80	0,60	0,30
BW 214 D-5	13,9	0,90*	0,65*	0,50*	0,25
BW 216 D-5	16,0	1,10*	0,75*	0,55*	0,30
BW 216 PD-5	17,1	0,90	0,75	0,55	0,35*
BW 216 DH-5	16,0	1,10*	0,75*	0,55*	0,30
BW 216 PDH-5	17,1	1,20	0,80	0,60	0,35*

Type of machine/ Operating weight CECE	(t)	Compacted layer thickness (m)			
		Rock	Gravel, Sand	Mixed soil	Silt, Clay

Single Drum Rollers					
BW 219 D-5	19,4	1,40*	1,00*	0,70*	0,30
BW 219 PD-5	20,0	1,40	1,00	0,70	0,35*
BW 219 DH-5	19,4	1,40*	1,00*	0,70*	0,35
BW 219 PDH-5	20,0	1,60	1,20	0,80	0,40*
BW 219 BV-5	20,3	1,70*	1,20*	0,85*	0,40
BW 226 DH-5	25,0	2,00*	1,50*	1,00*	0,50
BW 226 PDH-5	25,7	2,00	1,50	1,00	0,55*
BW 226 BVC-5	25,9	2,00*	1,60*	1,10*	0,50
BW 226 DI-5	25,3	2,00	2,00*	1,50*	0,80*
BW 226 RC-5	26,3	1,00*		0,70	0,50
BW 211 D-40	9,5	0,70*	0,50*	0,40*	0,20
BW 211 PD-40	11,4	0,70	0,50	0,40	0,25*
BW 212 D-40	10,9	0,70*	0,50*	0,40*	0,20
BW 212 PD-40	12,8	0,70	0,50	0,40	0,25*
BW 213 D-40	12,4	0,70*	0,50*	0,40*	0,20
BW 213 PD-40	12,9	0,70	0,50	0,40	0,25
BW 215 D-40	14,1	0,90*	0,60*	0,50*	0,25
BW 216 D-40	15,2	1,10*	0,75*	0,55*	0,30
BW 216 PD-40	15,7	1,10	0,75	0,65	0,35*
BW 218 D-40	17,2	1,30*	0,90*	0,65*	0,30

*Compactor is particularly suitable for the soil type.

The reference values in the following tables are the results of compaction trials and practical applications. Under normal application related conditions the required compaction values are thereby reached after four to eight passes.

EARTH AND ASPHALT WORK

Actual output

Type of machine/ Operating weight CECE	(t)	Compaction output (m ³ /h)			
		Rock	Gravel, Sand	Mixed soil	Silt, Clay
Single Drum Rollers					
BW 124 DH-5	3,3		105-210	75-150	40-90
BW 124 PDH-5	3,4		105-2010	75-150	50-100
BW 145 D-5	4,8		160-320	120-240	60-120
BW 145 DH-5	4,8		160-320	120-240	60-120
BW 145 PDH-5	5,0		160-320	120-240	80-160
BW 177 D-5	6,6		210-420	160-320	70-140
BW 177 DH-5	6,7		210-420	160-320	70-140
BW 177 PDH-5	7,0		210-420	160-320	95-190
BW 177 BVC-5	7,0	370-740	240-480	190-380	95-190
BW 211 D-5	10,6	400-800	270-540	220-440	110-220
BW 211 DH-5	10,9	450-910	330-620	260-490	130-260
BW 211 PD-5	12,1	400-800	270-540	220-440	160-320
BW 211 PDH-5	12,6	450-910	330-620	260-490	160-320
BW 212 D-5	11,5	470-940	300-600	240-480	120-240
BW 212 DH-5	11,7	490-990	350-690	260-510	150-310
BW 212 PD-5	12,9	470-940	300-600	240-480	180-360
BW 213 D-5	12,5	470-940	300-600	240-480	120-240
BW 213 DH-5	12,7	530-1060	360-720	270-540	180-360
BW 213 PDH-5	13,8	530-1060	360-720	270-540	210-420
BW 213 BVC-5	13,8	700-1400	480-960	360-720	210-420
BW 213 DH + P-5	15,1	530-1060	360-720	270-540	180-360
BW 213 BVC + P-5	15,9	700-1400	480-960	360-720	210-420
BW 214 D-5	13,9	530-1080	360-730	270-550	180-360
BW 216 D-5	16,0	650-1200	450-920	340-680	210-420
BW 216 PD-5	17,1	650-1200	450-920	340-680	250-500
BW 216 DH-5	16,0	700-1400	480-960	360-720	210-420

Type of machine/ Operating weight CECE	(t)	Compaction output (m ³ /h)			
		Rock	Gravel, Sand	Mixed soil	Silt, Clay
Single Drum Rollers					
BW 216 PDH-5	17,1	700-1400	480-960	360-720	250-580
BW 219 D-5	19,4	940-1880	700-1400	560-960	250-500
BW 219 PD-5	20,0	940-1880	700-1400	560-960	280-560
BW 219 DH-5	19,4	940-1880	700-1400	560-960	250-500
BW 219 PDH-5	20,0	940-1880	700-1400	560-960	280-560
BW 219 BVC-5	20,3	940-1880	800-1520	580-980	310-590
BW 226 DH-5	25,0	1180-2120	880-1750	680-1200	350-700
BW 226 PDH-5	25,7	1180-2120	880-1750	680-1200	380-730
BW 226 BVC-5	25,9	1180-2120	980-1800	700-1350	385-770
BW 226 DI-5	25,3	1180-2120	1180-2120	810-1550	450-890
BW 226 RC-5	26,3	1180-2120		700-1350	385-770
BW 211 D-40	9,5	400-800	270-540	220-440	110-220
BW 211 PD-40	11,4	400-800	270-540	220-440	160-320
BW 212 D-40	10,9	400-800	270-540	220-440	110-220
BW 212 PD-40	12,8	400-800	270-540	220-440	160-320
BW 213 D-40	12,4	400-800	270-540	220-440	110-220
BW 213 PD-40	12,9	400-800	270-540	220-440	160-320
BW 215 D-40	14,1	500-950	350-780	280-550	190-370
BW 216 D-40	15,2	650-1200	450-920	340-680	210-420
BW 216 PD-40	15,7	650-1200	450-920	340-680	250-500
BW 218 D-40	17,2	800-1800	550-1100	420-840	260-520

The reference values in the following tables are the results of compaction trials and practical applications. Under normal application related conditions the required compaction values are thereby reached after four to eight passes.

TERMINOLOGY

The following list of terms or calculation bases serves as a help for better understanding of the technical data.

No.	Term	Dim	EXPLANATION
1	Axle load	kg	the value of the static weight (in kg) applied to an axle
2	Amplitude	mm	half of the oscillation distance in millimeters (mm) that the ompacting tool (plate or drum) moves during one rotation of the exciter shaft
3	Basic weight	kg	the static weight of the machine without fuels and lubricants
4	Centrifugal force	kN	the force generated by the exciter shaft in kilonewtons (kN), which causes the compaction medium (drum or plate) to vibrate. Depends on the vibrating mass of the compacting tool and the frequency. Attention: The indication of a high centrifugal mass is no guarantee for a high compaction performance.
5	Dimensions	mm	all dimensions in mm
6	Drive	-	<ul style="list-style-type: none"> ■ mechanical from diesel or gasoline engine via - V-belt, toothed belt or chain, transmission, drive shaft ■ hydrostatic from diesel or gasoline engine via - hydraulic pump and hydraulic motor
7	Frequency	Hz 1/min	the number of revolutions the exciter shaft performs per second (Hz) or per minute (l/min) Example: 50 Hz = 50 rev./sec = 50 x 60 = 3000 rpm
8	Fuel consumption	l/h	is the average engine fuel consumption at 70% capacity utilisation
9	Operating weight (CECE)	kg	the static weight of the machine incl. - fluids and lubricants - 50% of the fuel tank contents x 0.84 (specific weight) - 50% of the water tank contents - 75 kg weight of the operator only for ride-on machines)
10	Power SAE J 1349 / ISO 3046	kW	is the effective output at the engine fly wheel in kilowatts (kW) at the set ISO 3046 nominal speed
11	Rasted speed	rpm	the number of revolutions of the diesel or gasoline engine per minute
12	Static area load	kg/m ²	in accordance with the operating weight of the machine in kg divided by the contact area of the base plate
13	Static linear load	kg/cm or kg/m	the axle load (kg) divided by the load or working width of the drum in kg/m (cm) od (m)
14	Track radius	mm	the turning radius in mm, that the machine can drive at full lock; measured from the theoretical centre of the circle to the inner edge of the drum/wheel
15	Travel speed	km/h	the distance in kilometers (km) the machine travels in one hours (h)
16	Working speed	m/min	the distance in (m) the machine travels per minute (min)

NOTICE

NOTICE

NOTICE

NOTICE

NOTICE

NOTICE

NOTICE

NOTICE

NOTICE

NOTICE

NOTICE

NOTICE

NOTICE

NOTICE

NOTICE

NOTICE

NOTICE

NOTICE

NOTICE

NOTICE

NOTICE

MAINTENANCE/PARTS SERVICE

- A worldwide team of specialists is at your disposal. This dedicated network provides support for customers in countries all over the world.
- Parts for maintenance, service and repair are available from our network of branches and dealers.
- BOMAG guarantees continued availability of all common parts.
- Easy to read catalogues ensure quick identification and ordering of all parts.
- Only use original BOMAG spare parts and avoid unnecessary downtime.

Head Office/Hauptsitz:

BOMAG

Hellerwald
56154 Boppard
GERMANY
Tel.: +49 6742 100-0
Fax: +49 6742 3090
e-mail: info@bomag.com

BOMAG

Maschinenhandelsgesellschaft m.b.H.

Klausenweg 654
2534 Alland
AUSTRIA
Tel.: +43 2258 20202
Fax: +43 2258 20202-20
e-mail: austria@bomag.com

BOMAG

MARINI EQUIPAMENTOS LTDA.

Rua Comendador Clemente Cifali, 530
Distrito Industrial Ritter
Cachoeirinha – RS
BRAZIL
ZIP code 94935-225
Tel.: +55 51 2125-6677
Fax: +55 51 3470-6220
e-mail: brasil@bomag.com

BOMAG (CANADA), INC.

2233 Argentia Road
East Tower, Suites 302
Mississauga, Ontario L5N 2X7
CANADA
Tel.: +1 800 782 6624
Fax: +1 905 361 9962
e-mail: canada@bomag.com

BOMAG (CHINA)

Compaction Machinery Co. Ltd.

No. 2808 West Huancheng Road
Shanghai Comprehensive Industrial Zone (Fengxian)
Shanghai 201401
CHINA
Tel.: +86 21 33655566
Fax: +86 21 33655508
e-mail: china@bomag.com

BOMA Equipment Hong Kong LTD

Wayson Commercial Building
28 Connaught Road West
Sheung Wan
HONG KONG
Tel.: +86-20-8136-1380
Fax: +86-20-8136-1062
e-mail: bomahk@bomag.com

BOMAG FRANCE S.A.S.

2, avenue du Général de Gaulle
91170 Viry-Châtillon
FRANCE
Tel.: +33 1 69578600
Fax: +33 1 69962660
e-mail: france@bomag.com

BOMAG (GREAT BRITAIN), LTD.

Sheldon Way
Larkfield, Aylesford
Kent ME20 6SE
GREAT BRITAIN
Tel.: +44 1622 716611
Fax: +44 1622 710233
e-mail: gb@bomag.com

BOMAG ITALIA Srl.

Via Roma 50
48011 Alfonsine
ITALIA
Tel.: +39 0544 864235
Fax: +39 0544-864367
e-mail: italy@bomag.com

FAYAT BOMAG Polska Sp. z o.o.

Ul. Szyszkowa 52
02-285 Warszawa
POLAND
Tel.: +48 22 482 04 00
Fax: +48 22 482 04 01
e-mail: poland@bomag.com

FAYAT BOMAG RUS OOO

141400, RF, Moscow region
Khimki, Klayazma block, h. 1-g
RUSSIA
Tel: +7 (495) 287 92 90
Fax: +7 (495) 287 92 91
e-mail: russia@bomag.com

BOMAG GmbH

300 Beach Road
The Concourse, #18-06
Singapore 199555
SINGAPORE
Tel.: +65 6 294 1277
Fax: +65 6 294 1377
e-mail: singapore@bomag.com

BOMAG Americas Inc.

125 Blue Granite Parkway
Ridgeway SC 29130
U.S.A.
Tel.: +1 803 3370700
Fax: +1 803 3370800
e-mail: usa@bomag.com

03/19 PRE101334

